

1999-2000 MEDIA GUIDE/YEARBOOK

TABLE OF CONTENTS

All Time Leading Scorers vs Penguins.....158
 Assistant Coaches.....9
 Attendance Information.....290
 Amateur Hockey.....19
 Career Goaltending vs Penguins.....163
 Career Scoring vs Penguins.....159-162
 Civic Arena/ICEOPLEX at Southpointe.....20
 Civic Arena Records.....218
 Coaches and Records.....184-185
 Comebacks.....223
 Communications Staff.....287
 Community Relations Program.....16-19
 Countries of Origin.....164
 Craig Patrick.....7
 Entry Draft History.....214-217
 Fastest Goals.....212-213
 Future Penguins.....76-78
 Hat Tricks: For and Against.....205-207
 History of the Penguins.....166
 Hockey Staff.....10
 Honors and Awards.....224
 How to Figure... ..294-295
 In the System.....72-75
 Ken Sawyer.....6
 Kevin Constantine.....8
 Mario Lemieux.....4-5
 Media Information.....288-289
 Medical Staff.....13
 NHL Information.....291-292
 NHL Key Dates.....293
 Openers.....200
 Opponents.....104-157
 Overtime Games.....203-204
 Overtime Record.....202
 Ownership Group.....3
 Penalty Shots: For and Against.....208
 Penguins All-Star Game History.....225
 Penguins All Time Goalies.....183
 Penguins All Time Leaders.....187-189
 Penguins All Time Roster.....169-182
 Penguins Announcers.....286
 Penguins Hall of Fame.....263-264
 Penguins Leaders by Season.....190-191

Penguins in the 1990s.....167
 Penguins Monthly Record.....99
 Penguins Team Records.....192-199
 Penguins Year-by-Year Record.....168
 Personnel.....186
 Player Biographies.....22-71
 Playoff Records.....275-280
 Playoff Results.....266-270
 Playoff Scoring: 1968-1999.....272-273
 Playoff Record vs Opponents.....274
 Scouts.....11
 Seasons-in-Review.....226-256
 Shutouts: For and Against.....209-210
 Special Teams History.....211
 Staff Directory.....2
 Staff Photos.....14-15
 Stanley Cup Championship Teams.....271
 Streaks.....201
 Strength/Equipment Staff.....12
 Team Awards.....257-260
 This Date in Penguins History.....220-222
 Tom Rooney.....6
 Uniform History.....219
 Uniform Numbers.....261-262
 Wheeling Nailers.....86
 Wilkes-Barre/Scranton Penguins.....84-85
 1998-99 Fast Facts.....93
 1998-99 Game-by-Game.....88-89
 1998-99 Home Games.....90
 1998-99 Injuries.....100
 1998-99 Man Games Lost.....101
 1998-99 NHL Standings.....92
 1998-99 Penguins Statistics.....94
 1998-99 Road Games.....91
 1998-99 Scoring Breakdown.....97-98
 1998-99 Season Highlights.....95
 1998-99 Superlatives.....96
 1998-99 Transactions.....102
 1999 Entry Draft.....82-83
 1999 Playoff Results.....282-283
 1999 Playoff Scoring.....281
 1999-2000 Roster.....79-81
 1999-2000 Schedule.....296

Editor: Steve Bovino

Assistant Editors: Tom McMillan, Brian Coe

Contributors: Cindy Himes, Renee Petrichevich, Keith Wehner, Scott Bouchette, Eric Tomikel

Photographers: Matt Polk, NHL Imaging

Designer: Barb Pilarski



On the Cover:

The top two scorers in Penguins history: owner Mario Lemieux and captain Jaromir Jagr.

PITTSBURGH PENGUINS CLUB DIRECTORY

Administrative Offices

One Chatham Center, Suite 400
 Pittsburgh, PA 15219
 Phone 412/642-1300
 FAX 412/642-1859

Team and Media Relations

Civic Arena
 66 Mario Lemieux Place
 Pittsburgh, PA 15219
 Media Relations Fax: 412/642/1322

Ownership

Mario Lemieux and The Lemieux Group

Administration

Chairman/CEO/President
 Executive Vice President/General Manager
 Executive Vice President/COO
 Executive Vice President/CFO
 Executive Assistant
 Receptionist

Mario Lemieux
 Craig Patrick
 Tom Rooney
 Ken Sawyer
 Elaine Heufelder
 Kelly Hart

Hockey Operations

General Manager
 Assistant General Manager
 Head Coach
 Assistant Coaches
 Goaltending Coach and Scout
 Head Scout
 Pro Scout
 Scouts
 Strength and Conditioning Coach
 Equipment Manager
 Trainers
 Team Physician
 Executive Assistant
 Assistant Equipment Manager
 Head Coach, Wilkes-Barre/Scranton

Craig Patrick
 Ed Johnston
 Kevin Constantine
 Mike Eaves, Don Jackson, Troy Ward
 Gilles Meloche
 Greg Malone
 Rick Kehoe
 Herb Brooks, Wayne Daniels, Charlie Hodge, Mark Kelley
 John Welday
 Steve Latin
 Mark Mortland, Scott Johnson
 Dr. Charles Burke
 Tracey Botsford
 Paul Flati
 Glenn Patrick

Communications and Marketing

Vice President, Communications/Marketing
 Director of Media Relations
 Assistant Director, Media Relations
 Director of Public Relations
 Manager, Community Relations
 Director of Entertainment
 Assistant Director, Entertainment
 Alumni and Community Relations Associate
 Creative Director
 Youth Hockey Coordinator

Tom McMillan
 Steve Bovino
 Brian Coe
 Cindy Himes
 Renee Petricevich
 Paul Barto
 Mike Wurman
 Joe Mullen
 Barb Pilarski
 Mark Shuttleworth

Finance

Executive Vice President/CFO
 Director of Business Development
 Controller
 Accounting Staff

Ken Sawyer
 Mike Lee
 Kevin Hart
 Tawni Love, Mark Oresic, Troy Ussack, Andrea Winschel

Ticketing

Vice President, Ticketing
 Director, Premium Seating
 Manager, Premium Services
 Assistant Manager, Premium Services
 Group Sales
 Box Office Manager
 Manager, Ticket Operations
 Senior Ticket Sales Manager
 Manager, Inside Ticket Sales
 Box Office Staff
 Sales Representatives
 Customer Service Representatives

Mark Anderson
 Terri Smith
 Michelle Follen
 Sherry Huggins
 Mike Guiffre, Ted Miller, Chuck Pukansky
 Carol Coulson
 Laura Bryer
 James Santilli
 Chad Slencak
 Kelly Gabany, Daneen Napolitano
 Pete Barakat, Bonnie Golinski, Mike McLaughlin, Joe Traynor, Craig Wheeler
 Kristen Abbott, Lynda Gladding, Jill Weisbrod

Corporate Sales

Vice President, Corporate Sales
 Manager, Corporate Sponsorships
 Manager, Sales Service
 Assistant Managers, Sales Service

David Soltesz
 Kimberly Bogesdorfer
 Marie Mays
 Amy Gillespie, Beth McQuiston

General Information

Home Ice: Civic Arena
 Dimensions of Rink: 200 feet by 85 feet
 Seating Capacity: 16,958
 Team Colors: Black, gold and white
 TV Station: Fox Sports Net Pittsburgh

TV Announcers: Mike Lange, Peter Taglianetti
 Flagship Radio Station: 3WS (94.5 FM, 970AM)
 Radio Announcers: Paul Steigenwald, TBA
 Minor League Affiliates: Wilkes-Barre/Scranton (AHL)
 Wheeling (ECHL)

LEMIEUX GROUP TAKES OVER PENGUINS ON SEPTEMBER 3, 1999

Mario Lemieux's bid to buy the Penguins out of bankruptcy received final approval from Judge Bernard Markovitz on Sept. 3, 1999 in U.S. Bankruptcy Court.

Lemieux and his group of investors had filed a plan of reorganization in March. That plan was confirmed by Markovitz on June 24, leading to several more months of negotiations with partners and creditors.

"The puck is now on Mr. Lemieux's stick," Markovitz said at the final hearing on Sept. 3. "And we all know what he's been able to do with that in the past."

The Penguins, under previous co-owners Roger Marino and Howard Baldwin, filed for bankruptcy on Oct. 13, 1998, reporting more than \$100 million in debts.

The franchise continued to operate last season under the specter of bankruptcy, although GM Craig Patrick, Coach Kevin Constantine and the Penguins players did a remarkable job of tuning out the distractions.

In fact, the Penguins posted their ninth straight winning season, going 38-30-14, and earned their ninth straight Stanley Cup playoff berth.

They then upset top-seeded New Jersey in the first round of the playoffs before falling to Toronto in six games in the second round.

But the team's future was in doubt until Lemieux's reorganization plan received the blessing of both the court and the NHL. Two days before Markovitz' final approval, the NHL's Board of Governors voted unanimously to approve Lemieux's ownership bid.

Lemieux received a standing ovation from the board when that decision was announced.

"I haven't seen anything like that here, anything quite that spontaneous," said Edmonton Oilers president and GM Glen Sather – himself a former Penguins player. "Mario has always been a player who has demanded a lot of respect just by his presence. He has an aura about him. He's polite, respectful and intelligent, the same way he played the game. I'm happy for Mario and I'm happy for Pittsburgh. It's a great hockey city."





MARIO LEMIEUX OWNER

This time, it wasn't a breathtaking goal or a spectacular assist.

This time, it was a save by Mario Lemieux ... a save that meant everything to the future of professional hockey in Pittsburgh.

Lemieux, the hockey legend who won six NHL scoring championships during his 12-year career with the Pittsburgh Penguins, rewrote history again this summer in a most unusual fashion. At the tender age of 33, he organized and oversaw an ownership group that bought the Penguins out of bankruptcy, and now he stands at the forefront of what may very well be a new sporting trend as we head into the new millennium: The former athlete/owner.

"I think people were delighted that the effort has been made, as only Mario could have done, to save the Penguins in Pittsburgh," NHL commissioner Gary Bettman said shortly after Lemieux's ownership

bid received the unanimous approval of the league's Board of Governors. Lemieux and his group of investors officially became owners of the team on Sept. 3, when their plan of reorganization received final approval from Judge Bernard Markovitz in U.S. Bankruptcy Court.

"I am proud that I was able to play my entire career with the Pittsburgh Penguins, and now I am looking forward to this exciting new challenge as owner," Lemieux said. "We have a lot of challenges ahead of us, but this is a great city and a great hockey town. We look forward to a bright future with the Penguins."

Lemieux, the majority owner of the team, also will serve as Chairman of the Board, CEO and President. He quickly assembled a first-rate management team consisting of three executive vice presidents: Tom Rooney as chief operating officer and Ken Sawyer as chief financial officer to go along with the well-established Craig Patrick as general manager.

In his first official act as owner, Lemieux slashed ticket prices on more than 3,500 seats at the Civic Arena and created new Family Sections so that more parents may enjoy Penguins games with their children.

"The idea is to make Pittsburgh Penguins hockey affordable and accessible to as many people as possible," Lemieux said.

Lemieux himself is the everlasting symbol of the glory days of Pittsburgh hockey, culminating with Stanley Cup championships in 1991 and 1992. He is the leading scorer in Penguins history and retired in 1997 as the No. 6 all-time scorer in NHL history with 613 goals and 881 assists for 1,494 points.

His career highlights include six league scoring championships, three MVP awards, two Conn Smythe Trophies as MVP of the playoffs (1991 and 1992) and the Calder Trophy as rookie of the year in 1984-85.

And he accomplished all of these feats despite a stunning series of medical setbacks, including a bout with cancer in 1993 and two major back operations.

"His talent was amazing, obviously, but Mario's also got more character than anyone I've met," Craig Patrick said. "I remember games my first year in Pittsburgh when Mario was chasing Wayne Gretzky for the consecutive points streak and his back was so bad he had to grab his pant leg to pull his leg over the boards onto the ice. He's just got so much drive and determination. It's going to be a thrill to work for someone like him."

Pittsburgh hockey was sickly the first time Lemieux arrived on the scene. That was in the summer of 1984, when the Penguins — who had finished last in the overall standings in back-to-back seasons — made him the first pick of the NHL Draft.

The 18-year-old Lemieux was a tantalizing prospect, having established new Canadian junior scoring records with 133 goals and 282 points in just 70 games with Laval of the Quebec Major Junior Hockey League. But he was joining a Penguins team that had gone 16-56-6 for 38 points and drawn an average crowd of 6,839 to the Civic Arena, which was not a happy place.

All he did was take the city – and the league – by storm.

In his first NHL game against the Boston Bruins at fabled Boston Garden, Lemieux stole the puck from future Hall of Famer Ray Bourque and scored a goal on his first shift as a Penguin – First Game, First Shift, First Shot. Several nights later, in his first home game, known as the “Lemieux Debut,” he set up a goal on his first shift and pounded Vancouver’s Gary Lupul in his first fight, much to the pleasure of a wild, chanting crowd at the suddenly revitalized Arena.

Lemieux scored 100 points that season and won the Calder as rookie of the year, and the Penguins improved by a hefty 15 points in the standings, but it took several years before management could assemble a championship club around him.

Individually, Lemieux’s breakthrough season actually came in 1987-88, when he scored the winning goal to lead Team Canada to victory over the Soviet Union in the preseason Canada Cup Tournament, then went out and beat Gretzky for the NHL scoring championship (with 168 points) and MVP award.

The Penguins made the playoffs for the first time of Lemieux’s career in 1988-89, but it was not until two years later, after the club had hired Patrick and legendary coach Bob Johnson, that No. 66 achieved his dream of leading his team to the Stanley Cup.

Ironically, he missed the first 50 games of the 1990-91 season because of complications following major back surgery, but he notched three assists in his first game in January and went on to score 45 points in 26 games before absolutely dominating the playoffs. He exploded for 44 points in 23 playoff games and led the Penguins past Minnesota, four games to two, in the Stanley Cup finals. For his efforts, he was awarded the first of his two Conn Smythe Trophies as playoff MVP.

He ran the table in 1991-92, winning the regular-season scoring championship, a second Conn Smythe and a second Cup.

Lemieux and the Penguins dominated the NHL regular season in 1992-93, but he also received the biggest scare of his life when he was diagnosed with Hodgkin’s disease in January. Lemieux underwent six weeks of successful radiation treatments before miraculously returning to the lineup in March and claiming another NHL scoring title. But the Penguins were upset by the New York Islanders in the second round of the playoffs, and the cumulative effect of Lemieux’s medical problems began to dramatically affect his career.

He played just 22 games in 1993-94 and took a one-season sabbatical to rest and recuperate in 1994-95. And although Lemieux came back to win back-to-back league scoring championships in 1995-96 and 1996-97, it was clear to him that his physical ailments had taken their toll.

Lemieux announced his retirement near the end of the 1996-97 season and played his final game that spring as the Penguins lost to the Philadelphia Flyers in the first round of the playoffs.

The hockey world thought it might have seen the last of him when he was named to the Hall of Fame in November, 1997 ... but that was before the Penguins plunged into bankruptcy.

Lemieux, the team’s largest creditor, decided to put together an ownership bid in the fall of 1998 and submitted a reorganization plan in March, 1999.

That plan was confirmed by Markovitz on June 24, and – after months of intense negotiations – it received final approval on Sept. 3.

In addition to his work with the Penguins, Lemieux oversees the Mario Lemieux Foundation for cancer research and sponsors an annual celebrity golf tournament each summer in Pittsburgh. Mario, his wife, Nathalie and their four children live in Sewickley.

He is the first Pittsburgh area resident to own the Penguins since Tad Potter in 1975.





TOM ROONEY
CHIEF OPERATING OFFICER

Tom Rooney, a member of Pittsburgh's most prominent sports family, oversees the Penguins' day-to-day business operation as Executive Vice President and Chief Operating Officer under Mario Lemieux.

Tom is a nephew of Pittsburgh Steelers founder Art Rooney Sr. and a first cousin of current Steelers owner Dan Rooney. He grew up on the North Side of Pittsburgh and graduated from Perry High School before earning a journalism degree from Duquesne University. Pittsburgh is in his blood.


His new job with the Penguins represents a homecoming in many ways for the 49-year-old Rooney, who has extensive management experience in both the sports and entertainment worlds.

As a high school student, he attended Penguins games in the club's first season, 1967-68; during his college days at Duquesne, he earned extra money by working as an usher at the Civic Arena; and he served as the Penguins' vice president of marketing and promotions under the DeBartolo family's ownership from 1981-90.

Rooney's first job after college was as a sportswriter for Dardanell Publications in suburban Pittsburgh. He also worked in public relations and advertising for The Meadows racetrack in Washington County and for MARC Advertising in Pittsburgh before joining the Penguins' staff in 1980.

For the past nine years, Rooney has been an executive with the Pace Entertainment Group, overseeing 15 amphitheaters and other entertainment venues around the country, including Star Lake Amphitheater in Washington County.

Rooney and his wife, Judee (also a Duquesne grad) live in Houston, Pa. They have a son, Josh, who once captained his Canevin High School team to the championship of the Penguins Cup.



KEN SAWYER
CHIEF FINANCIAL OFFICER

Ken Sawyer brings 20 years of professional sports experience to his new post as Executive Vice President and Chief Financial Officer under Mario Lemieux.

A native of Montreal — the same hometown as Lemieux — Sawyer served as Chief Financial Officer for the National Hockey League from 1979-93.

Since then, he has operated his own financial consulting firm and served as a consultant to a number of professional sports organizations, including the Penguins.

So he is well aware of the challenges facing NHL clubs as they head into the new millennium --- including the unique situation facing the Penguins as they re-establish themselves under

the Lemieux ownership group following a season in bankruptcy.

"We are pleased to add such highly-qualified executives as Tom Rooney and Ken Sawyer to our management team," Lemieux said when he announced the hiring of both men on Sept. 7, 1999. "Both have National Hockey League experience, as well as a great deal of enthusiasm for what we're doing here with the Penguins. I will rely on their expertise as we move forward.

Ken is a graduate of McGill University in Montreal and is a chartered accountant. He and his wife, Shirley have two sons, Scott and Christopher.



CRAIG PATRICK GENERAL MANAGER

It's not all about raw numbers with Craig Patrick, even though he's led the Penguins to two Stanley Cups, five division championships, nine straight playoff appearances and the second-best regular season record in the NHL during the 1990s.

It's about respect.

The general manager of the Penguins has earned plenty of that.

Case in point: In 1998-99, for the second straight season, Patrick was named NHL Executive of the Year by the Sporting News in a poll conducted among his peers.

Despite the fact that the Penguins filed for bankruptcy on Oct. 13, Patrick calmly steered them to their ninth straight winning season at 38-30-14, earning a ninth straight playoff berth. The Penguins then went on to upset top-seeded New Jersey in the first round of the Stanley Cup playoffs before falling to Toronto, four games to two, in the conference semifinals.

Even in the face of financial adversity, the Penguins continued the standard of excellence Patrick has established since taking over as GM in December, 1989.

"Being financially responsible to what you have to spend and still being able to put together a winner is a juggling act," said Phoenix Coyotes GM Bobby Smith, "and no one has had to do it better than Craig Patrick."

Patrick's nine-and-a-half seasons on the job represent the longest continuous stint as general manager in Penguins history, and he has been with his team longer than all but four current NHL GMs: Harry Sinden of Boston, Glen Sather of Edmonton, Lou Lamoriello of New Jersey and Neil Smith of the New York Rangers.

Patrick, 53, also has served two stints as interim coach of the Penguins, in 1989-90 and 1996-97. Last season, he added the club's CEO duties to his resume.

Known as a master on the trade market, Patrick's signature deal was the one that acquired Ron Francis, Ulf Samuelsson and Grant Jennings from the Hartford Whalers on the eve of the 1991 trading deadline, paving the way to the Penguins' first Stanley Cup. But he added many other players to the Cup mix in his first full season, drafting Jaromir Jagr, signing Bryan Trottier as a free agent and trading for Joe Mullen, Larry Murphy, Peter Taglianetti, Jiri Hrdina, Gord Roberts and Scott Young. He also hired legendary "Badger Bob" Johnson as head coach and appointed Scotty Bowman as director of player development and recruitment.

In 1991-92, his second full season, Patrick made another dramatic trade, acquiring Rick Tocchet, Ken Wregget and Kjell Samuelsson from the Philadelphia Flyers and spurring the Penguins to a second straight Cup.

A member of one of hockey's most famous families – including grandfather Lester, father Lynn and uncle Muzz – Patrick played collegiate hockey at the University of Denver and captained the Pioneers to the NCAA championship in 1969. He played eight NHL seasons with five different teams, registering 72 goals and 163 points in 401 games before retiring in 1979. He made the transition to management and coaching when he landed the dual role of assistant coach and assistant GM of the 1980 U.S. Olympic team, which won the gold medal at Lake Placid. The 1980 Olympic head coach was Herb Brooks, now a scout with the Penguins.

Patrick joined the New York Rangers organization as director of operations in 1980 and became the youngest general manager in club history on June 14, 1981. He served in that capacity through the 1985-86 season, leading the Rangers to the playoffs every year.

Immediately prior to joining the Penguins, Patrick spent two years as director of athletics at the University of Denver.

Born in Detroit, Patrick grew up in Boston and New Haven and was immersed in hockey because of his family ties. His grandfather, Lester, served as head coach and general manager of the Rangers and led his team to three Stanley Cups. His father, Lynn, was an all-star winger for the Rangers, became head coach of the club from 1948-50 and later served as GM of the Boston Bruins and St. Louis Blues. His uncle, Muzz, a former Canadian heavyweight amateur boxing champion, played defense for the Rangers and was GM/coach from 1954-64. Lester and Lynn Patrick are members of the Hockey Hall of Fame.

Craig was named to the U.S. Hockey Hall of Fame in 1996.



KEVIN CONSTANTINE HEAD COACH

Kevin Constantine knows all about challenges. Not even bankruptcy can get him down.

The Penguins filed for protection under Chapter 11 of the Federal Bankruptcy Code last October, but Constantine saw no reason why that financial uncertainty should affect his players on the ice. Preaching discipline and focus, rarely mentioning the club's well-publicized off-ice problems, he did a masterful job of leading the Penguins to 38 wins, 90 points, a Stanley Cup playoff berth and a stirring first-round upset of top-seeded New Jersey.

"You can't worry about things beyond your control," Constantine says. "You've got to focus on the job at hand."

The young coach has done that magnificently in his first two seasons behind the Penguins bench, compiling an overall record of 78-54-32 with back-to-back playoff berths and one division

championship. His passion for preparation and detail has enabled the Penguins to continue their tradition of excellence despite the losses of all-time greats Mario Lemieux and Ron Francis in recent years. And while he teaches a system that stresses teamwork and defensive responsibility, it also has allowed Jaromir Jagr to showcase his enormous individual skills and claim the NHL scoring championship in each of the past two seasons.

"Kevin is a guy with a tremendous work ethic and a great enthusiasm for the game," says NHL broadcaster John Davidson. "He's had a major impact on Pittsburgh's success over the last two years."

Constantine, 40, came to town in 1997 with three-plus seasons of NHL coaching experience already under his belt. He was head coach of the San Jose Sharks from 1993-95 and served as an assistant coach for the Calgary Flames in 1996-97, and during that time he developed a reputation as a tireless worker whose coaching methods — including the use of computers and video equipment — were on the very cutting edge of the game.

"He doesn't like losing," said Ray Whitney, one of his former players with San Jose. "And he's not too crazy about ties, either."

Constantine became the 14th head coach in Penguins history on June 12, 1997 and immediately set out to extend the winning tradition the team had established in the 1990s. Without Lemieux or high-scoring Petr Nedved, who didn't play because of a contract impasse, Constantine reshaped the Penguins from a freewheeling offensive club to a solid, hard-working unit, stressing consistency and two-way play. And it worked.

The 1997-98 Penguins went 40-24-18 for 98 points, the fourth-highest total in franchise history. They achieved Constantine's desired "balance" by ranking third in both goals scored and goals allowed in the Eastern Conference. And they set a defensive record by allowing the fewest goals (188) in team history.

Last season, even in the face of bankruptcy — and despite the loss of Francis to free agency — Constantine led the Penguins to a 38-30-14 mark for 90 points and then engineered an upset of top-seeded New Jersey in the first round of the playoffs. The Penguins' season ended with a loss to Toronto in the conference semifinals.

A high school all-star in his hometown of International Falls, Minnesota, Constantine went on to play three years as a goaltender at Rensselaer Polytechnic Institute from 1987-80 and was a ninth-round draft choice of the Montreal Canadiens in 1978. He had a brief tryout with the Canadiens in 1980. "Let's just say it was not one of the highlights in the history of that great organization," Constantine deadpans.

Likewise, his coaching career began inauspiciously. Constantine, who had headed to the west coast to find a job after college, was working as a carpenter in Reno, Nevada when he volunteered to be coach of a Junior 'C' team. He decided to go back to school and earned a bachelor's degree in business at the University of Nevada-Reno, but coaching was in his blood.

Constantine's first real coaching break came when he was named head coach of North Iowa of the United States Hockey League in 1985. He became head coach of the Rochester (Minn.) franchise in 1987 and led Rochester to the USHL and National Junior 'A' titles in 1987-88.

Constantine then stepped up to the professional ranks, serving as an assistant coach with Kalamazoo of the International Hockey League from 1988-91.

He landed his first professional head coaching job with Kansas City of the IHL in 1992-93 — at the tender age of 32 — and promptly led the Blades to the league championship. In two seasons with Kansas City, Constantine compiled a record of 102-48-14, prompting a promotion to the NHL and the parent San Jose Sharks in 1993-94. He was 55-78-24 in two-plus seasons with the Sharks.

He was the runner-up for the Jack Adams Award as NHL Coach of the Year in 1993-94 and was named IHL Coach of the Year in 1991-92.

Kevin and his wife, Peggy, have two sons, Matthew (2) and Jeffrey (six months). The Constantines live in the South Hills.



MIKE EAVES
Assistant Coach

Former NHL centerman Mike Eaves enters his third season on the Penguins staff, spending much of his time working with the club's forwards and coordinating the offensive attack.

Eaves, 43, has a diverse coaching resume with experience at the NHL, AHL and collegiate levels, in addition to Europe. He was an assistant coach for the Philadelphia Flyers for three seasons (1988-90 and 1993-94) and served three seasons as head coach of the Flyers' American Hockey League affiliate in Hershey (1990-93). Eaves was a college coach for two seasons; one as head coach of the University of Wisconsin at Eau Claire (1986-87) and one as an assistant at St. Cloud State. Prior to joining the Penguins, he also coached in Finland.

A native of Denver, "Eaver" played his college hockey at the University of Wisconsin under legendary coach Bob Johnson, led the Badgers to the national championship in 1977 and is the leading scorer in school history. In eight NHL seasons with Minnesota and Calgary, he scored 83 goals and 226 points in 324 games. Mike and his wife, Beth, have two children, Ben and Patrick.



DON JACKSON
Assistant Coach

Former NHL defenseman Don Jackson brings 10 years of professional coaching experience and two Stanley Cup rings to the Penguins staff. The 43-year-old Jackson, entering his third season with the Penguins, handles the defense pairings and essentially serves as the club's defensive coordinator.

Immediately before joining the Penguins, Jackson was head coach of the Kansas City Blades of the International Hockey League in 1996-97, leading his team to a 39-28-15 record.

He served three seasons as an assistant coach with the NHL's Quebec Nordiques (1991-94) and also was head coach of the Wichita Thunder (Central Hockey League, 1995-96), Cincinnati Cyclones (IHL, 1994-95) and Knoxville Cherokees (East Coast Hockey League, 1989-91).

He led Knoxville to the ECHL championship in 1990-91 and was named the league's coach of the year that season.

The Minneapolis native played 10 seasons in the NHL with Minnesota, Edmonton and the New York Rangers, recording 16 goals, 68 points and 640 penalty minutes in 311 games. He earned two Stanley Cup rings with Edmonton in 1984 and 1985. Don and his wife, Nancy, have three children, Clint, Carly and Liza.



TROY WARD
Assistant Coach

Troy Ward is one of the youngest coaches in the NHL at age 37, but he brings an impressive amount of coaching experience to Kevin Constantine's staff. Troy is entering his third year with the Penguins and previously coached at the minor pro, collegiate and junior levels.

The native of St. Croix, Wisconsin began his coaching career as the head coach of his alma mater, the University of Wisconsin at Eau Claire, in 1987-88 (trivia tidbit: he replaced Mike Eaves). Ward then moved on to the University of Denver, where he was an assistant coach of that NCAA Division 1 program for three seasons.

In 1993, Ward was named head coach and general manager of the Dubuque Fighting Saints of the United States Hockey League and led his 1994-95 team to a third-place finish at the USA Junior Hockey Nationals. After compiling a 63-49-6 record in two seasons at Dubuque, Ward spent two seasons as an assistant coach with the Indianapolis Ice of the International Hockey League. Troy and his wife, Sheila, have two children, Taylor and Nathan.



ED JOHNSTON
Assistant General Manager

Ed Johnston begins his third season as the Penguins assistant general manager, working closely with Craig Patrick on all team-related matters. Johnston has spent 16 seasons with the club in a variety of roles, including general manager and head coach.

"EJ" served as head coach of the Penguins from 1980-83 and again from 1993-97, posting an overall record of 232-224-60 and leading the team to two division titles. He was general manager from 1983-88 and had the distinction of drafting Mario Lemieux with the first pick of the 1984 NHL draft.

Johnston played 16 seasons as an NHL goaltender with Boston, Toronto, St. Louis and Chicago, earning two Stanley Cup rings during his stint in Boston. He was the last NHL goaltender to play every minute of a season when he played all 70 games for the 1963-64 Bruins. He had a career goals-against average of 3.25 in 592 NHL games.

Johnston also served as GM of the Hartford Whalers from 1989-92.

Ed and his wife, Diane, have three children, Michele, EJ Jr. and Joseph.



RICK KEHOE
Pro Scout

Rick Kehoe begins his 25th season in the Penguins organization, including his fourth as a pro scout.

A talented right winger in his playing days, "Chico" played 11 of his 14 NHL seasons with the Penguins and still ranks third on the team's all-time scoring list with 636 points, trailing only Mario Lemieux and Jaromir Jagr. He recorded 312 goals in 722 games with the Penguins, won the Lady Byng Trophy for sportsmanship in 1981 and appeared in two NHL All-Star Games before retiring in 1985.

Kehoe was a Penguins scout for two seasons, then began his coaching career as an assistant on Pierre Creamer's staff in 1987. The Windsor, Ont. native served as an assistant under seven Penguins head coaches: Creamer, Gene Ubriaco, Craig Patrick (twice), Bob Johnson, Scotty Bowman, Ed Johnston and Kevin Constantine.

He was named a charter member of the Penguins Hall of Fame in 1993 and also is a member of the Western Pennsylvania Sports Hall of Fame. Rick and his wife, Peg, have a daughter, Karrie.



GREG MALONE
Head Scout

Former NHL centerman Greg Malone enters his ninth season as the Penguins head scout, overseeing all junior, college, high school and European scouting efforts. He has been part of the club's scouting staff since 1988 and logs thousands of miles on the road each season in his quest for young prospects.

Malone played 11 NHL seasons with the Penguins, Hartford and Quebec. During his Penguins career from 1976-83, he recorded 143 goals and 221 assists for 364 points in 495 games. He still ranks 10th on the team's all-time list in goals and 10th in points.

Malone's best season came in 1978-79, when he led the Penguins in both goals (35) and points (65).

Greg has two sons, Ryan and Mark. A proud moment for Greg came when the Penguins selected Ryan in the fourth round of the 1999 NHL Entry Draft.



GILLES MELOCHE
Goaltending Coach and Scout

A veteran of 18 seasons as an NHL goaltender, Meloche begins his 11th season as the Penguins goaltending coach and scout.

Meloche played 788 games in his NHL career with Chicago, California, Cleveland, Minnesota and Pittsburgh. He posted 270 victories and played in the Stanley Cup finals with Minnesota in 1980-81.

The Penguins acquired Meloche in a 1985 trade, and he spent the final three seasons of his playing career with the Penguins. He joined the Penguins management team in December, 1989, shortly after Craig Patrick was named GM.

Meloche and his wife, Sophie, reside in his hometown of Rosemere, Quebec. He has a son, Eric, and a daughter, Annie. Eric Meloche was the Penguins seventh round draft choice in the 1996 Entry Draft and currently plays at Ohio State.



HERB BROOKS

Brooks enters his fifth season on the Penguins scouting staff. A former college and Olympic player, he has been a successful head coach at the NHL, college and Olympic levels.

Brooks served as head coach of the New York Rangers (1981-85), Minnesota North Stars (1987-88) and the New Jersey Devils (1992-93). Before making the jump to the pro ranks, he was head coach at the University of Minnesota for seven seasons, winning three NCAA championships.

His most publicized accomplishment, however, came when he coached the 1980 U.S. Olympic team to a gold medal. Penguins GM Craig Patrick served as

Brooks' assistant coach and assistant GM on that team.

Brooks was elected to the U.S. Hockey Hall of Fame in 1990.



WAYNE DANIELS

Daniels enters his first season on the Penguins scouting staff after more than 20 years with the Oshawa Generals of the Ontario Hockey League as a trainer, administrator, scout and general manager.

He was a scout when the Generals won the Memorial Cup in 1990 and served as general manager from 1991-99.

His son, Jeff, was drafted by the Penguins in 1986 and played for the Penguins from 1990-94 and is currently in the Carolina organization.

Wayne and his wife, Heather, also have a daughter, Julie.



CHARLIE HODGE

Former NHL goaltender and former Vezina Trophy winner Charlie Hodge begins his 10th season as a Penguins scout.

Hodge played 12 seasons in the NHL, including nine with the Montreal Canadiens and was a member of five Stanley Cup Championship teams. He won the Vezina Trophy in 1964 for posting the league's best goals against average (2.62) and shared the award with teammate Lorne "Gump" Worsley in 1966. He was named to the NHL's Second All-Star team in 1964 and 1965.

Hodge retired as a player in 1971 and spent two seasons coaching junior hockey before joining the Winnipeg Jets scouting staff in 1980. He and his wife, Sheila have three children and five grandchildren and reside in Langley, BC.




MARK KELLEY

Kelley enters his seventh season as the Penguins European scout. He has worked out of Moscow and Prague during his tenure with the Penguins.

During two seasons in Moscow, he also served as assistant general manager of the Central Red Army Team, known as the Russian Penguins.

The Waterville, Maine native played college hockey at Colby College and played professionally in Austria and with Binghamton of the AHL.

He was an assistant coach at Colby from 1982-84 and spent five seasons as a scout for the Quebec Nordiques (1988-93) before joining the Penguins.




JOHN WELDAY
Strength and Conditioning Coach

Former Penn State offensive lineman John Welday enters his 11th season as the Penguins strength and conditioning coach. Prior to joining the Penguins, he spent five seasons in the same capacity at Dartmouth College, working with all sports programs.

Welday, a native of Toronto, Ohio, was an offensive tackle at Penn State in 1978 and 1979 until his career was cut short by injury. He then served as assistant strength coach at Penn State from 1980-83 and worked as a teaching assistant in the strength and conditioning program. During his tenure at Dartmouth, he also served as an instructor for physical education classes in strength training.

A member of both of the Penguins Stanley Cup Championship teams, John and his wife, Jodi, have two children, son Jared and daughter Jordan.




STEVE LATIN
Equipment Manager

Steve Latin enters his 12th season as the Penguins equipment manager and his 20th season in the National Hockey League. Latin worked his 1,500th NHL game on April 8, 1999 at Philadelphia.

Latin, a native of Dearborn, Michigan, has an associate's degree in business from Eastern Michigan University in Ypsilanti. He broke into the NHL with Detroit in 1980 and spent six seasons with the Red Wings before spending two seasons with the Hartford Whalers. He joined the Penguins staff in 1988.

A member of both of the Penguins Stanley Cup Championship teams, Latin has also been a member of five division winners and a President's Trophy winner with the Penguins.

Latin served as equipment manager for Team USA in the 1990 world championships and at the 1991 Canada Cup tournament. He also worked the 1990 All-Star Game in Pittsburgh. He resides in Washington, PA.




PAUL FLATI
Assistant Equipment Manager

Paul Flati enters his sixth season as the Penguins assistant equipment manager.

Flati also served as assistant equipment manager for the Pittsburgh Phantoms of Roller Hockey International in 1994.

Paul and his wife, Carla, reside in Aliquippa. He has three children.



DR. CHARLES BURKE
Team Physician


Dr. Charles Burke has served as the Penguins team physician since 1988.

He is an attending orthopedic surgeon at Allegheny General and St. Margaret's Memorial Hospitals in Pittsburgh, specializing in sports medicine and orthopedic surgery, with special interests in knee and shoulder surgery. He also serves as an instructor at the St. Margaret's Sports Medicine Clinic.

A native of Boston, Burke graduated from Harvard and completed his graduate studies at the University of Cincinnati College of Medicine. He is board certified and a member of the American Academy of Orthopedic Surgeons.

He worked as team physician for Team USA at the 1991 Canada Cup tournament.

He and his wife, Kathy, are the parents of four children.



MARK MORTLAND
Trainer


Mark Mortland enters his second season as a full-time member of the Penguins training staff, having served three seasons as a part-time physical therapist.

Prior to joining the Penguins, Mortland owned and directed seven sports medicine clinics in the Pittsburgh area.

Mortland attended Lock Haven University, earning a degree in athletic training, then went to the University of Maryland for his degree in physical therapy. He is a licensed physical therapist and certified

athletic trainer.

Mark and his wife, Judy, have two sons, Marcus (8) and Nicholas (5), and a daughter, Krista (1). They reside in Peters Township.




SCOTT JOHNSON
Trainer

Scott Johnson enters his second season as a full-time member of the Penguins training staff after serving five seasons as a part-time trainer.

Johnson, a graduate of North Dakota State with a B.S. in Athletic Training and Teacher Education, worked at St. Margaret Memorial Hospital and Allegheny Valley Hospital as an athletic trainer and worked at Shaler, Freeport and Lower Burrell High Schools before joining the Penguins.

Scott and his wife, Marliiss, have two daughters, Haley (6) and Brynn (4) and reside in Zelienople.



STAFF



Kristin Abbott
Customer Service
Representative



Mark Anderson
Vice President
Ticket Sales



Pete Barakat
Ticket Sales
Representative



Paul Barto
Director of
Game Entertainment



**Kimberly
Bogesdorfer**
Manager Corporate
Sponsorships



Tracey Botsford
Executive
Assistant



Steve Bovino
Director
Media Relations



Laura Bryer
Manager
Ticketing Operations



Brian Coe
Assistant Director
Media Relations



Carol Coulson
Box Office
Manager



Michelle Follen
Premium Services
Manager



Kelly Gabany
Box
Office



Amy Gillespie
Assistant
Marketing Manager



Bonnie Golinski
Ticket Sales
Representative



Mike Guiffre
Ticket Sales
Representative



Kelly Hart
Receptionist



Kevin Hart
Vice President
& Controller



Elaine Heufelder
Executive
Assistant



Cindy Himes
Director
Public Relations



Sherry Huggins
Assistant Premium
Services Manager



Michael Lee
Director
Business Development

PITTSBURGH PENGUINS: STAFF



Tawni Love
Accounting



Marie Mays
Marketing
Manager



Mike McLaughlin
Ticket Sales
Representative



Tom McMillan
Vice President
Marketing/
Communications



Beth McQuiston
Assistant
Marketing Manager



Ted Miller
Ticket Sales
Representative



**Daneen
Napolitano**
Premium
Box Office



Mark Oresic
Accounting



**Renee
Petrichevich**
Manager
Community Relations



Barb Pilarski
Creative
Director



Chuck Pukansky
Ticket Sales
Representative



James Santilli
Senior Ticket Sales
Representative



**Mark
Shuttleworth**
Youth Hockey
Coordinator



Chad Slencak
Manager
Inside Sales



Terri Smith
Director
Premium Services



Dave Soltesz
Vice President
Corporate Sales



Joe Traynor
Ticket Sales
Representative



Troy Ussack
Accounting



Keith Wehner
Team
Administration



Jill Weisbrod
Customer Service
Representative



Craig Wheeler
Ticket Sales
Representative



Andrea Winschel
Payroll



Mike Wurman
Game Night
Entertainment



Iceburgh
Team
 Mascot

A corporate leader in community service, the Pittsburgh Penguins' organization is proud of its extensive community outreach program, which benefits a wide range of charitable, social service and educational programs throughout the western Pennsylvania area.

Endorsed and supported by Mario Lemieux and Penguins' ownership, the program is truly a "team effort" with management, coaches, players, broadcasters, alumni and fans all active participants in various projects.

SCHOLARSHIPS:

Since 1992, the Penguins have awarded over \$48,000 in scholarships to deserving Pittsburgh area students. The team has awarded 31 Continuing Education Scholarships and nine Bob Johnson Memorial Scholarships over the past eight years.

Continuing Education Scholarship: \$1,000 scholarships are awarded to Pittsburgh inner-city high school seniors on the basis of academic achievement, community service and participation in school activities.

Bob Johnson Memorial Scholarship: The \$2,500 scholarship was established in memory of the Penguins' late head coach, who led the team to its first Stanley Cup Championship in 1991. It is awarded to a western PA high school senior for academic excellence, community service and providing leadership, sportsmanship and a positive attitude as a member of their school's hockey program.

Scholarship Recipients:

- 1999: William Downey, Central Catholic
- 1998: Mary Montgomery, Shady Side Academy
- 1997: Colin Smithraaratchy, Greensburg
- 1996: Brett Huston, Bishop McCort
- 1995: John Cullen, Kiski & Doug Swingle, Franklin Regional
- 1994: Ryan Smart, Meadville
- 1993: Charlie Blasko, Greensburg Salem
- 1992: Jon Yackmack, Armstrong Central




TEAM COOL KIDS

The 1999-2000 season marks the 3rd year of TEAM Cool Kids, a student-driven program that encourages kids to stay drug-free. Team members (grades 3-8 students or ages 7-14) create their own substance abuse program, which must also promote positive self-esteem and education. Youths can participate with their fellow school students, Boys &

Girls Clubs, mentoring centers, Campfire boys and girls programs or other related programs.

Winning teams for the months of January and February will be honored at a Penguins game and will receive an autographed Jaromir Jagr jersey. The best overall project will have an opportunity to have players visit their school or center.



PEN PALS

The Pen Pals program was created to benefit individuals who are battling serious illness or have suffered catastrophic loss. Many children are selected from Children's Hospital of Pittsburgh. Throughout the regular season, the Penguins grant special 2-part visits to exceptional individuals

and their families. First, they attend a team practice session, then meet their player host for a tour of the locker room. Next, the family is out for an evening on-the-town with a limousine ride, dinner and the excitement of a Penguins' home game, which includes a personalized welcome message on the JumboTron.

"PENGUINS AT YOUR SERVICE" DINNER

In 1986, Penguins' Public Relations Director Cindy Himes, started this event for the benefit of the Cystic Fibrosis Foundation. The dinner has raised over \$1.75 million for successful research into discovering a cure for the disease. The dinner, which includes Penguins players serving as waiters and an auction, has become one of the major social events of the year in Pittsburgh.



CHILDREN'S HOSPITAL VISIT

The Penguins make an annual visit to the Children's Hospital of Pittsburgh. Groups of players visit each floor of the hospital, greeting children and signing autographs. Each child receives Penguins' memorabilia including calendars and activity books. A team tradition since the 1970s, the visit is considered a team favorite.

PENGUINS / USX BLOOD DRIVE


The 9th Annual "Score One For Life" Blood Drive was held in September for the Central Blood Bank. The drives have collected over 4,210 units of blood which have benefited over 12,630 area patients. Each year, Penguins' players and broadcasters appear at the event greeting donors and signing autographs.

FOOD & TOY COLLECTIONS

Each year, the Penguins hold a "Score Against Hunger" food drive for the benefit of the Greater Pittsburgh Community Food Bank. Since 1992, the Pens have collected 5,902 pounds of food and over \$4,408 in cash donations. The Penguins also hold an annual toy drive, which benefits the Salvation Army's Angel Tree Program. Over the past 6 years, the drives have tallied 3,339 toys and \$9,837 in donations for underprivileged children in the Pittsburgh area.

"GOALSCORERS & GOURMETS" CHARITY COOKBOOK

This unique cookbook features favorite homemade recipes and photos of Pens' players and coaches. Highlights of the book, which benefits the Greater Pittsburgh Community Food Bank and the Salvation Army's Project Bundle-Up Program, include prize-winning recipes from top-rated Pittsburgh restaurants.



MAKE-A-WISH & PROJECT BUNDLE-UP

The Penguins hold a special practice & party for Make-A-Wish children and their families each year. Children enjoy meeting the players and coaches, taking photos and collecting autographs. The entire team also participates in "Penguins Personal Shopping Day" for the Salvation Army's Project Bundle-Up, a program that provides winter clothing for local disadvantaged children.


Players are paired with children for a shopping spree to purchase warm clothing for Pittsburgh's winter months.

PENGUINS WIVES CHARITY ASSOCIATION

The Wives Charity Association strives to raise awareness and funds for a variety of charities involving child welfare, humane animal programs, senior citizens and battered women. The wives have visited Horizon Senior Care during the Christmas holidays for Operation Shoebox, organized photos with the Stanley Cup to raise funds for the Animal Friends Shelter, collected recipes for a charity cookbook benefiting the Food Bank and Project Bundle-Up and worked collection tables for the team's annual food and toy drives.

PENGUINS ALUMNI ASSOCIATION

The Alumni Association held its 2nd Annual Charity Golf Tournament in July with 36 alumni members participating in the event. Proceeds benefited the Children's Hospital of Pittsburgh Heart Camp, a summer camp for children with heart disease. Local alumni members also participate in a variety of community outreach activities throughout the year.



YOUTH HOCKEY

Mario Lemieux and the Pittsburgh Penguins have a strong commitment to youth hockey in the Pittsburgh area.

The club has created several discount programs to enable more young players to attend Penguins games with their parents. The club also offers coaching clinics for area coaches, featuring Coach Kevin Constantine and his staff; a "Practice With the Pens" program, whereby selected youth teams are special guests at a Penguins practice at Iceoplex at Southpointe; a game-night program that features youth teams competing in "mini-games" on the Civic Arena ice between periods of Penguins games; and several ticket fund-raising options. Each summer, the Penguins also host NHL Breakout, a two-day festival of street hockey and roller hockey at Station Square.



The Penguins' youth hockey coordinator is Mark Shuttleworth.

CIVIC ARENA

Built in 1961, the Civic Arena is the oldest building in the National Hockey League.

The 38-year-old facility, nicknamed "The Igloo," has been a vital part of Pittsburgh's rich sports and entertainment history, hosting the Stanley Cup finals, the NHL All-Star Game, the NCAA men's basketball tournament and popular acts ranging from Elvis Presley and Frank Sinatra to Bruce Springsteen and Garth Brooks.

Located in the heart of Pittsburgh, the Civic Arena serves a population of over 2.7 million people in the western Pennsylvania, eastern Ohio and West Virginia regions.

The Penguins are the Arena's feature attraction, playing a minimum of 43 games here each season (two preseason games and 41 regular season NHL games). The building has been home to the NHL franchise since its inception in 1967; previously, the Pittsburgh Hornets of the American Hockey League skated on Civic Arena ice.

Over the years, the Arena also has been home to the Pittsburgh Pipers and Pittsburgh Condors of the American Basketball Association, as well as the Pittsburgh Spirit (indoor soccer), the Pittsburgh Gladiators (arena football), the Pittsburgh Phantoms (roller hockey) and the Pittsburgh Bulls (indoor lacrosse). This season, indoor lacrosse returns again to Pittsburgh and the Civic Arena.

In addition, the Arena has played host to the University of Pittsburgh and Duquesne University basketball teams as well as hosting annual visits by the world-famous Harlem Globetrotters. Ice skating and gymnastics competitions and exhibitions also have called the building home.

The Arena is capable of seating 16,958 for hockey games and up to 18,000 for concerts, with 54 luxury boxes, 18 Gold Circle boxes and 152 north/south box seats. The facility offers the flexibility of five different seating configurations and the luxury of the Igloo Club and the East and West Igloo Lounges.

Originally designed for the Civic Light Opera in 1961, the building was first known as the "Civic Auditorium." It features a unique design and the largest retractable stainless steel roof in the world. The Arena was built for a cost of \$22 million and was financed by a combination of public and private funds, including outright grants from the City of Pittsburgh, Allegheny County and Edgar Kaufmann.

The roof, which has no interior supports, is divided radially into eight leaves and is supported by a huge cantilever arm that arches 260 feet. Built from 2,950 tons of Pittsburgh steel, the mammoth dome measures 170,000 total square feet. It is constructed to open or close in 2 minutes.

Since 1961, the Arena has undergone a series of expansion and modernization programs. For instance, hockey seating capacity has increased from 12,580 in 1967 to an all-time high of 17,181 from 1994-97. The most recent renovations brought the capacity to its current 16,958.

In the years 1972-75, the press box was constructed, 23 "super boxes" were built and the "E" level balconies were added. The year 1991 marked the completion of a three-year renovation program which included exterior landscaping, new A-level seating, reconstruction of the Igloo Club, the addition of more super boxes and the installation of computerized ice-making equipment. In 1993, the "F" level balconies, six new super boxes and a new club seating section were added. The summer of 1994 brought the construction of six additional super boxes and 27 in-arena luxury boxes.

Also in 1994, the press box was relocated to the west side of the arena.

Most recently, in the summer of 1997, the Arena underwent perhaps its most ambitious renovation, bringing modern, cutting-edge amenities to a traditional building. The project created 1,692 "Igloo Seats" at center ice, serviced by two new, exclusive private club lounges; widened and relocated public concourses; and constructed nearly 20,000 square feet of new concourse space, including an expanded retail store and other amenities.

The Public Auditorium Authority oversees the Civic Arena on behalf of the City and County. SMG is the landlord, and the Penguins rent from SMG.

SMG operates more than 60 facilities worldwide, including Three Rivers Stadium.

ICEPLEX

Iceplex at Southpointe is the Penguins' practice facility.

Located in Washington County, just off Route 79, Iceplex is a multi-purpose recreational facility featuring hockey, ice skating, indoor soccer, roller hockey and other events.

The Penguins' section of the complex includes complete locker room, medical and weight training facilities, in addition to offices and video equipment for coaches and staff.

Penguins practices are open free of charge to the public during training camp and the regular season.

Iceplex holds summer hockey camps, including the Pittsburgh Penguins Hockey Camp, which features instruction from Penguins coaches and players. There also are a variety of year-round hockey programs for boys, girls, men and women.

Iceplex also features Jay's sports bar and restaurant, where customers can enjoy fine food and beverages while watching the action on the ice.

Iceplex is owned by Morris Belzberg and Howard Baldwin.

DIRECTIONS TO ICEPLEX AT SOUTHPONTE: Located off Route 79 at Exit 10A, Southpointe/Hendersonville. If you are coming south on Route 79, stay in the right hand lane as you exit and bear right onto Southpointe Blvd. Follow Southpointe Blvd. For two miles and ICEPLEX is on your left. If you are coming north on Route 79, take Exit 10A and make a left onto Southpointe Blvd. Continue for two miles, and ICEPLEX is located on your left. For information on Iceplex, please call 724-745-6666. The fax number is 724-745-6755.

THE PLAYERS



THE PLAYERS

GOALTENDER

#30 jean-sebastien AUBIN

HT/WT: 5'11" 176 lbs.

Catches: Right

Age: 22

Born: Montreal, Quebec,
July 17, 1977

AUBIN

Year	Club	League	Regular Season							Playoffs				
			GP	W-L-T	MP	GA	SO	GAA	GP	W-L	MP	GA	SO	GAA
1993-94	Montreal	Midget	24	-----	1524	96	1	3.74	--	--	--	--	--	--
1994-95	Sherbrooke	QMJHL	27	13-10-1	1287	73	1	3.40	3	1-2	185	11	0	3.57
1995-96	Sherbrooke	QMJHL	40	18-14-2	--	--	--	3.57	4	1-3	--	--	--	5.55
1996-97	Moncton	QMJHL	22	9-12-0	1252	67	1	3.21	--	--	--	--	--	--
	Laval	QMJHL	11	2-6-1	532	41	0	4.62	--	--	--	--	--	--
	Sherbrooke	QMJHL	4	3-1-0	249	8	0	1.93	1	0-1	60	4	0	4.00
1997-98	Syracuse	AHL	8	2-4-1	380	26	0	4.10	--	--	--	--	--	--
	Dayton	ECHL	21	15-2-2	1177	59	1	3.01	3	1-1	142	4	0	1.69
1998-99	PITTSBURGH	NHL	17	4-3-6	756	28	2	2.22	--	--	--	--	--	--
	Kansas City	IHL	13	5-7 (1)	751	41	0	3.27	--	--	--	--	--	--
	PGH/NHL TOTALS		17	4-3-6	756	28	2	2.22	--	--	--	--	--	--

MILESTONES

Achieved:

First NHL Game: 10/21/98 at Tampa Bay

First NHL Win: 11/5/98 at Ottawa

First NHL Shutout: 11/7/98 vs Boston

TRANSACTIONS

Drafted by Pittsburgh in the third round (76th overall) of 1995 Entry Draft.



HIGHLIGHTS

1998-99: Split the season between the Penguins and Kansas City of the International Hockey League... Was 4-3-6 with the Penguins in 17 games, posting a 2.22 goals against average... Played in his first NHL game Oct. 21 at Tampa Bay... Made his first NHL start in a 4-1 loss at Edmonton Oct. 21... Picked up his first NHL win, 4-2 at Ottawa, Nov. 5... Posted the first shutout of his career Nov. 7 vs Boston in a 0-0 tie... Also posted a shutout Mar. 17, making 16 saves in a 2-0 win at Tampa Bay... Made a season-high 31 saves Apr. 1 at Ottawa in a 3-3 tie... Was 2-1-4 at home with a 1.77 GAA (372MP/11 GA) in nine games... In eight road games, was 2-2-2 with a 2.65 GAA (384MP/17 GA)... In five games vs the Atlantic Division, was 1-1-1 with a 2.69 GAA (178 MP/8 GA)... Was 5-7-(1) with Kansas City (IHL) in 13 games... Had a 3.27 GAA... Named IHL Goaltender of the Week for Feb. 1-7, going 2-0-0 with a 2.00 gaa and a .955 save percentage... Missed six games due to a strained hamstring suffered Apr. 3 vs New Jersey... **PLAYOFFS:** Dressed as the backup to Tom Barrasso for the last eight games... Did not dress for the first five games vs New Jersey.

CAREER: Started the 1997-98 season with Syracuse of the American Hockey League... Went 2-4-1 with a 4.13 GAA in eight games with the Crunch... Was assigned to Dayton of the East Coast Hockey League Nov. 24... Led Dayton with 15 wins, 1 shutout and a 3.01 GAA... Was 1-1 with a 1.69 GAA in the ECHL playoffs... Finished the 1996-97 season with Sherbrooke of the Quebec Major Junior Hockey League... Had a 1.93 GAA with Sherbrooke and appeared in one playoff game... Also played in 11 games with Laval, posting a 2-6-1 record... Started the season with Moncton... Led Moncton with nine wins, one shutout, and a 3.21 GAA... Ranked 11th in the QMJHL with a 3.57 GAA in 1995-96, appearing in 40 games with Sherbrooke... Ranked second on the team with 18 wins... Appeared in four playoff games, going 1-3... Ranked second on Sherbrooke with a 3.40 GAA in 1994-95... Tied for the team lead with one shutout and ranked second with 13 wins... Was 1-2 in three playoff games... Spends his off-season in Montreal.

VS. NHL

TEAM	GP	MP	GA	SO	AVG	W-L-T
Anaheim	-	-	-	-	-	-
Boston	1	65	0	1	0.00	0-0-1
Buffalo	2	127	5	0	2.36	0-1-1
Calgary	-	-	-	-	-	-
Carolina	-	-	-	-	-	-
Chicago	-	-	-	-	-	-
Colorado	-	-	-	-	-	-
Dallas	1	25	1	0	2.40	0-0-1
Detroit	-	-	-	-	-	-
Edmonton	1	59	4	0	4.07	0-1-0
Florida	-	-	-	-	-	-
Los Angeles	-	-	-	-	-	-
Montreal	-	-	-	-	-	-
Nashville	1	65	1	0	0.92	0-0-1
New Jersey	2	42	3	0	4.29	0-1-0
NY Islanders	1	60	2	0	1.85	1-0-0
NY Rangers	1	65	2	0	1.85	0-0-1
Ottawa	2	125	5	0	2.40	1-0-1
Philadelphia	2	12	1	0	5.00	0-0-0
Phoenix	-	-	-	-	-	-
San Jose	-	-	-	-	-	-
St. Louis	-	-	-	-	-	-
Tampa Bay	3	112	4	1	2.14	2-0-0
Toronto	-	-	-	-	-	-
Vancouver	-	-	-	-	-	-
Washington	-	-	-	-	-	-
TOTALS	17	756	28	2	2.22	4-3-6

RIGHT WING

**#36 matthew
BARNABY**

HT/WT: 6'0" 189 lbs.


Shoots: Left

Age: 26

Born: Ottawa, Ontario,

May 4, 1973

BARNABY



Year	Club	League	Regular Season										Playoffs					
			GP	G	A	PTS	PIM	+/-	PP	SH	GW	S	GP	G	A	PTS	PIM	
1990-91	Beauport	QMJHL	52	9	5	14	262	-	-	-	-	-	-	-	-	-	-	-
1991-92	Beauport	QMJHL	63	29	37	66	476	-	-	-	-	-	-	-	-	-	-	-
1992-93	Victoriaville	QMJHL	65	44	67	111	448	-	-	-	-	-	6	2	4	6	44	
	Buffalo	NHL	2	1	0	1	10	0	1	0	0	8	1	0	1	1	4	
1993-94	Buffalo	NHL	35	2	4	6	106	-7	1	0	0	13	3	0	0	0	17	
	Rochester	AHL	42	10	32	42	153	-8	6	0	0	72	-	-	-	-	-	
1994-95	Buffalo	NHL	23	1	1	2	116	-2	0	0	0	27	-	-	-	-	-	
	Rochester	AHL	56	21	29	50	274	7	6	0	1	116	-	-	-	-	-	
1995-96	Buffalo	NHL	73	15	16	31	335	-2	0	0	0	131	-	-	-	-	-	
1996-97	Buffalo	NHL	68	19	24	43	249	16	2	0	1	121	8	0	4	4	36	
1997-98	Buffalo	NHL	72	5	20	25	289	8	0	0	2	96	15	7	6	13	22	
1998-99	Buffalo	NHL	44	4	14	18	143	-2	0	0	3	52	-	-	-	-	-	
	PITTSBURGH	NHL	18	2	2	4	34	-10	1	0	0	27	13	0	0	0	35	
	NHL TOTALS		335	49	81	130	1282	1	5	0	6	475	40	7	11	18	114	
	PGH TOTALS		18	2	2	4	34	-10	1	0	0	27	13	0	0	0	35	

MILESTONES

Achieved:

300th game: 1/6/99 at Anaheim
 100th point: 3/6/98 vs NY Islanders
First NHL Game: 4/13/93 vs Montreal
First NHL Goal/Point: 4/15/93 vs Philadelphia
 (Tommy Soderstrom)

Most Goals, Game: 2 – four times – last –
 11/21/96 vs Toronto

Most Assists, Game: 3 – 3/26/98 at Vancouver

Most Points, Game: 4 – 11/21/96 vs Toronto
 (2g, 2a)

Most Penalty Minutes, Game: 34 – 12/15/97 at
 Dallas

Within Reach (Current Total):

400th game (335)

100th assist (81)

HIGHLIGHTS

1998-99: Split the season between Buffalo and Pittsburgh, totaling 22 points (6+16) and 177 penalty minutes in 62 games...Recorded 18 points (4+14) in 44 games with Buffalo before being traded to the Penguins...With the Penguins, collected four points (2+2) in 18 games...His 177 penalty minutes (143 with Buffalo, 34 with the Penguins) tied for 18th in the NHL...Played in his 300th NHL game Jan. 6 at Anaheim...Tallied a season-high three points (1+2) Nov. 29 at Tampa Bay...Totaled three multi-point games on the season...Played in his first game with the Penguins Mar. 13 and notched an assist vs Philadelphia...Scored his first goal with the Penguins Mar. 25 at New Jersey, a power play goal...With the Penguins, had three points (1+2) in eight games at home, one goal in 10 road games, and two points (1+1) in seven games vs the Atlantic Division...Missed four games from Nov. 7-14 due to NHL suspension...**PLAYOFFS:** Played in all 13 games, recording no points...Led the team with 35 penalty minutes...Was his fifth appearance in the NHL playoffs.

CAREER: Led the Sabres with 289 penalty minutes in 1997-98...Scored the first overtime goal of his career Dec. 12 vs Carolina...Tied his career-high with a four-game point streak from Jan. 8-15, recording four points (1+3)...Tallied his 100th career point with an assist Mar. 6 vs NY Islanders...Set career high for assists in a game, notching three in the third period, Mar. 26 at Vancouver...Totaled four multi-point games on the season...Missed six games due to injury...Led the Sabres with seven goals and tied for first with 13 points in the playoffs...Recorded four points (3+1), the first hat trick of his career, in Game Two of Eastern Conference Semifinals vs Montreal May 10...Became the fifth Sabre to score three-or-more goals in a playoff game...Set career highs in goals (19), assists (24) and points (43) in

1996-97...Picked up a career-high four points (2+2) Nov. 21 vs Toronto...Played in his 200th career game Mar. 30 at Chicago...Had four assists in eight playoff games, including assist on Derek Plante's

overtime goal in Game Seven vs Ottawa Apr. 29...Led the NHL with 335 penalty minutes, a career-high, in 1995-96...Had 31 points (15+16) in a career-high 73 games...Picked up points in four consecutive games from Dec. 22-27, recording five points (2+3)...Ranked second on the Sabres in penalty minutes with 116 in 1994-95, despite playing in only 23 games...Had 50 points (21+29) with Rochester of the American Hockey League...Had 106 penalty minutes in his rookie campaign, 1993-94...Picked up his first career assist Oct. 9 at Montreal...Won the Most Popular Player Award for Rochester after collecting 42 points (10+32) in 42 games with the Americans...Played in Buffalo's last two regular season games in 1992-93, making his debut Apr. 13 vs Montreal...Scored his first NHL goal in his second game Apr. 15 vs Philadelphia...Tied for eighth in scoring in the Quebec Major Junior Hockey League with 111 points for Victoriaville...Led the league with 448 penalty minutes...Ranked fourth on Beauport (QMJHL) with 66 points in 1991-92...Led the league with 476 penalty minutes...Matthew and his wife, Christine, have a son, Matthew.

TRANSACTIONS

Drafted by Buffalo in the fourth round (83rd overall) of the 1992 Entry Draft.
Traded to Pittsburgh by Buffalo for Stu Barnes, Mar. 11, 1999.




VS. NHL

TEAM	GP	G	A	PTS	PIM
Anaheim	9	2	1	3	50
Boston	21	3	8	11	45
Buffalo	3	1	0	1	10
Calgary	5	2	1	3	33
Carolina	21	5	7	12	70
Chicago	7	0	0	0	31
Colorado	13	1	1	2	34
Dallas	11	1	1	2	61
Detroit	7	1	2	3	12
Edmonton	6	2	0	2	18
Florida	20	2	4	6	72
Los Angeles	7	1	2	3	13
Montreal	24	3	3	6	80
Nashville	3	0	0	0	33
New Jersey	17	1	3	4	89
NY Islanders	15	1	5	6	67
NY Rangers	20	0	5	5	60
Ottawa	19	3	5	8	42
Philadelphia	18	5	4	9	128
Phoenix	8	0	2	2	20
Pittsburgh	21	3	4	7	88
San Jose	7	1	3	4	42
St. Louis	8	0	2	2	6
Tampa Bay	16	6	6	12	67
Toronto	11	4	5	9	55
Vancouver	6	1	4	5	35
Washington	12	0	3	3	21
TOTALS	335	49	81	130	1282

#35 tom BARRASSO

6'10" 63" 210 lbs.
 Catches: Right
 Born: Boston, MA,
 March 31, 1965

BARRASSO



Year	Club	League	Regular Season							Playoffs						
			GP	W-L-T	MP	GA	SO	GAA	GP	W-L	MP	GA	SO	GAA		
1981-82	Acton Boxboro	HS	23	-	-	32	7	1.39	-	-	-	-	-	-		
1982-83	Acton Boxboro	HS	23	-	-	17	10	0.73	-	-	-	-	-			
1983-84	Buffalo	NHL	42	26-12-3	2475	117	2	2.84	3	0-2	139	8	0	3.45		
1984-85	Buffalo	NHL	54	25-18-10	3248	144	*5	*2.66	5	2-3	300	22	0	4.40		
	Rochester	AHL	5	3-1-1	267	6	1	1.35	-	-	-	-	-	-		
1985-86	Buffalo	NHL	60	29-24-5	3561	214	2	3.61	-	-	-	-	-	-		
1986-87	Buffalo	NHL	46	17-23-2	2501	152	2	3.65	-	-	-	-	-	-		
1987-88	Buffalo	NHL	54	25-18-8	3133	173	2	3.31	4	1-3	224	16	0	4.29		
1988-89	Buffalo	NHL	10	2-7-0	545	45	0	4.95	-	-	-	-	-	-		
	PITTSBURGH	NHL	44	18-15-7	2406	162	0	4.04	11	7-4	631	40	0	3.80		
1989-90	PITTSBURGH	NHL	24	7-12-3	1294	101	0	4.68	-	-	-	-	-	-		
1990-91	PITTSBURGH	NHL	48	27-16-3	2754	165	1	3.59	20	12-7	1175	51	*1	*2.60		
1991-92	PITTSBURGH	NHL	57	25-22-9	3329	196	1	3.53	*21	16*-5	*1233	58	1	2.82		
1992-93	PITTSBURGH	NHL	63	43*-14-5	3702	186	4	3.01	12	7-5	722	35	*2	2.91		
1993-94	PITTSBURGH	NHL	44	22-15-5	2482	139	2	3.36	6	2-4	356	17	0	2.87		
1994-95	PITTSBURGH	NHL	2	0-1-1	125	8	0	3.84	2	0-1	80	8	0	6.00		
1995-96	PITTSBURGH	NHL	49	29-16-2	2799	160	2	3.43	10	4-5	558	26	1	2.80		
1996-97	PITTSBURGH	NHL	5	0-5-0	270	26	0	5.78	-	-	-	-	-	-		
1997-98	PITTSBURGH	NHL	63	31-14-13	3542	122	7	2.07	6	2-4	376	17	0	2.71		
1998-99	PITTSBURGH	NHL	43	19-16-3	2310	98	4	2.59	13	6-7	787	35	1	2.67		
	NHL TOTALS		708	345-248-79	40475	2208	34	3.27	113	59-50	6581	333	6	3.04		
	PGH TOTALS		440	221-146-51	25013	1363	21	3.28	101	56-42	5918	287	6	2.91		

*League leading figure

MILESTONES

Achieved:

300th win (10/19/97 at Florida)
 250th win (11/18/93 vs Washington)
 30th shutout (3/22/98 at Dallas)
 700th game (2/21/99 at Philadelphia)
 600th game (10/16/96 at NY Rangers)
First NHL Game: 10/5/83 vs Hartford
First NHL Win: 10/5/83 vs Hartford
First NHL Shutout: 1/18/84 at Los Angeles
Career Shutouts: 34 – last – 4/11/99 at Detroit

Within Reach (Current Total):

350th win (345)

HIGHLIGHTS

1998-99: Posted a 2.59 goals against average in 43 games, the second-best mark of his career (2.07 in 1997-98)...Recorded four shutouts: Nov. 14 vs Florida; Dec. 19 vs Washington; Feb. 5 vs Florida and Apr. 11 at Detroit...Now has 34 career shutouts, sixth among active goalies...Notched his 336th career win on Jan. 5 vs Calgary, passing Gump Worsley for 10th place on the all-time wins list...Recorded two assists in that game to pass Grant Fuhr for first place on the all-time points list for goaltenders with 48 assists...Was 9-3-2 with a 1.98 GAA at home and 10-13-1 with a 2.93 GAA on the road...Won four straight games from Jan. 2-9...Also had a three-game win streak from Feb. 5-9...Was unbeaten in four consecutive games from Nov. 27 to Dec. 4 (1-0-3)...Allowed three goals or less in 27 of the 37 games in which he played 30 minutes or more (73.0%)...Allowed three goals in eight games, two goals in eight games, one goal in seven games and four shutouts...Played in his 700th game Feb. 21 at Philadelphia...Appeared in his 400th game with the Penguins on Oct. 17 vs the Rangers...Made 16 consecutive starts from Nov. 13-Dec. 21, posting a 6-6-3 record...**PLAYOFFS:** Played in all 13 games, recording a 2.67 GAA and a 6-7 record...Posted a 2.41 GAA in the first round vs New Jersey...Made 20 saves in Game One vs Toronto, collecting his sixth career playoff shutout...Played in his 100th playoff game with the Penguins May 15 at Toronto...Is the Penguins all-time leader in playoff wins (56), games (101), shutouts (6) and minutes played (5918).

TRANSACTIONS

Drafted by Buffalo in the first round (fifth overall) of the 1983 Entry Draft.

Traded by Buffalo to Pittsburgh with Buffalo's third round draft choice in 1990 Entry Draft for Doug Bodger and Darrin Shannon on November 12, 1988.



VS. NHL

TEAM	GP	MP	GA	SO	AVG	W-L-T
Anaheim	5	307	12	1	2.35	2-1-2
Boston	53	3135	181	2	3.46	24-20-8
Buffalo	21	1253	57	1	2.73	11-7-3
Calgary	20	1066	66	0	3.71	9-10-0
Carolina	56	3221	175	3	3.26	26-20-6
Chicago	21	1229	83	0	4.05	10-9-1
Colorado	38	2191	131	0	3.59	18-14-4
Dallas	16	912	50	1	3.29	6-6-3
Detroit	28	1674	81	2	2.90	14-7-7
Edmonton	17	981	71	1	4.34	6-10-1
Florida	12	723	24	2	1.99	8-3-1
Los Angeles	22	1269	71	1	3.36	8-10-3
Montreal	46	2402	136	3	3.40	16-20-5
Nashville	-	-	-	-	-	-
New Jersey	50	2856	162	2	3.40	26-15-6
NY Islanders	39	2142	128	1	3.59	20-13-2
NY Rangers	47	2672	152	2	3.41	22-17-5
Ottawa	13	790	18	3	1.37	10-1-2
Philadelphia	39	2249	118	2	3.15	18-15-4
Phoenix	25	1502	79	2	3.16	16-8-1
Pittsburgh	11	655	35	0	3.21	4-3-3
San Jose	11	668	32	1	2.87	6-3-2
St. Louis	25	1397	71	0	3.05	13-7-3
Tampa Bay	12	649	19	0	1.76	7-1-2
Toronto	21	1221	64	2	3.14	13-7-1
Vancouver	18	956	67	0	4.21	11-5-0
Washington	42	2355	125	2	3.18	21-16-4
TOTALS	708	40475	2208	34	3.27	345-248-79

HIGHLIGHTS CAREER: Ranked third in the league in **1997-98** with a career best 2.07 goals against average, tied for second with a .922 save percentage, and tied for sixth with 31 wins... Played in 63 games, matching his career-high set in 1992-93... Recorded seven shutouts, a career-high, to rank sixth in the league... The seven shutouts set a club record for shutouts in a season, eclipsing Les Binkley's record of six set in 1967-68... Broke the Penguins record for career shutouts (Binkley-11), with his 12th on Nov. 15 at Toronto... Was his 11th season with 20-or-more wins... Collected the 300th win of his career on Oct. 19 at Florida, becoming the first American-born goaltender and 14th overall to reach 300 wins... Set a club record for consecutive road shutouts with three - Nov. 15 at Toronto, Nov. 20 at Ottawa and Dec. 1 at Montreal... Had a six-game win streak from Nov. 20 - Dec. 1... Was unbeaten in eight games from Nov. 15-Dec. 1 (7-0-1) and in seven games from Jan. 20-31 (5-0-2)... Played in all six playoff games vs Montreal, posting a 2.71 goals against average... His win in Game Four on Apr. 29 at Montreal was his 50th playoff win with the Penguins and 53rd overall... Played in his 100th career playoff game in Game Six on May 3 at Montreal... Played in only five games in **1996-97** due to a recurring shoulder injury... Played in his 600th career game on Oct. 16 at the New York Rangers... Underwent shoulder surgery on Jan. 3 and missed the remainder of the season, including the playoffs... Led the Penguins with 29 wins in **1995-96**, his 10th season with 20-or-more wins... Tied for ninth in the league in wins... Had a season-high 10-game unbeaten streak (8-0-2) from Oct. 14 to Nov. 17... Missed the first 43 games of the **1994-95** season after undergoing surgery to repair tendon and cartilage damage in his right wrist on Jan. 20... Led the Penguins with 22 wins in **1993-94**... Set the record for wins by an American-born goaltender with his 253rd victory on Feb. 15 vs Winnipeg, breaking the record held by Frank Brimsek... Won the 250th game of his career on Nov. 18 vs Washington... Named to the NHL Second All-Star team and was runner-up to Ed Belfour in the voting for the Vezina Trophy in **1992-93**, leading the NHL with 43 wins, a single-season career high... Ranked third in the league with a 3.01 goals against average and fourth with a .901 save percentage... Had a club record 14-game win streak from Mar. 9 to Apr. 9... Broke Denis Herron's club record for career wins with his 89th on Nov. 20 at New Jersey... Set team records for wins (43), home wins (24) and road wins (19) in a season... Tied the club record for games by a goaltender in one season with 63, set by Greg Millen in 1980-81... Set a club record for assists in a season by a goaltender with eight... Won the first three games in the playoffs, extending his playoff winning streak to 14, an NHL record... Tied for 10th in the league with 25 wins in **1991-92**... Won the last 11 games of the playoffs, recording a 2.14 goals against average... Tied an NHL record for wins in a playoff year with 16, backstopping the Penguins to their second straight Stanley Cup... Led all playoff goalies in games played (21), wins (16) and minutes played (1,233)... Posted 27 wins in **1990-91**... Named Player of the Month for December going 7-0-0 with a 2.29 goals against average... Led all goalies in the playoffs with a 2.60 goals against average... Recorded his first career playoff shutout on May 25 at Minnesota (8-0) as the Penguins clinched the Stanley Cup... Missed 23 games in **1989-90** due to a broken right wrist suffered on Oct. 14 vs Montreal, and 29 games due to a leave of absence granted by the team on Feb. 9 due to his daughter's illness... Went 18-15-7 for the Penguins in **1988-89**... Was acquired by the Penguins from Buffalo on Nov. 12, 1988... Was 2-7-0 in 10 games with the Sabres prior to the trade... Finished second in the Vezina Trophy voting to Edmonton's Grant Fuhr in **1987-88**, posting a 25-18-8 record and a 3.31 goals against average in 54 games with Buffalo... Named NHL Player of the Month in January, becoming the first Sabre ever so honored... Picked up 17 of the Sabres 28 wins in **1986-87**... Was tied for third in the league with two shutouts... Tied for third in the league in wins (29) and games played (60) in **1985-86**... Shared the William Jennings Trophy with Bob Sauve in **1984-85** and was runner-up to Pelle Lindbergh of Philadelphia in Vezina Trophy voting... Named to the NHL Second All-Star team... Led the NHL with a 2.66 goals against average and five shutouts... Voted to start the 1985 All-Star Game in Calgary, allowing two goals in 30 minutes... Captured the Vezina Trophy and the Calder Trophy as a rookie in **1983-84**, becoming one of only four goalies to win both awards in the same season... Named a First Team NHL All-Star and to the All-Rookie Team... Ranked second in the league with a 2.84 goals against average... Drafted by the Sabres in the first round of the 1983 Entry Draft, fifth overall, the second-highest a goalie has been drafted (Roberto Luongo - NY Islanders, fourth overall in 1997 Entry Draft)... Played for Team USA in the 1984 and 1987 Canada Cup Tournaments and the 1983 World Junior Championships... Tom and wife, Megan, have three daughters, Ashley, Kelsey and Mallory... Enjoys administering the Ashley Barrasso Cancer Research Fund.

Barrasso's Place Among Active Goaltenders								
Games Played		Wins		Shutouts				
1	Grant Fuhr	845	1	Patrick Roy	412	1	Patrick Roy	46
2	John Vanbiesbrouck	779	2	Grant Fuhr	398	2	Ed Belfour	45
3	Patrick Roy	778	3	Mike Vernon	347	3	Dominik Hasek	42
4	TOM BARRASSO	708	4	TOM BARRASSO	345	4	Martin Brodeur	36
5	Mike Vernon	673	5	John Vanbiesbrouck	333	5	John Vanbiesbrouck	35
6	Bill Ranford	631	6	Ed Belfour	276	6	TOM BARRASSO	34
7	Kirk McLean	567	7	Curtis Joseph	248	7	Grant Fuhr	25
8	Ed Belfour	550	8	Bill Ranford	236	8	Chris Osgood	23
9	Ken Wregget	546	9	Kirk McLean	230	9	Guy Hebert	22
10	Sean Burke	529		Mike Richter	230		Curtis Joseph	22
			10	Ken Wregget	211		Kirk McLean	22
							Mike Richter	22
							Mike Vernon	22

CAREER NOTES

- Ranks 10th in NHL history with 345 wins. Mike Vernon is ninth on the all-time list with 347 wins.
- Ranks 13th in NHL history in games played with 708. Andy Moog is 12th on the all-time list with 713 games played.
- Is the all-time leader among American-born goaltenders in wins (345), games played (708) and is second in shutouts (34). Frank Brimsek is first with 40 shutouts.
- Holds the club record in career wins (221), games played (440), minutes played (25,013), and shutouts (21).
- Holds the club record for wins in a season (43 in 1992-93), most home wins in a season (24 in 1992-93) and road wins in a season (19 in 1992-93).
- Has the longest win streak in club history, 14, set in 1992-93.
- One of only five active goalies to have won at least two Stanley Cups (Fuhr-4, Roy-3, Osgood-2, Vernon-2).
- Holds club playoff records in wins (56), games played (101) and shutouts (6).
- In the Stanley Cup Finals, has a 2.47 goals against average and a record of 7-2.
- Holds the NHL playoff record for the longest win streak of 14, winning the last 11 games of the 1992 playoffs and the first three in 1993.
- Tied for the NHL record for wins in a playoff year with 16 in the 1992 playoffs.
- One of only four goalies in NHL history (Frank Brimsek-1938-39, Tony Esposito-1969-70 and Ed Belfour-1990-91) to win the Vezina Trophy and the Calder Trophy in the same year (1983-84).
- Named to the NHL First All Star Team in 1983-84 and to the Second Team in 1984-85 and 1992-93.
- Named to the NHL All-Rookie Team in 1983-84.
- Shared the William Jennings Trophy with Bob Sauve in 1984-85.

RIGHT WING

#44 rob
BROWN

HT/WT: 5'10" 181 lbs.

Shoots: Left

Age: 31

Born: Kingston, Ontario,

April 10, 1968

BROWN

Year	Club	League	Regular Season													Playoffs			
			GP	G	A	PTS	PIM	+/-	PP	SH	GW	S	GP	G	A	PTS	PIM		
1984-85	Kamloops	WHL	60	29	50	79	95	-	-	-	-	-	15	8	8	16	28		
1985-86	Kamloops	WHL	69	58	115	173	171	-	-	-	-	-	16	18	28	46	14		
1986-87	Kamloops	WHL	63	76	136	212	101	-	-	-	-	-	5	6	5	11	6		
1987-88	PITTSBURGH	NHL	51	24	20	44	56	-	-	-	-	-	-	-	-	-	-		
1988-89	PITTSBURGH	NHL	68	49	66	115	118	-	-	-	-	-	11	5	3	8	22		
1989-90	PITTSBURGH	NHL	80	33	47	80	102	-	-	-	-	-	-	-	-	-	-		
1990-91	PITTSBURGH	NHL	25	6	10	16	31	-	-	-	-	-	-	-	-	-	-		
	Hartford	NHL	44	18	24	42	101	-	-	-	-	-	5	1	0	1	7		
1991-92	Hartford	NHL	42	16	15	31	39	-	-	-	-	-	-	-	-	-	-		
	Chicago	NHL	25	5	11	16	34	-	-	-	-	-	8	2	4	6	4		
1992-93	Chicago	NHL	15	1	6	7	33	-	-	-	-	-	-	-	-	-	-		
	Indianapolis	IHL	19	14	19	33	32	-	-	-	-	-	2	0	1	1	2		
1993-94	Dallas	NHL	1	0	0	0	0	-	-	-	-	-	-	-	-	-	-		
	Kalamazoo	IHL	79	42	113	155	188	-	-	-	-	-	5	1	3	4	6		
1994-95	Los Angeles	NHL	2	0	0	0	0	-	-	-	-	-	-	-	-	-	-		
	Phoenix	IHL	69	34	73	107	135	-	-	-	-	-	9	4	12	16	0		
1995-96	Chicago	IHL	79	52	91	143	100	-	-	-	-	-	9	4	11	15	6		
1996-97	Chicago	IHL	76	37	80	117	98	-	-	-	-	-	4	2	4	6	16		
1997-98	PITTSBURGH	NHL	82	15	25	40	59	-1	4	0	4	172	6	1	0	1	4		
1998-99	PITTSBURGH	NHL	58	13	11	24	16	-15	9	0	1	78	13	2	5	7	8		
	NHL TOTALS		493	180	235	415	589	-	-	-	-	-	43	11	12	23	45		
	PGH TOTALS		364	140	179	319	382	-	-	-	-	-	30	8	8	16	34		

MILESTONES

Achieved:

400th game: 1/14/98 at Boston
 400th point: 11/25/98 at Washington
 100th goal: 3/4/90 vs Minnesota
 200th assist: 10/1/97 vs Los Angeles
First NHL Game: 10/21/87 vs New Jersey
First NHL Goal/Point: 10/21/87 vs New Jersey
 (Alain Chevrier)

Most Goals, Game: 3 – seven times – last –
 3/4/90 vs Minnesota

Most Assists, Game: 5 – 1/12/89 at Minnesota

Most Points, Game: 6 – 1/12/89 at Minnesota
 (1g,5a)

Most Penalty Minutes, Game: 22 – 1/20/89 at
 Winnipeg

Within Reach (Current Total):

500th game (493)


200th goal (180)

HIGHLIGHTS

1998-99: Tied for ninth on the team with 24 points (13+11)... His 13 goals were tied for sixth... Nine of his 13 goals came on the power play, to rank third on the team... Scored a goal in six consecutive games from Mar. 28-Apr.8... Had a season-high seven-game point streak from Mar. 27-Apr. 8, recording eight points (6+2)... Also had a three-game point streak from Nov. 19-25, collecting four points (1+3)... Tied for second on the team with Brad Verenka with 115 hits... Had eight points (4+4) in 26 home games, 16 points (9+7) in 32 road games and five points (3+2) in 17 games vs the Atlantic Division... Of his 24 points, 15 (9+6) came on the power play... Collected his 400th career point with an assist Nov. 25 at Washington... Scored a goal Nov. 14 vs Florida to register his 300th point as a Penguin... Missed 24 games after suffering a broken foot Dec. 22 vs Los Angeles... Was tied for 11th with Lowell MacDonald on the Penguins all-time list with 140 goals... Greg Malone is 10th with 143... Ranks 15th on the all-time points list with 319... Randy Carlyle ranks 14th with 323... **PLAYOFFS:** ranked sixth on the team in scoring with seven points (2+5), playing in all 13 games... Both of his goals were scored on the power play to lead the team... Had two points (1+1) in Game 4 vs New Jersey Apr. 27... Tallied three assists in Game 3 vs Toronto May 11. **CAREER:** Played in a career-high 82 games in **1997-98**, collecting 40 points (15+25)... Was one of only two Penguins to appear in all 82 games (Tyer Wright)... Ranked sixth on the team in goals, assists, points and power play points (4+11=15)... Second on the team with 120 hits and ranked fourth with 172 shots on goal... Recorded 22 points at home (9+13) and 18 on the road (6+12)... Tied for fourth on the team with four game-winning goals... Had a five-game point streak from Jan. 24-31, totaling five points (2+3)... Scored one playoff goal, playing in all six games vs Montreal... Led the International Hockey League in scoring for the third time in **1996-97** with 117 points (37+80) in 76 games with the Chicago Wolves... Won the Leo P. Lamoureux Award as the league's top scorer and was named a First Team All-Star... Also led the league in assists... Ranked eighth in goals... Led the Wolves in playoff scoring with six points (2+4) in four games... Recorded 143 points (52+91) in 79 games with Chicago (IHL) in **1995-96** to win the Lamoureux Trophy as the league's top scorer... Also led the league in assists and ranked fourth in goals... Was named an IHL First Team All-Star... Again paced the Wolves in playoff scoring, tallying 15 points (4+11) in nine games... Played in 69 games with Los Angeles in **1994-95** after signing as a free agent with the Kings... Played in 69 games with Phoenix (IHL)... Led Phoenix and ranked third in the league with 107 points (34-73)... His 73 assists ranked second in the league... Was named an IHL Second Team All-Star... Led Phoenix with 16 points (4+12) in nine playoff games... Played one game for Dallas in **1993-94**... Won the Lamoureux Trophy for the first time as the IHL's top scorer with 155 points (42+113) in 79 games with Kalamazoo... His 113 assists were a league record... Named to the IHL First All-Star Team... Tied for the team lead with 188 penalty minutes... Had more assists than Kalamazoo's second leading scorer had points (95)... Began the **1992-93** season with the Chicago Blackhawks, appearing in 15 games... Was assigned to Indianapolis (IHL) Feb. 17... Played in 19 games at Indianapolis, collecting 33 points (14+19) and 32 penalty minutes... Played in a total of 67 games in **1991-92** with Hartford and Chicago, totaling 47 points (21+26) and 71 penalty minutes... Began the season with Hartford, picking up 31 points (16+15) in 42 games... Tallied 16 points (5+11) and 32 penalty minutes in 25 games with the Blackhawks... Had 14 multiple point games on the season... Appeared in eight of Chicago's 18 playoff games, recording six points (2+4)... Collected all of his points in the Campbell Conference Finals vs Edmonton... Played in three of the four games in the Stanley Cup Finals vs Pittsburgh... Split the **1990-91** season between the Penguins and Hartford totaling 69 games... Picked up 16 points (6+10) and 31 penalty minutes in 25 games with the Penguins... Collected 42 points (24+20) in 51 games in his rookie season, 1987-88... Was assigned to the Canadian National Junior Team and picked up eight points (6+2) in seven games at the World Junior Championships... Named the **1996-97** Canadian Major Junior Player of the Year, WHL Player of the Year and Western Division Player of the Year after recording 212 points (76+136) in 63 games with Kamloops... Led the league in points and assists... Set career records for assists (343) and points (522) in his four seasons with Kamloops... Rob and his wife, Holly spend their off-season in Edmonton.

TRANSACTIONS

Drafted by Pittsburgh in the fourth round (67th overall) of the 1986 Entry Draft. Traded to Hartford by Pittsburgh for Scott Young, Dec. 21, 1990. Traded to Chicago by Hartford for Steve Konroyd, Jan. 24, 1992. Signed as a free agent by Dallas, Aug. 12, 1993. Signed as a free agent by Los Angeles, Jun. 14, 1994. **Signed as a free agent by Pittsburgh, Oct. 1, 1997.**



VS. NHL

Team	GP	G	A	PTS	PIM
Anaheim	3	0	1	1	0
Boston	25	10	5	15	38
Buffalo	25	12	9	21	12
Calgary	19	5	14	19	16
Carolina	17	6	7	13	17
Chicago	16	7	8	15	16
Colorado	23	7	11	18	31
Dallas	17	9	11	20	8
Detroit	17	4	11	15	6
Edmonton	18	8	10	18	10
Florida	6	2	2	4	2
Los Angeles	17	5	4	9	14
Montreal	26	9	15	24	21
Nashville	1	0	0	0	0
New Jersey	33	10	17	27	57
NY Islanders	33	13	18	31	27
NY Rangers	32	9	12	21	93
Ottawa	9	3	0	3	6
Philadelphia	34	12	12	24	24
Phoenix	16	6	9	15	35
Pittsburgh	3	1	1	2	10
San Jose	5	2	3	5	2
St. Louis	18	7	6	13	24
Tampa Bay	10	2	3	5	4
Toronto	22	12	11	23	46
Vancouver	16	6	12	18	33
Washington	32	13	23	36	37
TOTALS	493	180	235	415	589


BROWN

DEFENSE

#22 sven BUTENSCHON

HT/WT: 6'4" 215 lbs.
Shoots: Left
Age: 23
Born: Itzehoe, Germany,
March 22, 1976

BUTENSCHON



Year	Club	League	Regular Season										Playoffs				
			GP	G	A	PTS	PIM	+/-	PP	SH	GW	S	GP	G	A	PTS	PIM
1991-92	Eastman Selects	Midget	36	2	10	12	110	--	--	--	--	--	--	--	--	--	--
1992-93	Eastman Selects	Midget	35	14	22	36	101	--	--	--	--	--	--	--	--	--	
1993-94	Brandon	WHL	70	3	19	22	51	--	--	--	--	4	0	0	0	6	
1994-95	Brandon	WHL	21	1	5	6	47	--	--	--	--	18	1	2	3	11	
1995-96	Brandon	WHL	70	4	37	41	99	--	--	--	--	19	1	12	13	18	
1996-97	Cleveland	IHL	75	3	12	15	68	--	--	--	--	10	0	1	1	4	
1997-98	PITTSBURGH	NHL	8	0	0	0	6	-1	0	0	0	4	--	--	--	--	
	Syracuse	AHL	65	14	23	37	66	--	--	--	--	5	1	2	3	0	
1998-99	Houston	IHL	57	1	4	5	81	15	0	0	0	--	--	--	--	--	
	PITTSBURGH	NHL	17	0	0	0	6	-7	0	0	0	8	--	--	--	--	
	NHL/PGH TOTALS		25	0	0	0	12	-8	0	0	0	12	--	--	--	--	

MILESTONES

First NHL Game: 10/19/97 at Florida
Most Penalty Minutes, Game: 2 – six times –
 last – 4/8/99 at Philadelphia

Milestones Within Reach (Current Total):
 100th game (25)

TRANSACTIONS

Drafted by Pittsburgh in
 the third round (57th over-
 all) of the 1994 Entry Draft.



VS. NHL

Team	GP	G	A	PTS	PIM
Anaheim	-	-	-	-	-
Boston	1	0	0	0	0
Buffalo	3	0	0	0	2
Calgary	-	-	-	-	-
Carolina	-	-	-	-	-
Chicago	2	0	0	0	0
Colorado	-	-	-	-	-
Dallas	2	0	0	0	2
Detroit	1	0	0	0	0
Edmonton	1	0	0	0	2
Florida	1	0	0	0	2
Los Angeles	-	-	-	-	-
Montreal	-	-	-	-	-
Nashville	1	0	0	0	0
New Jersey	2	0	0	0	0
NY Islanders	-	-	-	-	-
NY Rangers	2	0	0	0	0
Ottawa	2	0	0	0	2
Philadelphia	2	0	0	0	2
Phoenix	-	-	-	-	-
San Jose	1	0	0	0	0
St. Louis	-	-	-	-	-
Tampa Bay	1	0	0	0	0
Toronto	-	-	-	-	-
Vancouver	2	0	0	0	0
Washington	1	0	0	0	0
TOTALS	25	0	0	0	12

HIGHLIGHTS

1998-99: Began the season with Houston of the International Hockey League after being assigned to the Aeros Oct. 8...Recalled by the Penguins on Mar. 11...Appeared in a career-high 17 games with the Penguins, going scoreless with six penalty minutes and a minus-7 rating...Was a season-high plus-2 Mar. 23 vs Chicago...Played in 16 consecutive games from Mar. 13 to Apr. 15...With Houston, played in 57 games, recording five points (1+4) and 81 penalty minutes...Ranked eighth on the team with a plus-15 rating which was fourth among defensemen...Ranked seventh on the team in penalty minutes...Was eighth among Aeros defensemen in points...**PLAYOFFS:** Was on the Penguins playoff roster, but did not appear in a game.

CAREER: Played in eight games with the Penguins in **1997-98** going scoreless with six penalty minutes...Played in his first NHL game Oct. 19 at Florida...Began the season with Syracuse of the American Hockey League before being recalled Oct. 19...Was returned to Syracuse Nov. 13...Ranked second among Crunch defensemen with 37 points (14+23) in 65 games...Had 66 penalty minutes...Tied for fifth among Syracuse playoff scorers with three points (1+2) in five games...Played with Cleveland (IHL) in his first professional season in **1996-97**...Ranked fifth among Lumberjacks defensemen with 15 points in 75 games...Had one assist in 10 playoff games...Ranked 10th on Brandon of the Western Hockey League in scoring with 41 points in 70 games in **1995-96**...Ranked sixth on the club with 99 penalty minutes...Set junior career-highs in goals, assists, points and penalty minutes...Recorded 13 points in 19 playoff games as Brandon won the WHL Championship...Played in 21 games with Brandon in **1994-95** missing most of the season due to injury...Appeared in all 18 playoff games for the Wheat Kings...Played in 70 games in his first junior season in **1993-94**...Ranked second on the team among defensemen in scoring with 22 points, behind Wade Redden (Ottawa Senators)...Sven and his wife, Allison, have a son, Magnus, born May 10, 1999.


#17 Tom CHORSKE

HT/WT: 6'0" 212 lbs.

Shoots: Right

Age: 33

Born: Minneapolis, MN,
September 18, 1966



CHORSKE

Year	Club	League	Regular Season											Playoffs				
			GP	G	A	PTS	PIM	+/-	PP	SH	GW	S	GP	G	A	PTS	PIM	
1985-86	U. of Minnesota	WCHA	39	6	4	10	16	-	-	-	-	-	-	-	-	-	-	-
1986-87	U. of Minnesota	WCHA	47	20	22	42	20	-	-	-	-	-	-	-	-	-	-	-
1987-88	US. Natl. Team		36	9	16	25	24	-	-	-	-	-	-	-	-	-	-	-
1988-89	U. of Minnesota	WCHA	37	25	24	49	28	-	-	-	-	-	-	-	-	-	-	-
1989-90	Montreal	NHL	14	3	1	4	2	-	-	-	-	-	-	-	-	-	-	-
	Sherbrooke	AHL	59	22	24	46	54	-	-	-	-	-	-	-	-	-	-	-
1990-91	Montreal	NHL	57	9	11	20	32	-	-	-	-	-	-	-	-	-	-	-
1991-92	New Jersey	NHL	76	19	17	36	32	-	-	-	-	-	7	0	3	3	4	
1992-93	New Jersey	NHL	50	7	12	19	25	-	-	-	-	-	1	0	0	0	0	
	Utica	AHL	6	1	4	5	2	-	-	-	-	-	-	-	-	-	-	-
1993-94	New Jersey	NHL	76	21	20	41	32	-	-	-	-	-	20	4	3	7	0	
1994-95	New Jersey	NHL	42	10	8	18	16	-	-	-	-	-	17	1	5	6	4	
1995-96	Ottawa	NHL	72	15	14	29	21	-	-	-	-	-	-	-	-	-	-	-
1996-97	Ottawa	NHL	68	18	8	26	16	-	-	-	-	-	5	0	1	1	2	
1997-98	NY Islanders	NHL	82	12	23	35	39	-	-	-	-	-	-	-	-	-	-	-
1998-99	NY Islanders	NHL	2	0	1	1	2	1	0	0	0	9	-	-	-	-	-	-
	Washington	NHL	17	0	2	2	4	-4	0	0	0	22	-	-	-	-	-	-
	Calgary	NHL	7	0	0	0	2	-5	0	0	0	13	-	-	-	-	-	-
	NHL TOTALS		563	114	117	231	223						50	5	12	17	10	

MILESTONES

Achieved:

- 500th game (1/10/98 vs Carolina)
- 200th point (11/19/97 at Detroit)
- First NHL Game:** 10/5/89 at Hartford
- First NHL Point:** 10/7/89 an assist vs Buffalo
- First NHL Goal:** 10/11/89 vs Boston (Rejean Lemelin)
- Most Goals, Game:** 2 – 15 times – last – 3/18/98 at Ottawa
- Most Assists, Game:** 2 – 12 times – last – 2/4/98 vs Montreal
- Most Points, Game:** 3 – four times – last – 3/26/94 vs Philadelphia (2g,1a)
- Most Penalty Minutes, Game:** 15 – 12/15/92 at Winnipeg

Milestones Within Reach (Current Total):
600th game (563)

HIGHLIGHTS

1998-99: Began the season with the Islanders... Recorded an assist against the Penguins in his first game Oct. 10... Played in one more game with the Islanders before being traded to Washington... Played in 12 straight games with the Capitals before missing three games due to a groin injury that required surgery... Returned to the Washington lineup Nov. 28 at St. Louis, then missed the next 45 games... Came back on Mar. 15 and picked up an assist at the Rangers... Was traded to Calgary at the NHL trading deadline, Mar. 22... Played seven games for the Flames and was scoreless.

CAREER: Led the Islanders and tied for seventh in the league with four short-handed goals in **1997-98**... One of only three Islanders (Zigmund Palffy, Robert Reichel) to play in all 82 games... His 23 assists were a career-high... Notched short-handed goals in back-to-back games Mar. 6 at Buffalo and Mar. 7 vs Colorado... The goal vs Colorado came on his first career penalty shot (vs Patrick Roy)... Ranked 10th on Ottawa in scoring in **1996-97**... Recorded four multi-point games... Missed six games after undergoing laser surgery to repair damage to his left retina Dec. 18... Finished the **1995-96** season ranked sixth on Ottawa in scoring... Tied for first on the Senators with Daniel Alfredsson with two short-handed goals... Scored 12 of his 15 goals in the second half of the season... Played in 42 of 48 games with New Jersey in **1994-95**... Matched his career-high by picking up goals in three consecutive games from Feb. 27 to Mar. 4 (three goals)... Two of his 10 goals were game-winners... Added six points in the playoffs, playing in 17 of 20 games for the Stanley Cup champion Devils... Had his best season in **1993-94** setting career-highs with 21 goals and 41 points... His +14 rating was also a career-best... Four of his 21 goals were game-winners... Had a personal best five-game scoring streak from Dec. 26 to Jan. 7, recording five points (4+1)... Added seven points in 20 playoff games... Collected points in five of the first eight games of the **1992-93** season (2+4-6)... Spent six games in Utica of the American Hockey League on a conditioning assignment... Returned to the Devils in January... Scored 19 goals in **1991-92**, the second-highest total of his career... Led the Devils with three short-handed goals... Tied for the team lead with Doug Brown with five short-handed points... Spent the entire **1990-91** season with Montreal... Three of his nine goals came on the power play and one was a game-winning goal... Played in 14 of the Canadiens' first 18 games in **1989-90**... Earned a spot on the opening night roster after attending his first pro training camp... Was sent to Sherbrooke (AHL) where he played 59 games... Recorded 49 points in 37 games with Minnesota (WCHA) in **1988-89**... Named to the WCHA First All-Star Team in each of his three seasons (1989, 1987, 1986)... Finished his career at Minnesota with 101 points (51+50) in 123 games over three seasons... Spent the **1987-88** season with the U.S. National Team... Tom and his wife, Kristie, were married in the summer of 1998.

TRANSACTIONS

Drafted by Montreal in the first round (16th overall) of 1985 Entry Draft... Traded by Montreal with Stephane Richer to New Jersey for Kirk Muller and Roland Melanson, Sept. 28, 1991... Claimed on waivers by Ottawa from New Jersey, Oct. 5, 1995... Claimed by NY Islanders from Ottawa in NHL Waiver Draft, Sept. 27, 1997... Traded by NY Islanders with an eighth round pick in 1999 to Washington for a sixth round pick in 1999, Oct. 16, 1998... Traded by Washington to Calgary for a seventh round pick in 2000 and Washington's ninth round pick in 2000, Mar. 22. **Signed as a free agent by Pittsburgh, September 2, 1999.**



VS. NHL

Team	GP	G	A	PTS	PIM
Anaheim	8	2	2	4	4
Boston	37	13	11	24	10
Buffalo	28	5	5	10	4
Calgary	16	2	2	4	4
Carolina	37	5	9	14	8
Chicago	16	1	3	4	4
Colorado	27	4	5	9	12
Dallas	15	4	1	5	4
Detroit	14	7	1	8	2
Edmonton	13	3	2	5	4
Florida	21	5	4	9	6
Los Angeles	13	0	2	2	4
Montreal	25	1	6	7	10
Nashville	-	-	-	-	-
New Jersey	17	3	3	6	9
NY Islanders	31	8	8	16	12
NY Rangers	36	7	6	13	10
Ottawa	15	8	2	10	0
Philadelphia	32	12	13	25	12
Phoenix	15	1	1	2	17
Pittsburgh	35	2	7	9	16
San Jose	11	4	0	4	2
St. Louis	14	4	9	13	4
Tampa Bay	20	4	6	10	9
Toronto	16	0	0	0	21
Vancouver	16	2	2	4	13
Washington	35	7	7	14	22
TOTALS	563	114	117	231	223

DEFENSE

#4 Kevin HATCHER

HTAWT: 6'3" 221 lbs.


Shoots: Right

Age: 33

Born: Detroit, Michigan,

September 9, 1966

HATCHER



Year	Club	League	Regular Season											Playoffs				
			GP	G	A	PTS	PIM	+/-	PP	SH	GW	S	GP	G	A	PTS	PIM	
1983-84	North Bay	OHL	67	10	39	49	61	-	-	-	-	-	4	2	2	4	11	
1984-85	Washington	NHL	2	1	0	1	0	1	0	1	0	3	1	0	0	0	0	
	North Bay	OHL	58	26	37	63	75	-	-	-	-	8	3	8	11	9		
1985-86	Washington	NHL	79	9	10	19	119	6	1	0	1	132	9	1	1	2	19	
1986-87	Washington	NHL	78	8	16	24	144	-29	1	0	2	100	7	1	0	1	20	
1987-88	Washington	NHL	71	14	27	41	137	1	5	0	3	181	14	5	7	12	55	
1988-89	Washington	NHL	62	13	27	40	101	19	3	0	2	148	6	1	4	5	20	
1989-90	Washington	NHL	80	13	41	54	102	4	4	0	2	240	11	0	8	8	32	
1990-91	Washington	NHL	79	24	50	74	69	-10	9	2	3	267	11	3	3	6	8	
1991-92	Washington	NHL	79	17	37	54	105	18	8	1	2	246	7	2	4	6	19	
1992-93	Washington	NHL	83	34	45	79	114	-7	13	1	6	329	6	0	1	1	14	
1993-94	Washington	NHL	72	16	24	40	108	-13	6	0	3	217	11	3	4	7	37	
1994-95	Dallas	NHL	47	10	19	29	66	-4	3	0	2	138	5	2	1	3	2	
1995-96	Dallas	NHL	74	15	26	41	58	-24	7	0	3	237	-	-	-	-	-	
1996-97	PITTSBURGH	NHL	80	15	39	54	103	11	9	0	1	199	5	1	1	2	4	
1997-98	USA Olympic		3	0	2	2	0	-	-	-	0	-	-	-	-	-		
	PITTSBURGH	NHL	74	19	29	48	66	-3	13	1	3	169	6	1	0	1	12	
1998-99	PITTSBURGH	NHL	66	11	27	38	24	11	4	2	3	131	13	2	3	5	4	
	NHL TOTALS		1026	219	417	636	1316	-19	86	8	36	2737	112	22	37	59	246	
	PGH TOTALS		220	45	95	140	193	19	26	3	7	499	24	4	4	8	20	

MILESTONES

Achieved:

1,000th game (1/18/99 at Anaheim)
 900th game (10/28/97 at Calgary)
 800th game (4/3/96 at Winnipeg)
 600th point (10/17/98 vs NY Rangers)
 500th point (10/19/96 vs Washington)
 200th goal (1/29/98 at Boston)
 100th goal (10/7/92 vs Toronto)
 400th assist (11/21/98 vs Tampa Bay)
 300th assist (11/4/95 at Detroit)
First NHL Game: 4/6/85 at Pittsburgh
First NHL Goal/Point: 4/7/85 vs Pittsburgh (Brian Ford)

Most Goals, Game: 3 – 1/24/96 at Edmonton;
 1/13/93 at NY Rangers

Most Assists, Game: 3 – 11 times – last –
 10/19/97 at Florida

Most Points, Game: 4 – six times – last – 1/24/96
 at Edmonton (3g, 1a)

Most Penalty Minutes, Game: 22 – 1/30/87 vs NY
 Islanders

Within Reach (Current Total):


1,100th game (1,026)
 700th point (636)

HIGHLIGHTS

1998-99: Led Penguins defenseman with 38 points which ranked eighth on the team...Ranked 17th among NHL defensemen...Scored 11 goals to lead Penguins defensemen...Was his 12th consecutive season with 10-or-more goals...Only Ray Bourque of Boston has a longer current streak among defensemen with 20 straight seasons of 10-or-more goals...Played in his 1,000th career game Jan. 18 at Anaheim...Notched his 600th point with a goal Oct. 17 vs the Rangers...Recorded his 400th assist Nov. 21 vs Tampa Bay...Moved into 10th place on the all-time goals list among defensemen, scoring his 214th Jan. 5 vs Calgary, passing Brad Park...Tied for eighth on the team in goals, ranked sixth in assists (27), seventh in plus/minus (+11), second in blocked shots (102) and seventh in hits (87)...Three of his goals were game-winners including one in overtime Dec. 15 vs Tampa Bay...Recorded six multi-point games...Had five three-game point streaks...Played in his 200th game with the Penguins Feb. 2 vs Buffalo...Collected 19 points (7-12) at home in 31 games, 19 (4-15) on the road in 35 games, 15 (4-11) on the power play and five (2-3) in 15 games vs the Atlantic Division...Missed 16 games from Mar. 5-Apr. 3 due to a broken foot suffered in practice Mar. 4...**PLAYOFFS:** Led all Penguins defensemen and tied for seventh overall with five points (2-3), playing in all 13 games...Appeared in his 100th career playoff game in Game One vs New Jersey Apr. 22...Scored a goal in Game Six vs New Jersey Apr. 30 and in Game Three vs Toronto May 11...Has appeared in the playoffs in 15 of his 16 seasons, missing only the 1995-96 playoffs with Dallas...**CAREER:** Tied for 11th among NHL defensemen with 48 points (19-29) in **1997-98**...Led all Penguins defensemen in goals (19), assists (29), points (48), power play goals (13) and shots on goal (169)...Ranked fourth on the team in goals, assists, points, power play points (25), ranked fifth in shots and second in power play goals (13)...His 19 goals were tied for second among NHL defensemen with Al MacInnis, trailing only Rob Blake (23)...Led NHL defensemen with 13 power play goals which tied for seventh in the league...Became just the 11th defenseman in NHL history to score 200 goals, notching his 200th Jan. 29 at Boston...Recorded 10 multiple point games, including four two-goal games...Matched his career-high for assists in a game, notching three Oct. 19 at Florida...Dressed for all four of the U.S. Olympic team's games in Nagano, Japan, recording two assists...Missed seven games due to injury (lower leg-6, flu)...Played in all six playoff games vs Montreal, scoring a power play goal in Game Four, a 5-3 Penguins win, Apr. 29 at Montreal...Led all Penguins defensemen in scoring in **1996-97** with 54 points (15-39) in 80 games...Ranked sixth on the team in points and fourth in assists...Ranked fifth among NHL defensemen in points, tied for fourth in goals and tied for sixth in assists...Was his 10th consecutive season with at least 10 goals...Scored nine power play goals to rank fifth on the team...Had an eight-game assists and point streak, tying his career-high, from Nov. 30-Dec. 13, recording 13 points (1-12)...Represented the Penguins at the NHL All-Star Game in San Jose on January 18, his fifth all-star appearance...Tallied three assists for Team USA in the 1996 World Cup of Hockey...Had two points (1-1) in the playoffs, playing in all five games vs Philadelphia...Led Dallas defensemen in goals (15), assists (26), points (41) in **1995-96**...Tied for eighth among NHL defensemen in goals and was tied for second in game-winning goals with three...Ranked second on the Stars with 22 power play points (7-15)...Tied his career-high for goals and points in a game, collecting three goals and four points Jan. 24 at Edmonton...Played in the 1996 NHL All-Star Game at Boston...Led Dallas defensemen in scoring and ranked second on the team with 29 points (10-19) in 47 games in **1994-95**...Tallied 40 points (16-24) in 72 games with Washington in **1993-94** and tied for the team lead among defensemen in goals...Led the Capitals with 217 shots on goal...Scored a career-high 34 goals in **1992-93**, becoming only the seventh defenseman in NHL history to score 30-or-more goals...Only Bobby Orr, Paul Coffey and Doug Wilson have scored more in a single season among defensemen...Had a career-high 79 points, seventh among NHL defensemen...Led all NHL defensemen with 13 power play goals...Ranked sixth in the league with 323 shots on goal...Scored the first hat trick by a defenseman in Capitals history Jan. 13 at the New York Rangers...Tied his career-high with an eight-game point streak from Feb. 11-28, collecting 14 points (4-10)...In **1991-92**, tied for the team lead among defensemen with 17 goals and led Washington defensemen with a plus-18 rating...Scored his 99th career goal on March 22 vs Edmonton, setting a club record for goals by a defenseman...Led Washington with 74 points in **1990-91**...Also led the team with 267 shots on goal...Recorded four assists in five games for Team USA in the 1991 Canada Cup...Totalled 54 points in **1989-90** to lead Washington defensemen in scoring and ranked sixth on the team...Had a career-high eight-game point streak from Jan. 16-Feb. 2, recording 13 points (6-7)...Played in the 1990 NHL All-Star Game in Pittsburgh, his first all-star appearance...Tied for second on the team with eight assists in the 1990 playoffs...Suffered a sprained knee in Game Five of the Patrick Division Semifinals Apr. 27 at the Rangers and missed the Wales Conference Finals vs Boston...Recorded 40 points in **1988-89**, and led the Capitals with a plus-19 rating...Scored 14 goals in **1987-88** to lead Washington defensemen and ranked third on the team with 41 points...Ranked third on the team with 12 points (5-7) in 14 playoff games, tied for third among NHL defensemen...Was scoreless in five games for Team USA in the 1987 Canada Cup...Played in two regular season games with the Capitals in **1984-85**, after being recalled on April 6...Scored his first NHL goal, short-handed, in his second NHL game vs the Penguins...Was the Ontario Hockey League's top scoring defenseman, recording 63 points (26-37) in 58 games with North Bay...Selected to the OHL's Second All-Star team...Kevin and his wife, Mary-Anne, have a son, Cole (6), and a daughter, Hannah (1).

TRANSACTIONS

Drafted by Washington in the first round (17th overall) of the 1984 Entry Draft. Traded to Dallas by Washington for Mark Tinordi and Rick Mrozik, Jan. 18, 1995. **Traded to Pittsburgh by Dallas for Sergei Zubov, June 22, 1996.**




VS. NHL

Team	GP	G	A	PTS	PIM
Anaheim	14	2	12	14	8
Boston	38	11	19	30	54
Buffalo	42	9	10	19	57
Calgary	36	8	13	21	24
Carolina	43	14	14	28	52
Chicago	37	9	14	23	68
Colorado	36	5	13	18	68
Dallas	29	5	7	12	21
Detroit	40	3	8	11	46
Edmonton	36	9	11	20	21
Florida	19	1	16	17	22
Los Angeles	36	18	19	37	18
Montreal	44	10	16	26	32
Nashville	1	0	1	1	2
New Jersey	69	11	28	39	100
NY Islanders	75	19	30	49	150
NY Rangers	72	17	29	46	67
Ottawa	22	5	12	17	28
Philadelphia	74	16	25	41	122
Phoenix	37	6	17	23	35
Pittsburgh	61	9	26	35	136
San Jose	19	3	12	15	26
St. Louis	39	12	14	26	47
Tampa Bay	19	4	12	16	12
Toronto	40	7	21	28	38
Vancouver	35	5	10	15	52
Washington	13	1	8	9	10
TOTALS	1026	219	417	636	1316

HATCHER

COVER #38 Jan
HRDINA

HT/WT: 6'0" 200 lbs.
 Shoots: Right
 Age: 23
 Born: Hradec Kralove, Czech
 Republic, February 5, 1976



HRDINA

Year	Club	League	Regular Season											Playoffs			
			GP	G	A	PTS	PIM	+/-	PP	SH	GW	S	GP	G	A	PTS	PIM
1993-94	Hradec Kralove	Czech	21	1	5	6	0	-	-	-	-	-	-	-	-	-	-
1994-95	Seattle	WHL	69	41	59	100	79	-	-	-	-	-	4	0	1	1	8
1995-96	Seattle	WHL	30	19	28	47	37	-	-	-	-	-	-	-	-	-	-
	Spokane	WHL	18	10	16	26	25	-	-	-	-	-	18	5	14	19	49
1996-97	Cleveland	IHL	68	23	31	54	82	-	-	-	-	-	13	1	2	3	8
1997-98	Syracuse	AHL	72	20	24	44	82	-	-	-	-	-	5	1	3	4	10
1998-99	PITTSBURGH	NHL	82	13	29	42	40	-2	3	0	2	94	13	4	1	5	12
	NHL/PGH TOTALS		82	13	29	42	40	-2	3	0	2	94	13	4	1	5	12

MILESTONES

First NHL Game: 10/10/98 at NY Islanders

First NHL Point: 10/17/98 – an assist vs NY Rangers

First NHL Goal: 11/5/98 at Ottawa (Damian Rhodes)

Most Goals, Game: 1 – 13 times – last – 4/11/99 at Detroit

Most Assists, Game: 2 – three times – last 3/28/99 at Buffalo

Most Points, Game: 3 – 2/2/99 vs Buffalo (1g,2a)

Most Penalty Minutes, Game: 4 – 2/9/99 vs Montreal; 12/12/98 at St. Louis

Within Reach (Current Total):

100th game (82)

100th point (42)

TRANSACTIONS

Drafted by Pittsburgh in the fifth round (128th overall) of the 1995 Entry Draft.



HIGHLIGHTS

1998-99: Finished fourth among rookies with 42 points, tied for sixth in goals with 13 and third with 29 assists...His 42 points tied for sixth on the Penguins...Ranked fifth on the team in assists...Was the only Penguin to appear in all 82 games...Named NHL Rookie of the Month for January, recording nine points (4+5) and a plus-5 rating in 13 games...Had a five-game point streak from Dec. 26 – Jan. 7, collecting five points (1+4)...The streak was tied for the second longest of the season among rookies (Brendan Morrison – NJ, six games)...Tallied 25 points (6+19) at home, 17 on the road (7+10) and seven (1+6) vs Atlantic Division opponents...Also picked up 10 points (3+7) on the power play...Scored his first NHL goal Nov. 5 vs Ottawa's Damian Rhodes...His first point was an assist Oct. 17 vs the Rangers...Totaled six multi-point games...Led the Penguins in face-off percentage, winning 57% of his draws, which ranked ninth in the league and first among rookies...Was fourth on the team with 104 hits...**PLAYOFFS:** Played in all 13 games, recording five points (4+1)...Scored his first playoff goal in his first playoff game, Apr. 22 at New Jersey...Four of his five points came in the Eastern Conference Quarter Finals vs New Jersey...Won 56% of his face-offs, third on the team...Of the Penguins 919 face-offs, took 420 of them (45.7%). Ranked fifth among rookie playoff scorers.

CAREER: Ranked sixth on Syracuse (AHL) in scoring in **1997-98** with 44 points...Tied for fifth on the team with 20 goals...Scored four game-winning goals, tied for second on the Crunch...Notched four points in five playoff games, tied for second on the team...Played in his first professional season in **1996-97** appearing in 68 games with Cleveland (IHL)...Ranked third on the Lumberjacks in points (54), fifth in goals (23) and tied for fourth in assists (31)...Split the **1995-96** season between Seattle and Spokane in the Western Hockey League, totaling 73 points (29+44)...Ranked fourth on Spokane in playoff scoring with 19 points...Led the team with 49 penalty minutes in 18 playoff games...Tied for 12th in the Western Hockey League in scoring in **1994-95** with 100 points (41+59) in 69 games for Seattle...Ranked third on the team in scoring...Jan spends his off-season in the Czech Republic.

VS. NHL


Team	GP	G	A	PTS	PIM
Anaheim	2	0	0	0	0
Boston	4	0	0	0	2
Buffalo	4	1	4	5	0
Calgary	2	0	1	1	2
Carolina	4	3	0	3	4
Chicago	1	1	0	1	0
Colorado	2	0	1	1	2
Dallas	2	0	1	1	2
Detroit	2	1	1	2	2
Edmonton	2	0	0	0	2
Florida	5	0	4	4	0
Los Angeles	2	1	0	1	0
Montreal	4	0	2	2	4
Nashville	2	1	0	1	4
New Jersey	5	1	1	2	2
NY Islanders	5	0	2	2	2
NY Rangers	5	0	1	1	2
Ottawa	4	1	2	3	0
Philadelphia	5	0	2	2	2
Phoenix	2	0	1	1	2
San Jose	1	0	0	0	0
St. Louis	2	0	0	0	4
Tampa Bay	5	1	2	3	0
Toronto	4	2	2	4	0
Vancouver	2	0	2	2	0
Washington	4	0	0	0	2
TOTALS	82	13	29	42	40

LIGHT WING

#68 jaromir
JAGR

HT/WT: 6'2" 234 lbs.
 Shoots: Left
 Age: 27
 Born: Kladno, Czech
 Republic, February
 15, 1972

JAGR



Year	Club	League	Regular Season													Playoffs				
			GP	G	A	PTS	PIM	+	-	PP	SH	GW	S	GP	G	A	PTS	PIM		
1988-89	Kladno	Czech	39	8	10	18	4													
1989-90	Kladno	Czech	51	30	29	59														
1990-91	PITTSBURGH	NHL	80	27	30	57	42	-4	7	0	4	136	24	3	10	13	6			
1991-92	PITTSBURGH	NHL	70	32	37	69	34	12	4	0	4	194	21	11	13	24	6			
1992-93	PITTSBURGH	NHL	81	34	60	94	61	30	10	1	9	242	12	5	4	9	23			
1993-94	PITTSBURGH	NHL	80	32	67	99	61	15	9	0	6	298	6	2	4	6	16			
1994-95	PITTSBURGH	NHL	48	32	38	70*	37	23	8	3	7	192	12	10	5	15	6			
1995-96	PITTSBURGH	NHL	82	62	87	149	96	31	20	1	*12	*403	18	11	12	23	18			
1996-97	PITTSBURGH	NHL	63	47	48	95	40	22	11	2	6	234	5	4	4	8	4			
1997-98	Czech Olympic		6	1	4	5	2				1									
	PITTSBURGH	NHL	77	35	*67	*102	64	17	7	0	8	262	6	4	5	9	2			
1998-99	PITTSBURGH	NHL	81	44	*83	*127	66	17	10	1	7	343	9	5	7	12	16			
	NHL/PGH TOTALS		662	345	517	862	501	163	86	8	63	2304	113	55	64	119	97			

* League leading figure

MILESTONES

Achieved:

600th game (11/25/98 vs Washington)
500th game (3/31/97 vs Florida)
800th point (1/31/99 at Montreal)
700th point (2/6/98 at Buffalo)
600th point (1/4/97 vs Tampa Bay)
500th point (2/24/96 at Montreal)
300th goal (4/15/98 vs Tampa Bay)
200th goal (2/7/96 at New Jersey)
500th assist (3/5/99 vs Edmonton)
400th assist (1/12/98 at Carolina)
300th assist (3/5/96 vs Winnipeg)

First NHL Game: 10/5/90 at Washington

First NHL Goal/Point: 10/7/90 vs New Jersey
(Chris Terreri)

Most Goals, Game: 3 – four times – last –
11/30/96 vs Boston

Most Assists, Game: 5 – 11/16/93 vs Philadelphia

Most Points, Game: 6 – 11/16/93 vs Philadelphia
(1g,5a)

Most Penalty Minutes, Game: 17 – 3/28/95 vs NY
Islanders

Within Reach (Current Total):

700th game (662)
400 goals (345)
600 assists (517)
900 points (862)
1,000 points (862)

HIGHLIGHTS

1998-99: Won his first Hart Trophy as the NHL's Most Valuable Player... Won his third Art Ross Trophy, and second in a row, leading the league with 127 points... Also won the Lester B. Pearson Award as MVP as voted by the Players Association... Became the second player in Penguins history to win all three awards in one year... Mario Lemieux did it on three occasions, 1988, 1993 and 1996... Named an NHL First Team All-Star at right wing, his fourth First Team selection in the last five years... Led the league in assists (83) and power play assists (34), tied for second in goals (44), ranked second in power play points (43) and shots (343), and tied for ninth in game-winning goals (7)... Led the Penguins in goals, assists, points, power play goals, power play points, game-winning goals and shots... Ranked second on the team with a plus-17 rating... Recorded a point in 64 of his 81 games (79%), never going more than two straight games without a point... Was held scoreless in back-to-back games on only four occasions (Nov. 7-10, Dec. 15-16, Dec. 21-22, and Feb. 21-22)... Had 37 multi-point games, including one five-point game (Feb. 2 vs Buffalo 1g,4a), six four-point games, 11 three-point games and 19 two-point games... Also had eight games with two goals... Tied his career-high with points in 13 consecutive games from Dec. 26-Jan 21, collecting 25 points (8+17)... Also had a nine-game scoring streak, a six-game scoring streak, two five-game streaks, three four-game streaks and three three-game streaks... Was a plus or even player in 58 of his 81 games (71.6%)... Notched his 800th point with his second goal Jan. 31 at Montreal, becoming the second Penguin with 800 points... Played in his 600th game Nov. 25 at Washington... Scored three overtime goals (Dec. 26 vs Ottawa, Feb. 11 vs Vancouver and Apr. 18 at the Rangers), the first player in club history to score three in one season... Ranks second in club history with eight career regular season overtime goals (Lemieux-9)... Recorded 74 points (25+49) in 41 home games, 53 points (19+34) in 40 road games, 44 points (10+34) on the power play and 27 points (9+18) in 19 games vs Atlantic Division opponents, leading the team in all categories... Named Player of the Month for March after tallying 27 points (9+18) in 15 games... Played in his 5th NHL All-Star Game in Tampa Bay Jan. 24 recording an assist for the World All-Stars... Also played in the 1992, 1993, 1996 and 1998 games and was selected to start the 1994 and 1997 games but missed them due to injury... In all-time Penguins history, ranks second in points (862), second in goals (345), second in assists (517), fourth in game-winning goals (662), fourth in power play goals (86), second in game-winning goals (63), second in overtime goals (8) and third in shots on goal (2,304)... **PLAYOFFS:** Tied for second on the team in scoring with 12 points, despite playing in nine of 13 games... Picked up an assist in Game One vs New Jersey, then missed the next four games with a groin injury... Returned to the lineup for Game Six May 2 and scored two goals, including the game-winner in overtime... Had five points (2+3) in the first round vs New Jersey, playing in three of seven games... Had points in seven of his nine games... Collected three points (1+2) in Game Three vs Toronto May 11... Ranks first in Penguins playoff history in games played (113), second in points (119), second in goals (55), third in assists (64), third in power play goals (15) and first in game-winning goals (10). **CAREER:** Won his second Art Ross Trophy in 1997-98, leading the league with 102 points (35+67)... Was the only player in the NHL to record 100 points... Named to the NHL First All-Star Team at right wing for the third time in his career... Tied for first in the league in assists, ranked ninth in goals, first in power play assists (31), first in power play points (38), tied for sixth in game-winning goals (8) and 11th in shots on goal (262)... Led the Penguins in goals, assists, points, game-winning goals, power play points, shots on goal and plus/minus (+17)... Collected 59 points (20+39) at home and 43 on the road (15+28), to lead the team in both categories... Recorded a point in 54 of his 77 games (70.1%), never going more than three consecutive games without recording a point... Had 32 multiple-point games, including three four-point games, 10 three-point games and 19 two-point games... Also had five games with two goals... Picked up at least a point in eight consecutive games from December 6 to 26, recording 15 points (7+8)... Also had two six-game scoring streaks: January 28-February 6 (3+4); March 2-14 (3+11); two four-game streaks: October 17-24 (3+6); December 29-January 6 (2+5); and three three-game

TRANSACTIONS

Drafted by Pittsburgh in the first round (fifth overall) in the 1990 Entry Draft.



VS. NHL

Team	GP	G	A	PTS	PIM
Anaheim	10	10	9	19	6
Boston	38	26	33	59	34
Buffalo	39	27	33	60	38
Calgary	18	8	19	27	12
Carolina	38	18	41	59	34
Chicago	15	6	7	13	12
Colorado	24	15	16	31	8
Dallas	16	9	6	15	12
Detroit	17	3	12	15	8
Edmonton	19	8	17	25	10
Florida	23	13	14	27	16
Los Angeles	17	6	9	15	6
Montreal	37	23	23	46	18
Nashville	2	0	2	2	6
New Jersey	44	20	28	48	26
NY Islanders	44	29	34	63	39
NY Rangers	41	15	33	48	30
Ottawa	30	22	24	46	32
Philadelphia	42	17	42	59	33
Phoenix	16	5	10	15	22
San Jose	14	8	12	20	6
St. Louis	16	2	10	12	19
Tampa Bay	25	15	18	33	14
Toronto	16	9	15	24	12
Vancouver	17	9	17	26	12
Washington	44	22	33	55	36
TOTALS	662	345	517	862	501

HIGHLIGHTS

JAGR

streaks: October 1-4 (1+4); January 10-14 (1+6) and April 1-5 (1+4)...Was a plus or even player in 51 of his 77 games (66.2%), finishing the season at plus-17...Became the fourth Penguin to score 300 goals (Lemieux-613, Pronovost-316, Kehoe-312) notching his 300th Apr. 15 vs Tampa Bay...Picked up his 700th career point with a goal Feb. 6 at Buffalo...Became just the third Penguin (Lemieux-881 and Francis-449) to reach the 400 assist mark, notching his 400th Jan 12 at Carolina...Passed Rick Kehoe for second place on the Penguins all-time points list with his 637th point Oct. 3 vs Carolina...Scored a goal for the World All Stars in the NHL All-Star Game in Vancouver on January 18...Missed five games due to a groin injury...Tied for the Czech Republic team lead with five points (1+4) in six games at the 1998 Winter Olympics in Nagano, Japan, winning a gold medal...Led the Penguins in playoff scoring with nine points (4+5) in six games...Led the team in goals, tied for first in assists and plus/minus (plus-5)...Recorded a point in each of the first five games...Notched three assists in Game Two Apr. 25 vs Montreal...Also recorded three points (2+1) in Game Four, Apr. 29 at Montreal...Finished sixth in the NHL in scoring in 1996-97 with 95 points in 63 games...Tied for sixth in the league with 47 goals...Ranked second in the league in shooting percentage at 20.1% (47 goals on 234 shots)...Ranked second on the Penguins in points, goals and plus/minus (plus-22) and ranked third with 48 assists...Picked up 51 points (24+27) at home and 44 (23+21) on the road, ranking second on the team in both categories...Had 26 multiple point games, including 10 multiple goal games, second on the team...Notched a season-high five points (2+3) Dec. 23 at Toronto...Also had three four-point games...Had a nine-game goal streak, longest in the league, from Nov. 21 to Dec. 10, scoring 14 goals...Had a career-high 13-game point streak, sixth longest in the league, from Nov. 16 to Dec. 13, recording 24 points (15+9)...Recorded a point in 50 of his 63 games...Was held scoreless in back-to-back games only twice during the season (October 5-8 and April 8-10)...Named NHL Player of the Month for November, collecting 23 points (16+7) in 13 games...Named to the NHL Second All-Star Team at right wing...Missed 19 games due to injury (groin-18, flu)...Led the Penguins in playoff scoring with eight points (4+4) in five games vs Philadelphia...Named to the NHL First All-Star Team for the second consecutive season in 1995-96, after finishing second in the league in points (149) and goals (62)...Trailed only Mario Lemieux and Ron Francis in assists with 87...Set an NHL record for points (149) and assists (87) in a season by a right wing, breaking Mike Bossy's previous records of 147 and 83, set in 1981-82...Set the record for most points by a European-born player, breaking Peter Stastny's mark of 139 set in 1981-82...Only five players (Wayne Gretzky, Lemieux, Phil Esposito, Steve Yzerman and Bernie Nicholls) have recorded more than 149 points in a season...Led the NHL with a club record 12 game-winning goals...Led the NHL with 403 shots on goal, also a club record...Recorded a point in 70 of 82 games, never going more than two consecutive games without recording a point...Had 45 multiple point games, including 15 two-goal games...Ranked second on the team and third in NHL playoff scoring with 23 points (11+12) in 18 games...His 11 goals tied for the team lead and tied for second in the NHL...Had an 11-game point streak from Apr. 17 to May 11, collecting 18 points (10+8)...Scored his first career playoff hat trick in Game Five vs the Rangers May 11...Became the second player in team history to win the Art Ross Trophy as the NHL's leading scorer (Lemieux) in 1994-95, recording 70 points (32+38) in 48 games...Was the first European-trained player to win the scoring title...Became the first non-center and right wing to win the scoring title since Guy Lafleur in 1977-78, and was only the third non-center to win the scoring title since expansion in 1967 (Lafleur and Bobby Orr)...Finished second to Eric Lindros in balloting for the Hart Trophy as the league's Most Valuable Player...Became the first right wing in Penguins history to be named an NHL First Team All-Star...Led the Penguins in the 1995 playoffs with 10 goals and tied for second on the team with 15 points...His 10 goals ranked second in the league...Led the Penguins in scoring in 1993-94 with 99 points (32+67), which ranked ninth in the league...Was the first non-Canadian to ever lead the Penguins in scoring...Did not go more than three consecutive games without recording a point...Scored 34 goals in 1992-93 to rank fourth on the team...Had 60 assists and 94 points, ranking fifth on the team in both categories...Scored nine game-winning goals, second on the team...In 1991-92, ranked fourth on the team with 32 goals and fifth in points with 69...Scored 15 of his goals against Patrick Division teams and 17 of his 32 goals in the third period...Received a 10-game suspension from the NHL Jan. 27 for abuse of an official Jan. 26 at Washington...Ranked fourth in the league in playoff scoring with 24 points and fourth in goals with 11...Scored on the first-ever penalty shot in Penguins playoff history May 11 vs the Rangers (Vanbiesbrouck)...Ranked second in the league with four playoff game-winning goals...Named to the NHL All-Rookie team in 1990-91, finishing third among rookies in goals (27), fifth in assists (30) and fourth in points (57)...Became the youngest player in club history to record a hat trick, collecting three goals Feb. 2 vs Boston...Led all rookies in the 1991 playoffs with 13 points and 10 assists...Set an NHL record for assists by a rookie in the Stanley Cup Finals, recording five vs Minnesota...Led Kladno (Czech Republic) in scoring in 1989-90 with 60 points in 51 games...Played for the Czechoslovakian team at the 1990 World Junior Tournament in Helsinki, Finland...Ranked second in the tournament in scoring with 18 points (5+13) and was selected to the tournament all-star team...Was the first Czechoslovakian player to attend an NHL draft without having to defect.

TOP 20 ALL-TIME EUROPEAN-BORN NHL SCORERS

PLAYER	GP	G	A	PTS	PLACE OF BIRTH
1 Stan Mikita	1,394	541	926	1,467	Skotce, Czechoslovakia
2 Jari Kurri	1,251	601	797	1,398	Helsinki, Finland
3 Peter Stastny	977	450	789	1,239	Bratislava, Czechoslovakia
4 Ivan Boldirev	1,052	361	505	866	Zrnanjin, Yugoslavia
5 JAROMIR JAGR	662	345	517	862	Kladno, Czech Republic
6 Tomas Sandstrom	983	394	462	856	Jakobstad, Finland
7 Thomas Steen	950	264	553	817	Grums, Sweden
8 Ken Hodge	861	328	472	800	Birmingham, England
9 Borje Salming	1,148	150	637	787	Kiruna, Sweden
10 Steve Thomas	938	352	417	769	Stockport, England
11 Mats Sundin	693	296	419	715	Broma, Sweden
12 Alexander Mogilny	646	329	385	714	Khabarovsk, Russia
13 Kent Nilsson	553	264	422	686	Nynasham, Sweden
14 Walt Tkachuk	945	227	451	678	Emstedetten, West Germany
15 Paul MacLean	719	324	349	673	Grostenquin, France
16 Sergei Fedorov	604	274	398	672	Pskov, Russia
17 Teemu Selanne	485	313	331	644	Helsinki, Finland
18 Anton Stastny	650	252	384	636	Bratislava, Czechoslovakia
19 Mats Naslund	651	251	383	634	Timra, Sweden
20 Esa Tikkanen	877	244	386	630	Helsinki, Finland

ACTIVE LEADING EUROPEAN-BORN NHL SCORERS

PLAYER	GP	G	A	PTS	PLACE OF BIRTH
1 JAROMIR JAGR	662	345	517	862	Kladno, Czech Republic
2 Tomas Sandstrom	983	394	462	856	Jakobstad, Finland
3 Steve Thomas	938	352	417	769	Stockport, England
4 Mats Sundin	693	296	419	715	Broma, Sweden
5 Alexander Mogilny	646	329	385	714	Khabarovsk, Russia
6 Sergei Fedorov	604	274	398	672	Pskov, Russia
7 Teemu Selanne	485	313	331	644	Helsinki, Finland
8 Esa Tikkanen	877	244	386	630	Helsinki, Finland
9 Michal Pivonka	825	181	418	599	Kladno, Czech Republic
10 Petr Klima	786	313	260	573	Chomutov, Czech Republic
11 Peter Bondra	610	316	229	545	Luck, Ukraine

ALL-TIME MULTIPLE POINT GAMES

Two-Goal Games	59	Last – Apr. 17, 1999 vs NY Islanders
Three-Goal Games	4	Last – Nov. 30, 1996 vs Boston
TOTAL	63	Multiple Goal Games
Two-Assist Games	97	Last – Mar. 30, 1999 vs Ottawa
Three-Assist Games	31	Last – Mar. 13, 1999 vs Philadelphia
Four-Assist Games	5	Last – Feb. 2, 1999 vs Buffalo
Five-Assist Games	1	Nov. 16, 1993 vs Philadelphia
TOTAL	134	Multiple Assist Games
Two-Point Games	157	Last – Apr. 17, 1999 vs NY Islanders (2-0)
Three-Point Games	69	Last – Apr. 1, 1999 at Ottawa (2+1)
Four-Point Games	28	Last – Mar. 13, 1999 vs Philadelphia (1-3)
Five-Point Games	3	Last – Feb. 2, 1999 vs Buffalo (1+4)
Six-Point Games	1	Nov. 16, 1993 vs Philadelphia (1+5)
TOTAL	258	Multiple Point Games

CAREER NOTES**NOTES ON JAROMIR JAGR'S 345 GOALS**

Of Jaromir Jagr's 345 regular season goals:

- 181 were scored at home
- 161 were scored on the road
- 3 were scored in neutral-site games
- 22 were unassisted
- 86 were scored on the power play
- 8 were scored short-handed
- 63 were game-winning goals
- 94 were scored in the first period (27.2%)
- 121 were scored in the second period (35.1%)
- 122 were scored in the third period (35.4%)
- 8 were scored in overtime (2.3%)
- 106 have given the Penguins a lead (30.7%), while 52 have tied a game (15.1%)
- Jaromir Jagr has scored on 80 different goaltenders and added 10 into an empty net. Jocelyn Thibault has allowed the most goals by Jagr with 13, followed by Dominik Hasek with 12 and Sean Burke, Bill Ranford and Chris Terreri with 11 each.
- 78 different players were credited with assists on Jagr's goals, led by Ron Francis with 110. Of active Penguins, Kevin Hatcher leads with 22 assists on goals by Jagr, followed by Martin Straka with 21.

CAREER POINT SCORING STREAKS: 5 GAMES OR MORE GAMES DATES POINTS

13	Dec. 26, 1998 – Jan. 28, 1999	8+17=25
13	Nov. 16, 1996 – Dec. 13, 1996	15+9=24
12	Nov. 17, 1995 – Dec. 9, 1995	10+6=16
11	Feb. 16, 1996 – Mar. 9, 1996	10+17=27
11	Oct. 14, 1995 – Nov. 11, 1995	12+13=25
9	Mar. 9, 1999 – Mar. 25, 1999	5+11=16
9	Oct. 17, 1996 – Nov. 8, 1996	11+3=14
9	Mar. 26, 1994 – Apr. 11, 1994	3+11=14
9	Mar. 8, 1994 – Mar. 22, 1994	3+13=16
8	Dec. 6, 1997 – Dec. 26, 1997	7+8=15
7	Mar. 11, 1995 – Mar. 24, 1995	7+6=13
7	Feb. 4, 1995 – Feb. 16, 1995	8+11=19
7	Oct. 9, 1993 – Oct. 22, 1993	4+8=12
7	Dec. 12, 1992 – Dec. 27, 1992	6+4=10
7	Feb. 11, 1991 – Feb. 24, 1991	5+4=9
7	Dec. 18, 1990 – Dec. 29, 1990	5+5=10
6	Feb. 9, 1999 – Feb. 19, 1999	4+8=12
6	Mar. 2, 1998 – Mar. 14, 1998	3+11=14
6	Jan. 28, 1998 – Feb. 6, 1998	3+4=7
6	Mar. 21, 1996 – Mar. 30, 1996	4+6=10
6	Dec. 26, 1995 – Jan. 5, 1996	6+8=14
6	Apr. 23, 1995 – May 3, 1995	4+5=9
6	Mar. 18, 1993 – Mar. 27, 1993	6+6=12
6	Oct. 13, 1992 – Oct. 24, 1992	5+10=15
6	Mar. 10, 1992 – Mar. 19, 1992	3+5=8
6	Jan. 3, 1991 – Jan. 15, 1991	1+6=7
5	Feb. 25, 1999 – Mar. 5, 1999	2+6=8
5	Nov. 28, 1998 – Dec. 12, 1998	4+5=9
5	Dec. 30, 1996 – Jan. 10, 1997	5+7=12
5	Dec. 17, 1996 – Dec. 26, 1996	3+10=13
5	Apr. 6, 1996 – Apr. 14, 1996	2+6=8
5	Jan. 17, 1996 – Jan. 29, 1996	4+5=9
5	Jan. 20, 1995 – Jan. 29, 1995	5+4=9
5	Apr. 4, 1993 – Apr. 14, 1993	2+7=9
5	Feb. 14, 1993 – Feb. 23, 1993	3+2=5

CAREER GOAL SCORING STREAKS: FIVE GAMES OR MORE GAMES DATES GOALS

9	Nov. 21, 1996 – Dec. 10, 1996	14
6	Oct. 24, 1996 – Nov. 8, 1996	9
6	Mar. 18, 1993 – Mar. 27, 1993	6
5	Dec. 26, 1995 – Jan. 3, 1996	6
5	Nov. 28, 1995 – Dec. 5, 1995	7
5	Nov. 1, 1995 – Nov. 10, 1995	8
5	Jan. 20, 1995 – Jan. 29, 1995	5

CAREER ASSIST STREAKS: 5 GAMES OR MORE

GAMES	DATES	ASSISTS
8	Mar. 10, 1999 – Mar. 25, 1999	11
6	Feb. 9, 1999 – Feb. 19, 1999	8
6	Dec. 30, 1998 – Jan. 13, 1999	9
6	Mar. 2, 1998 – Mar. 14, 1998	11
6	Feb. 27, 1996 – Mar. 9, 1996	15
6	Nov. 18, 1995 – Nov. 30, 1995	9
5	Dec. 30, 1996 – Jan. 10, 1997	9
5	Mar. 15, 1994 – Mar. 22, 1994	9
5	Apr. 4, 1993 – Apr. 14, 1993	7
5	Oct. 13, 1992 – Oct. 22, 1992	10

DEFENSE

#11 **darius**
KASPARAITIS

HT/WT: 5'11" 212 lbs.


Shoots: Left

Age: 26

Born: Elektrenai, Lithuania

October 16, 1978

KASPARAITIS



Year	Club	League	Regular Season													Playoffs			
			GP	G	A	PTS	PIM	+/-	PP	SH	GW	S	GP	G	A	PTS	PIM		
1988-89	Moscow Dynamo	SNL	3	0	0	0	0	0	-	-	-	-	-	-	-	-	-	-	-
1989-90	Moscow Dyanmo	SNL	1	0	0	0	0	0	-	-	-	-	-	-	-	-	-	-	-
1990-91	Moscow Dynamo	SNL	17	0	1	1	10	0	-	-	-	-	-	-	-	-	-	-	-
1991-92	Moscow Dynamo	CIS	31	2	10	12	14	-	-	-	-	-	-	-	-	-	-	-	-
	CIS Olympic		8	0	2	2	2	-	-	-	-	-	-	-	-	-	-	-	-
	World Champ.		6	2	1	3	4	-	-	-	-	-	-	-	-	-	-	-	-
1992-93	Moscow Dynamo	CIS	7	1	3	4	8	-	-	-	-	-	-	-	-	-	-	-	-
	NY Islanders	NHL	79	4	17	21	166	15	0	0	0	-	18	0	5	5	31	-	
1993-94	NY Islanders	NHL	76	1	10	11	142	-6	0	0	0	-	4	0	0	0	8	-	
1994-95	NY Islanders	NHL	13	0	1	1	22	-11	0	0	0	-	-	-	-	-	-	-	
1995-96	NY Islanders	NHL	46	1	7	8	93	-12	0	0	0	-	-	-	-	-	-	-	
	World Champ.		8	0	2	2	2	-	-	-	-	-	-	-	-	-	-	-	
1996-97	NY Islanders	NHL	18	0	5	5	16	-7	0	0	0	12	-	-	-	-	-	-	
	PITTSBURGH	NHL	57	2	16	18	84	24	0	0	0	46	5	0	0	0	6	-	
1997-98	Russian Olympic		6	0	2	2	6	-	-	0	-	-	-	-	-	-	-	-	
	PITTSBURGH	NHL	81	4	8	12	127	3	0	2	0	71	5	0	0	0	8	-	
1998-99	PITTSBURGH	NHL	48	1	4	5	70	12	0	0	0	32	-	-	-	-	-	-	
	NHL TOTALS		418	13	68	81	720	18	0	2	0	-	32	0	5	5	53	-	
	PGH TOTALS		186	7	28	35	281	39	0	2	0	149	10	0	0	0	14	-	

MILESTONES

Achieved:

400th game (1/18/99 at Anaheim);
300th game (10/22/97 at San Jose)
First NHL Game: 10/6/92 at New Jersey
First NHL Goal/Point: 10/27/92 vs Los Angeles
(Kelly Hrudey)
Most Goals, Game: 1 – 13 times – last – 1/26/99
vs Carolina
Most Assists, Game: 2 – five times – last –
2/4/97 vs Vancouver
Most Points, Game: 2 – eight times – last –
1/26/99 vs Carolina (1g,1a)
Most Penalty Minutes, Game: 26 – 11/4/93 at
Chicago

Within Reach (Current Total):

500th game (418)
100th point (81)

HIGHLIGHTS

1998-99: Began the season on injured reserve after injuring his knee in a pre-season game Sept. 20 at Detroit... Missed the first eight games of the season before returning to the lineup Oct. 31 at Edmonton... Re-injured the knee on Mar. 5 vs Edmonton... Underwent successful surgery Mar. 24 to repair damage to his meniscus and ACL and missed the last 21 games of the season... Totaled five points (1+4) in 48 games... Tied for fifth on the team with a plus-12 rating... Was plus or even in 42 of his 48 games (87.5%)... Led the team with 173 hits, which ranked 37th in the league... Of the top 50 hit leaders, ranked third with 3.60 hits per game behind Kyle McLaren of Boston at 3.94 hits per game (205 hits/52 GP) and Zdeno Chara of the Islanders at 3.62 hits per game (214 hits/59 GP)... Tied his career high, recording two points (1+1) Jan. 26 vs Carolina... Played in his 400th game Jan. 18 at Anaheim... Tallied three points (1+2) in 28 home games, two assists in 20 road games and was scoreless in nine games vs the Atlantic Division... **PLAYOFFS:** Missed the entire playoffs after undergoing knee surgery Mar. 24. **CAREER:** Played in a career-high 81 games in **1997-98**, surpassing his previous high of 79, set in his rookie season, **1992-93**, with the Islanders... Tied a club record for short-handed goals by a defenseman in a season with two (eighth time)... Were the first two short-handed goals of his career... His four goals tied his single-season career high, set in **1992-93** with the Islanders... Led the team in hits with 225 and ranked third in the league... Ranked second on the team with 127 penalty minutes... Was a plus or even player in 60 of his 81 games (74.1%), and finished the season plus-3... Played in his 300th career game Oct. 22 at San Jose... Played in his 100th game as a Penguin Jan. 6 at the Islanders... Played in six games for the Russian Olympic Team, recording two assists, winning a silver medal at the 1998 Winter Olympics at Nagano, Japan... Missed one game due to injury (flu)... Played in five of six playoff games, recording no points and eight penalty minutes... Played in 57 games for the Penguins in **1996-97**, recording 18 points (2+16)... Set career-highs in assists (21), points (23) and plus-minus (plus-17)... Was plus-24 with the Penguins... Scored a goal in his first game as a Penguin, Nov. 19 vs St. Louis... Was a plus or even player in 43 of his 57 games with the Penguins (75.4%)... Named Penguins Defensive Player of the Year... Played in all five games in the 1997 Playoffs, recording no points and six penalty minutes... Missed the first 15 games of the **1995-96** season after undergoing reconstructive surgery to repair a torn ACL in right knee... Returned to the Islanders lineup Nov. 14 at San Jose... Scored his only goal of the season Nov. 22 vs Los Angeles... Missed 16 games after severing a tendon in his hand Dec. 9 at New Jersey... Chosen by the Long Island Chapter of the Professional Hockey Writer's Association as the Islanders' Masterton Trophy nominee... Represented Russian National Team at the World Championships and the World Cup of Hockey... Played in only 13 games in **1994-95** before suffering torn ACL February 20... Recorded one assist and 22 penalty minutes... Collected 11 points (1+10) and 142 penalty minutes in 76 games in **1993-94**... Ranked third on the team in penalty minutes, and second among defenseman in games played... Was the Islanders' Player of the Month for Feb., 1994... Scored his only goal of the season Dec. 14 vs New Jersey... In his rookie season, **1992-93**, played in 79 games and led the Islanders with a plus-15 rating... Ranked second on the team with 166 penalty minutes... Played in all 18 games in the 1993 Playoffs, recording five assists... Tied for third on the team with 31 penalty minutes... Won a gold medal at the 1992 Olympics in Albertville, France for the Commonwealth of Independent States team... Played in six games for the Russian National Team at the 1992 World Championships, recording three points (2+1)... In **1991-92**, helped Moscow Dynamo to second consecutive Russian League championship, tallying 12 points (2+10) in 31 games... Played in two World Junior Championships, 1991 in Saskatoon (silver medal) and 1992 in Fussen, Germany (gold medal)... Became the first Lithuanian to play in the Russian League in over 30 years in **1989-90**, appearing in one game for Moscow Dynamo... Darius and wife, Irina, have a daughter, Elizabeth.

TRANSACTIONS

Drafted by NY Islanders in the first round (fifth overall) of 1992 Entry Draft.

Traded by New York Islanders to Pittsburgh with Andreas Johansson for Bryan Smolinski, Nov. 17, 1996.



VS. NHL


Team	GP	G	A	P	PTS	PM
Anaheim	8	0	3	3	20	
Boston	22	0	2	2	43	
Buffalo	21	2	1	3	28	
Calgary	10	0	0	0	21	
Carolina	24	2	4	6	30	
Chicago	9	0	2	2	32	
Colorado	15	1	3	4	12	
Dallas	9	1	0	1	4	
Detroit	12	0	3	3	12	
Edmonton	10	0	0	0	10	
Florida	21	1	2	3	28	
Los Angeles	12	2	1	3	33	
Montreal	27	0	3	3	38	
Nashville	1	0	0	0	0	
New Jersey	26	1	3	4	61	
NY Islanders	11	0	0	0	36	
NY Rangers	22	0	5	5	34	
Ottawa	19	1	5	6	16	
Philadelphia	28	0	4	4	100	
Phoenix	11	0	1	1	14	
Pittsburgh	14	0	2	2	33	
San Jose	12	0	6	6	6	
St. Louis	9	2	2	4	8	
Tampa Bay	21	0	6	6	55	
Toronto	10	0	2	2	2	
Vancouver	9	0	4	4	2	
Washington	25	0	4	4	42	
TOTALS	418	13	68	81	720	

CENTER

#27 alexei KOVALEV

HT/WT: 6'1" 215 lbs.
 Shoots: Left
 Age: 26
 Born: Togliatti, Russia

KOVALEV



Year	Club	League	Regular Season											Playoffs				
			GP	G	A	PTS	PIM	+/-	PP	SH	GW	S	GP	G	A	PTS	PIM	
1989-90	Moscow Dynamo	SEL	1	0	0	0	0	-	0	0	0	-	-	-	-	-		
1990-91	Moscow Dynamo	SEL	18	1	2	3	4	-	-	-	-	-	-	-	-			
1991-92	Moscow Dynamo	SEL	33	16	9	25	20	-	-	-	-	-	-	-	-			
	CIS Olympic		8	1	2	3	14	-	-	-	-	-	-	-	-			
1992-93	NY Rangers	NHL	65	20	18	38	79	-	-	-	-	-	-	-	-			
	Binghamton	AHL	13	13	11	24	35	-	-	-	-	9	3	5	8	14		
1993-94	NY Rangers	NHL	76	23	33	56	154	-	-	-	-	23	9	12	21	18		
1994-95	NY Rangers	NHL	48	13	15	28	30	-	-	-	-	10	4	7	11	10		
1995-96	NY Rangers	NHL	81	24	34	58	98	-	-	-	-	11	3	4	7	14		
1996-97	NY Rangers	NHL	45	13	22	35	42	-	-	-	-	-	-	-	-	-		
1997-98	NY Rangers	NHL	73	23	30	53	44	-	-	-	-	-	-	-	-	-		
1998-99	NY Rangers	NHL	14	3	4	7	12	-6	1	0	1	35	-	-	-	-		
	PITTSBURGH	NHL	63	20	26	46	37	8	5	1	4	156	10	5	7	12	14	
	NHL TOTALS		465	139	182	321	496	-	-	-	-	54	21	30	50	56		
	PGH TOTALS		63	20	26	46	37	8	5	1	4	156	10	5	7	12	14	

MILESTONES

Achieved:

400th game (11/18/98 at Anaheim)
 100th goal (12/5/97 vs Washington)
 300th point (2/2/99 vs Buffalo)
First NHL Game: 10/12/92 vs Hartford
First NHL Goal/Point: 10/12/92 vs Hartford
 (Sean Burke)
Most Goals, Game: 3 – 10/16/96 vs Pittsburgh;
 12/27/92 vs Boston
Most Assists, Game: 3 – 12/26/93 vs New
 Jersey; 12/13/92 vs Montreal
Most Points, Game: 4 – three times – last –
 3/16/98 vs Ottawa (2g,2a)
Most Penalty Minutes, Game: 21 – 1/6/92 at
 Ottawa

Within Reach (Current Total)

500th game (465)
 200th assist (182)
 400th point (321)

HIGHLIGHTS

1998-99: Recorded 46 points (20+26) in 63 games with the Penguins after being acquired from the NY Rangers Nov. 25. ... Made his Penguins debut Nov. 27, picking up two assists against his former team. ... Totaled 53 points (23+30) in 77 games with the Penguins and Rangers. ... His 53 total points ranked fourth on the Penguins. ... Ranked third in goals, fourth in power play goals (6), second in game-winning goals (5) and fifth in hits (95). ... Had eight multi-point games, seven with the Penguins (6 with 2 points, 2 with 3 points). ... Posted a 10-game point streak from Jan. 28 to Feb. 15, collecting 12 points (6+6). ... Also had three four-game streaks (2 with the Penguins) and four three-game streaks. ... Notched an assist Feb. 2 vs Buffalo, the 300th point of his career. ... Played in his 400th NHL game Nov. 18 at Anaheim with the Rangers. ... Scored the first overtime goal of his career Feb. 9 vs Montreal. ... With the Penguins, recorded 23 points (9+14) in 33 home games, 23 points (11+12) in 30 road games, 12 points (5+7) on the power play and nine points (3+6) in 13 games vs the Atlantic Division. ... Missed one game (Nov. 25 at Washington) with a shoulder injury. ... **PLAYOFFS:** Tied for second with Jaromir Jagr in playoff scoring with 12 points (5+7) in 10 games. ... Tied for second on the team in goals and assists. ... Recorded 10 points (4+6) in six games vs New Jersey in the Eastern Conference Quarterfinals to rank second on the team. ... Missed Game One Apr. 22 at New Jersey with a wrist injury. ... Collected two points in Games Two (1+1), Three (1+1) and Six (0+2), and had three points in Game Five (1+2) against the Devils. ... Scored the game-winning goal in Game Three vs New Jersey Apr. 25. ... Missed Games Four and Five of the Eastern Conference Semifinals vs Toronto with a broken foot. ... Now has 51 points (21+30) in 54 career playoff games.

CAREER: Ranked third on the Rangers with 53 points in **1997-98**. ... Tied for first on the team with 23 goals and ranked fourth with 30 assists. ... Tallied 22 points (8+14) on the power play to rank fourth on the team. ... Tied for second with three game-winning goals. ... Had 13 multi-point games (one four-point game, one three-point game, 11 two-point games). ... Had a seven-game point streak Mar. 21-Apr. 4, recording 10 points (7+3). ... Scored his 100th career goal Dec. 5 vs Washington. ... Tied his career-high for points in a game with four (2+2) Mar. 16 vs Ottawa. ... Missed eight games following arthroscopic knee surgery Jan. 26. ... Recorded eight points (5+3) in six games for Russia at the 1998 World Championships. ... Missed the last 37 games of the **1996-97** season after suffering a torn anterior cruciate ligament Jan. 8 vs Tampa Bay. ... Notched his second career hat trick Oct. 16 vs Pittsburgh. ... Played in his 300th career NHL game Dec. 7 at Toronto. ... Recorded his 200th career point Dec. 6 vs Toronto. ... Ranked third on the Rangers with a career-high 24 goals in **1995-96**. ... Ranked fifth with 58 points. ... Led the Rangers with seven game-winning goals. ... Played in his 200th career NHL game Oct. 31 at San Jose. ... Tied for fifth on the team with seven points in the playoffs. ... Played for Team Russia in the World Cup of Hockey. ... Ranked seventh on the Rangers with 28 points in **1994-95** appearing in all 48 games. ... Collected 17 of his 28 points at home. ... Led the team with 11 even strength goals. ... Recorded his 100th career point Feb. 4 at Ottawa. ... Ranked third on the Rangers in playoff scoring with 11 points in 10 games. ... Tallied three assists May 8 at Quebec. ... Registered a point in seven of 10 playoff games. ... Recorded 56 points in 76 games in **1993-94** to rank sixth on the Rangers in scoring. ... His 23 goals tied for third on the team. ... Had an 11-game point streak Mar. 16-Apr. 8, recording 15 points (10+5). ... Ranked second on the team with 27 even strength assists and 43 even strength points. ... Placed third on the team in playoff scoring with 21 points in 23 games. ... Tied for second on the team with seven points (2+5) in the Stanley Cup Finals vs Vancouver. ... Notched a point in each of the last five games of the Finals. ... Set a club record with his fifth power play goal of the playoffs in Game Six of the Finals. ... Recorded a point in each of the first seven playoff games, collecting 11 points (4+7). ... Played in 65 games with the Rangers in **1992-93**. ... Scored a goal in his first NHL game Oct. 12 vs Hartford. ... Notched his first career hat trick Dec. 27 vs Boston. ... Had a career-high four point game (1+3) Dec. 13 vs Montreal. ... Spent the **1991-92** season with Moscow Dynamo after playing in two pre-season games with the Rangers. ... Won the national title with Moscow Dynamo for the second consecutive year. ... Was a member of the Russian team that won the Gold Medal at the 1992 Olympic Games, recording three points (1+2) in eight games. ... Played for Moscow Dynamo in **1990-91**, winning a national title. ... Also played for the Russian team that won the World Junior Championship, recording 10 points (5+5) in seven games. ... Led the team in scoring and ranked fifth in the tournament. ... Named to the World Junior Tournament All-Star team. ... Was the first Soviet player ever taken in the first round of the NHL Entry Draft. ... Alexei and his wife, Euginia, spend their off-season in New York and Russia.

TRANSACTIONS

Drafted by NY Rangers in the first round (15th overall) of 1991 Entry Draft.

Traded by NY Rangers to Pittsburgh with Harry York for Petr Nedved and Chris Tamer, Nov. 25, 1998.



VS. NHL


Team	GP	G	A	PTS	PIM
Anaheim	9	1	4	5	6
Boston	23	13	10	23	14
Buffalo	25	4	7	11	10
Calgary	11	1	5	6	14
Carolina	23	10	7	17	22
Chicago	9	2	4	6	9
Colorado	18	3	8	11	33
Dallas	10	1	4	5	9
Detroit	9	6	1	7	8
Edmonton	10	3	5	8	2
Florida	29	7	13	20	35
Los Angeles	10	5	2	7	4
Montreal	28	4	16	20	35
Nashville	2	1	0	1	2
New Jersey	29	7	15	22	24
NY Islanders	34	10	12	22	36
NY Rangers	4	1	3	4	4
Ottawa	20	7	13	20	33
Philadelphia	31	7	6	13	28
Phoenix	8	4	4	8	8
Pittsburgh	22	10	7	17	22
San Jose	10	6	4	10	8
St. Louis	12	3	2	5	10
Tampa Bay	28	8	9	17	58
Toronto	10	5	6	11	6
Vancouver	11	1	6	7	14
Washington	30	9	9	18	42
TOTALS	465	139	182	321	496

CENTER

#10 robert LANG

HT/WT: 6'2" 216 lbs.
 Shoots: Right
 Age: 28
 Born: Teplice, Czech Republic,
 September 19, 1970

LANG



Year	Club	League	Regular Season											Playoffs				
			GP	G	A	PTS	PIM	+/-	PP	SH	GW	S	GP	G	A	PTS	PIM	
1988-89	Litvinov	Czech	7	3	2	5	0	-	-	-	-	-	-	-	-	-	-	-
1989-90	Litvinov	Czech	39	11	10	21	-	-	-	-	-	-	-	-	-	-	-	-
1990-91	Litvinov	Czech	56	26	26	52	38	-	-	-	-	-	-	-	-	-	-	-
1991-92	Litvinov	Czech	43	12	31	43	34	-	-	-	-	-	-	-	-	-	-	-
1992-93	Los Angeles	NHL	11	0	5	5	2	-3	0	0	0	3	-	-	-	-	-	-
	Phoenix	IHL	38	9	21	30	20	-	-	-	-	-	-	-	-	-	-	-
1993-94	Los Angeles	NHL	32	9	10	19	10	7	0	0	0	41	-	-	-	-	-	-
	Phoenix	IHL	44	11	24	35	34	-	-	-	-	-	-	-	-	-	-	-
1994-95	Litvinov	Czech	16	4	19	23	28	-	-	-	-	-	-	-	-	-	-	-
	Los Angeles	NHL	36	4	8	12	4	-7	0	0	0	38	-	-	-	-	-	-
1995-96	Los Angeles	NHL	68	6	16	22	10	-15	0	2	0	71	-	-	-	-	-	-
1996-97	Sparta Praha	Czech	38	14	27	41	30	-	-	-	-	-	5	1	2	3	4	
1997-98	Czech Olympic		6	0	2	2	0	-	0	0	0	-	-	-	-	-	-	-
	Houston	IHL	9	1	7	8	4	-	0	0	0	-	-	-	-	-	-	-
	Boston	NHL	3	0	0	0	2	1	0	0	0	2	-	-	-	-	-	-
1998-99	PITTSBURGH	NHL	51	9	13	22	14	6	1	1	2	64	6	0	3	3	2	
	PITTSBURGH	NHL	72	21	23	44	24	-10	7	0	3	137	12	0	2	2	0	
NHL TOTALS			273	49	75	124	66	-21	8	3	5	354	18	0	5	5	2	
PGH TOTALS			123	30	36	66	38	-4	8	1	7	201	18	0	5	5	2	

MILESTONES

Achieved:

200th game: 4/16/98 at Carolina
 100th point: 12/30/98 vs Florida
First NHL Game: 10/6/92 at Calgary
First NHL Point: 10/6/92 an assist at Calgary
First NHL Goal: 1/27/94 vs NY Rangers (Mike Richter)
Most Goals, Game: 2 – 12/30/98 vs Florida;
 11/29/97 vs Montreal
Most Assists, Game: 3 – 4/18/98 vs Boston
Most Points, Game: 3 – three times – last –
 4/18/98 vs Boston (3a)
Most Penalty Minutes, Game:

Within Reach (Current Total):

300th game (273)
 100th assist (75)

HIGHLIGHTS

1998-99: Set career-highs in games played (72), goals (21), assists (23) and points (44)...Ranked fourth on the team in goals, tied for seventh in assists, fifth in points, fourth in power play goals (7) and fourth in shots (137)...Had a six-game point streak, matching his career-high, from Dec. 30-Jan. 13, recording 10 points (6+4)...Also had a five-game goal streak from Dec. 30-Jan. 9, scoring six goals...Added three three-game point streaks: Oct. 10-17 (2+2); Nov. 17-21 (1+2) and Mar. 20-23 (2+2)...Collected 25 points (14+11) at home in 38 games, 19 points (7+12) on the road in 34 games and 12 points (6+6) in 17 games vs the Atlantic Division...Totaled 12 power play points (7+5)...Scored three-game-winning goals...Matched his career-high, scoring two goals Dec. 30 vs Florida...His first goal was his 100th career point...Played in his 100th game with the Penguins Feb. 9 vs Montreal...Had 10 multi-point games, all of which were two-point games...Missed 10 games due to injury (high ankle sprain)...**PLAYOFFS:** Played in 12 of 13 games, missing Game Three vs New Jersey Apr. 25...Tallied two assists in 12 games...Picked up an assist in Game Five at New Jersey Apr. 30, and in Game Four vs Toronto May 13...Was his second playoff appearance, both with the Penguins. **CAREER:** Played in 51 games with the Penguins in 1997-98, collecting 22 points (9+13)...Played in three games with Boston, going scoreless with two penalty minutes...Assigned to Houston (IHL) Oct. 25, and played in nine games, picking up eight points (1+7)...Recalled by the Penguins from Houston on November 17...Scored a career-high two goals in his sixth game with the Penguins Nov. 29 vs Montreal...Posted a season-high six-game point streak from Dec. 29 to Jan. 10 (4+3)...Collected three points in back-to-back games Apr. 16 at Carolina (1+2) and Apr. 18 vs Boston (0+3)...Both games equalled his previous career-high set Feb. 25, 1995 with Los Angeles...Played in his 200th career game Apr. 16 at Carolina...Missed nine games with a fractured thumb suffered Mar. 21 vs Philadelphia...Recorded three assists for the Czech Republic Olympic Team and won a gold medal at the 1998 Winter Olympics in Nagano, Japan...Recorded three assists in six playoff games vs Montreal, including his first playoff point in Game Two Apr. 23...Spent the **1996-97** season with Sparta Praha in the Czech Republic League...Recorded 41 points (14+27) in 38 games, ranking sixth on the team in points and seventh in goals...Tallied five points (1+4) in eight playoff games...Played for the Czech Republic in the World Cup of Hockey, going scoreless in three games...Played in eight games for the Czech Republic at the World Championships, registering a goal and an assist...Collected 22 points (6+16) in 68 games with Los Angeles in **1995-96**...Had five multiple point games with the Kings and tied for second on the team with two short-handed goals...Recorded nine points (5+4) in eight games for the Czech Republic at the 1996 World Championships...In **1994-95**, picked up 12 points (4+8) and four penalty minutes in 36 games with the Kings...Also played in 16 games with Litvinov in the Czech Republic League...Tallied 23 points (4+19) and 28 penalty minutes...Scored nine goals in **1993-94** in 32 games with Los Angeles...Added 10 assists and 10 penalty minutes...Began the season with Phoenix (IHL), playing in 44 games and collecting 35 points (11+24) and 34 penalty minutes...Scored his first NHL goal Jan. 27 vs Mike Richter and the New York Rangers...Picked up five assists in his first NHL season, **1992-93**, while playing in 11 games with the Kings...Played the previous four seasons, **1988-92**, with Litvinov in the Czech Republic League...Played in 145 games, recording 121 points (52+69)...Robert and wife, Jennifer, spent their off-season in Hilton Head, South Carolina.

TRANSACTIONS

Drafted by Los Angeles in the seventh round (133rd overall) of 1990 Entry Draft. Signed by Pittsburgh as a free agent, Sept. 2, 1997. Claimed by Boston from Pittsburgh in the 1997 NHL Waiver Draft, Sept. 28, 1997. **Claimed off waivers from the Boston Bruins, October 25, 1997.**



VS. NHL


Team	GP	G	A	PTS	PI
Anaheim	18	2	3	5	2
Boston	13	0	6	6	6
Buffalo	8	0	0	0	0
Calgary	17	2	5	7	8
Carolina	12	5	5	10	2
Chicago	12	3	6	9	2
Colorado	9	2	1	3	4
Dallas	10	1	2	3	4
Detroit	11	2	2	4	0
Edmonton	16	3	8	11	8
Florida	6	3	1	4	2
Los Angeles	4	1	0	1	2
Montreal	12	5	2	7	4
Nashville	2	1	0	1	0
New Jersey	9	1	3	4	0
NY Islanders	9	3	3	6	6
NY Rangers	9	3	3	6	0
Ottawa	7	2	2	4	4
Philadelphia	9	3	2	5	0
Phoenix	13	1	9	10	0
Pittsburgh	2	0	0	0	0
San Jose	13	0	1	1	4
St. Louis	8	1	2	3	0
Tampa Bay	7	1	3	4	0
Toronto	13	2	3	5	2
Vancouver	14	1	0	1	2
Washington	10	1	3	4	4
TOTALS	273	49	75	124	66

CENTER

#37 kip MILLER

HT/WT: 5'10" 182 lbs.
 Shoots: Left
 Age: 30
 Born: Lansing, MI,
 June 11, 1959

MILLER



YEAR	CLUB	LEAGUE	Regular Season											Playoffs				
			GP	G	A	PTS	PIM	+/-	PP	SH	GW	S	GP	G	A	PTS	PIM	
1986-87	Michigan State	CCHA	41	20	19	39	92	-	-	-	-	-	-	-	-	-	-	
1987-88	Michigan State	CCHA	39	16	25	41	51	-	-	-	-	-	-	-	-	-		
1988-89	Michigan State	CCHA	47	32	45	77	94	-	-	-	-	-	-	-	-	-		
1989-90	Michigan State	CCHA	45	*48	53	*101	60	-	-	-	-	-	-	-	-	-		
1990-91	Quebec	NHL	13	4	3	7	7	-	-	-	-	-	-	-	-	-		
	Halifax	AHL	66	36	33	69	40	-	-	-	-	-	-	-	-	-		
1991-92	Quebec	NHL	36	5	10	15	12	-	-	-	-	-	-	-	-	-		
	Halifax	AHL	24	9	17	26	8	-	-	-	-	-	-	-	-	-		
	Minnesota	NHL	3	1	2	3	2	-	-	-	-	-	-	-	-	-		
	Kalamazoo	IHL	6	1	8	9	4	-	-	-	-	12	3	9	12	12		
1992-93	Kalamazoo	IHL	61	17	39	56	59	-	-	-	-	-	-	-	-	-		
1993-94	San Jose	NHL	11	2	2	4	6	-	-	-	-	-	-	-	-	-		
	Kansas City	IHL	71	38	54	92	51	-	-	-	-	-	-	-	-	-		
1994-95	Denver	IHL	71	46	60	106	54	-	-	-	-	-	-	-	-	-		
	NY Islanders	NHL	8	0	1	1	0	-	-	-	-	17	*15	14	29	8		
1995-96	Chicago	NHL	10	1	4	5	2	-	-	-	-	-	-	-	-	-		
	Indianapolis	IHL	73	32	59	91	46	-	-	-	-	5	2	6	8	2		
1996-97	Chicago	IHL	43	11	41	52	32	-	-	-	-	-	-	-	-	-		
	Indianapolis	IHL	37	17	24	41	18	-	-	-	-	4	2	2	4	2		
1997-98	Utah	IHL	72	38	59	97	30	-	-	-	-	4	3	2	5	10		
	NY Islanders	NHL	9	1	3	4	2	-	-	-	-	-	-	-	-	-		
1998-99	PITTSBURGH	NHL	77	19	23	42	22	1	1	0	4	124	13	2	7	9	19	
	NHL TOTALS		167	33	48	81	53	-	-	-	-	13	2	7	9	19		
	PGH TOTALS		77	19	23	42	22	1	1	0	4	124	13	2	7	9	19	

MILESTONES

Achieved:

100th game (11/10/98 vs NY Islanders)

First NHL Game: 2/7/91 vs Montreal

First NHL Goal/Point: 2/10/91 vs Boston (Rejean Lemelin)

Most Goals, Game: 2 – three times – last – 2/2/99 vs Buffalo

Most Assists, Game: 2 – four times – last – 3/23/99 vs Chicago

Most Points, Game: 4 – 2/2/99 vs Buffalo (2g,2a)

Most Penalty Minutes, Game: 7 – 2/20/91 at Los Angeles

Within Reach (Current Total):

200th game (167)

100th point (81)

TRANSACTIONS

Drafted by Quebec in the fourth round (72nd overall) of 1987 Entry Draft.

Traded to Minnesota by Quebec for Steve Maltais, Mar. 8, 1992. Signed as a free agent by San Jose, Aug. 10, 1993. Signed as a free agent by NY Islanders, July 7, 1994.

Signed as a free agent by Chicago, July 21, 1995. Signed as a free agent by NY Islanders, Nov. 26, 1997.

Selected by Pittsburgh from NY Islanders in 1998 Waiver Draft, October 5, 1998.



HIGHLIGHTS

1998-99: Set career highs in games played (77), goals (19), assists (23) and points (42). Ranked fifth on the team in goals, tied for seventh in assists and tied for sixth in points. Tallied four game-winning goals which tied for third on the team. Two of those goals came in overtime, Feb. 13 at Nashville and Mar. 10 at Carolina. Had a career-high 10-game point streak from Jan. 31 to Feb. 19, recording 17 points (9+8). Had a six-game goal streak from Feb. 7-17, scoring six goals. Also had points in three consecutive games from Feb. 22-26, collecting three points (1+2). Had eight multi-point games including two two-goal games. Notched four points (2+2) Feb. 2 vs Buffalo, a single-game career high. Recorded 29 points (13+16) in 40 home games, tied for third on the team. Had 13 points (6+7) in 37 road games, six points (1+5) on the power play, and five points (1+4) in 16 games vs Atlantic Division opponents. Missed one game (Mar. 21 at the Rangers) due to an eye injury. **PLAYOFFS:** Ranked fourth on the team with nine points (2+7), appearing in all 13 games. Tied for second on the team in assists. Notched his first playoff goal, a power play goal, in Game Five at New Jersey Apr. 30. Had a four-game point streak from Apr. 24-30 in Games Two-Five of the Eastern Conference Quarterfinals vs New Jersey, recording five points (1+4). **CAREER:** Ranked sixth in the International Hockey League with 97 points in 1997-98. Was tied for ninth in the league with 38 goals and tied for sixth with 59 assists. Led Utah in goals, assists and points. Led the Grizzlies in playoff scoring with five points (3+2) in four games. Also played in nine games with the New York Islanders. Finished sixth in the IHL in scoring in 1996-97 with 93 points, splitting the season between Chicago and Indianapolis. Ranked second on the Ice in playoff scoring, behind Brad Werenka, with four points (2+2) in four games. Tied for third in the IHL in assists with 65. Spent parts of the 1995-96 season with Chicago, playing in 10 games with the Blackhawks. Ranked 14th in the IHL in scoring with 91 points. Led Indianapolis in points and assists and was tied for second in goals. Led all Indianapolis playoff scorers with eight points in five games. Played in eight games with the Islanders in 1994-95, recording one assist. Ranked fourth in the IHL in scoring with 106 points in 71 games with Denver. Ranked sixth in the league with 46 goals and sixth in assists with 60. Led Denver in goals, assists and points. Led the Grizzlies and the IHL in playoff goals with 15. Ranked second on the team and in the league with 29 playoff points, helping Denver to the Turner Cup Championship. Split the 1993-94 season between San Jose and Kansas City (IHL), playing in 11 games with the Sharks, recording four points (2+2). Tied for 13th in the IHL with 92 points. Led Kansas City in points and assists (54) and ranked second in goals (38). Spent the entire 1992-93 season with Kalamazoo (IHL). Finished fifth on the team with 56 points in 61 games. Ranked third on the team with 39 assists. Played in a total of 39 games in the NHL in 1991-92 with Quebec and Minnesota, totaling 18 goals (6+12). Had 15 points with the Nordiques before being traded to Minnesota. Also played in Halifax in the American Hockey League and Kalamazoo in the IHL. Ranked second on Kalamazoo in playoff scoring with 12 points (3+9) in 12 games. Spent the majority of the 1990-91 season with Halifax (AHL), recording 69 points in 66 games. Had seven points in 13 NHL games with Quebec. Completed four-year career at Michigan State (CCHA) in 1989-90 capturing the Hobey Baker Award as top collegiate player after leading the CCHA with 101 points. His 43 goals led the league. Also named CCHA player of the year. Named NCAA West All America and named to the CCHA First All Star Team. In 1988-89 tallied 77 points for Michigan State and was named NCAA West All America and named to the CCHA First All Star Team. Kip and his wife, Kelle, have a son, Skyler(11/2).

VS. NHL


Team	GP	G	A	PTS	PIM
Anaheim	3	0	1	1	4
Boston	10	2	2	4	0
Buffalo	10	2	4	6	6
Calgary	7	3	2	5	0
Carolina	11	5	0	5	2
Chicago	4	1	3	4	0
Colorado	4	0	2	2	0
Dallas	3	1	1	2	0
Detroit	6	1	3	4	0
Edmonton	8	0	1	1	2
Florida	5	3	1	4	4
Los Angeles	4	0	1	1	11
Montreal	11	3	3	6	4
Nashville	2	1	1	2	0
New Jersey	10	2	2	4	4
NY Islanders	5	1	1	2	0
NY Rangers	8	0	3	3	4
Ottawa	6	1	3	4	0
Philadelphia	9	1	2	3	0
Phoenix	8	0	4	4	2
Pittsburgh	1	0	0	0	0
San Jose	2	1	2	3	2
St. Louis	6	1	1	2	2
Tampa Bay	6	1	0	1	2
Toronto	5	1	1	2	2
Vancouver	7	1	3	4	2
Washington	6	1	1	2	0
TOTALS	167	33	48	81	53

#27 MORAN

HT/AWT: 6'0" 206 lbs.
 Shots: Right
 Age: 27
 Born: Cleveland, Ohio,
 August 2, 1972

DEFENSE / RIGHT-WING

MORAN



Year	Club	League	Regular Season											Playoffs				
			GP	G	A	PTS	PIM	+/-	PP	SH	GW	S	GP	G	A	PTS	PIM	
1989-90	Belmont Hill	US Prep	--	10	36	46	--	--	--	--	--	--	--	--	--	--	--	--
1990-91	Belmont Hill	US Prep	23	7	44	51	12	--	--	--	--	--	--	--	--	--	--	--
1991-92	Boston College	HE	30	2	16	18	44	--	--	--	--	--	--	--	--	--	--	--
1992-93	Boston College	HE	31	8	12	20	32	--	--	--	--	--	--	--	--	--	--	--
1993-94	US Natl. Team		50	8	15	23	--	--	--	--	--	--	--	--	--	--	--	--
1994-95	Cleveland	IHL	33	5	13	18	39	--	--	--	--	--	--	--	--	--	--	--
	Cleveland	IHL	64	7	31	38	94	--	--	--	--	--	--	--	--	--	--	--
1995-96	PITTSBURGH	NHL	--	--	--	--	--	--	--	--	--	--	4	0	1	1	2	--
	PITTSBURGH	NHL	51	1	1	2	47	-1	0	0	0	44	--	--	--	--	--	--
1996-97	Cleveland	IHL	36	6	23	29	26	--	--	--	--	--	--	--	--	--	--	--
	PITTSBURGH	NHL	36	4	5	9	22	-11	0	0	0	50	5	1	2	3	4	--
1997-98	PITTSBURGH	NHL	37	1	6	7	19	0	0	0	1	33	6	0	0	0	2	--
1998-99	PITTSBURGH	NHL	62	4	5	9	37	1	0	1	0	65	13	0	2	2	8	--
	NHL/PGH TOTALS		186	10	17	27	125	-11	0	1	1	192	32	1	4	5	14	

MILESTONES

Achieved:

100th game (1/20/98 vs Ottawa)

First NHL Game: 10/7/95 vs Toronto

First NHL Goal/Point: 10/28/95 at New Jersey
(Martin Brodeur)

Most Goals, Game: 1 – 10 times – last – 3/23/99
vs Chicago

Most Assists, Game: 2 – 2/26/99 at Dallas

Most Points, Game: 2 – 2/26/99 at Dallas (2a)

Most Penalty Minutes, Game: 15 – 12/30/98 vs
Florida

Within Reach (Current Total):

200th game (186)

TRANSACTIONS

Drafted by Pittsburgh in the sixth round (107th overall) in 1990 Entry Draft.



HIGHLIGHTS

1998-99: Tied his career-high in goals (4) and points (9), while setting a career-high in games played with 62...Recorded five points (3+2) in 30 home games, four points (1+3) in 32 road games, and one assist in 15 games vs the Atlantic Division...Ranked third on the team with 98 blocked shots, which tied for 49th in the NHL...Set a single-game high in points and assists, collecting two assists at Dallas Feb. 26...Scored the first short-handed goal of his career Jan. 16 at Los Angeles...Missed 20 games due to injury (ankle-17, bruised right testicle-3)...**PLAYOFFS:** Played in all 13 games, collecting two assists...Tallied assists in consecutive games, May 2 and 4 against New Jersey in Games Six and Seven of the Eastern Conference Quarterfinals...Was the fourth playoff appearance of his career. **CAREER:** Set a career high for assists in a season in 1997-98, recording his sixth Apr. 11 vs Florida...Scored his only goal of the season Mar. 21 vs Philadelphia, the game-winning goal in a 4-3 win...It was the first game-winning goal of his career...Missed the first 34 games with a knee injury suffered in the pre-season...Played in his 100th career game Jan. 20 vs Ottawa...Missed 43 games due to injury (knee-39, concussion-4)...Scoreless and minus-one, playing in all six playoff games vs Montreal...Set career-highs in goals (4) and points (9) in 36 games in **1996-97**...Scored goals in back-to-back games Mar. 18 vs Buffalo and Mar. 20 vs Toronto...Began the season in Cleveland (IHL) and was recalled Nov. 1...Collected two points (1+1) in eight games with the Penguins before being assigned to Cleveland on November 18...Was recalled from Cleveland on January 31 and remained with the Penguins for the remainder of the season...Played in 36 games with the Lumberjacks, recording 29 points (6+23)...Tied for third on the Penguins in the 1997 playoffs, totaling three points (1+2) in five games, leading the team with a plus-one rating...Notched his first career playoff goal Apr. 23 in Game Four vs Philadelphia vs Garth Snow...Also tallied an assist in Game Four to post his first career multi-point playoff game...Collected his first-ever playoff point with an assist in Game Three on April 21...Played in 51 games in **1995-96**, scoring his only goal Oct. 28 at New Jersey vs Martin Brodeur...Was a plus or even player in 39 of his 51 games (76.5%), and was minus-1 for the season...Missed the last 21 games of the regular season and all of the playoffs after undergoing shoulder surgery Mar. 21 to repair a dislocated shoulder...Played in 64 games with Cleveland (IHL) in **1994-95**, ranking second among defense-men with 38 points (7+31)...Recalled by the Penguins for the Playoffs and played in eight games...Was signed by the Penguins in February of 1994 and assigned to Cleveland...Picked up 18 points (5+13) in 33 games with the Lumberjacks in **1993-94**...Was the last player cut from the United States National Team, prior to the 1994 Olympics...Played two seasons at Boston College and was named Hockey East Co-Rookie of the Year in **1991-92**, after collecting 18 points (2+16) in 30 games for the Eagles...Ian and his wife, Britta, spend their off-season in Massachusetts.

VS. NHL

Team	GP	G	A	PTS	PIM
Anaheim	3	0	0	0	0
Boston	12	0	2	2	4
Buffalo	12	1	1	2	7
Calgary	3	0	0	0	5
Carolina	9	0	0	0	6
Chicago	5	1	0	1	4
Colorado	7	0	2	2	4
Dallas	5	0	2	2	4
Detroit	5	0	0	0	6
Edmonton	3	0	1	1	2
Florida	11	1	2	3	19
Los Angeles	5	1	0	1	2
Montreal	11	0	0	0	4
Nashville	2	0	0	0	0
New Jersey	12	1	0	1	4
NY Islanders	10	0	2	2	6
NY Rangers	9	1	0	1	2
Ottawa	10	1	1	2	8
Philadelphia	11	1	1	2	10
Phoenix	6	1	1	2	9
San Jose	3	0	0	0	0
St. Louis	4	0	1	1	2
Tampa Bay	9	0	0	0	4
Toronto	8	1	1	2	9
Vancouver	3	0	0	0	0
Washington	8	0	0	0	4
TOTALS	186	10	17	27	125

RIGHT WING

#95 aleksey MOROZOV

HT/WT: 6'1" 196 lbs.


Shoots: Left

Age: 22

Born: Moscow, Russia

February 16, 1975

MOROZOV



Year	Club	League	Regular Season													Playoffs				
			GP	G	A	PTS	PIM	+/-	PP	SH	GW	S	GP	G	A	PTS	PIM			
1993-94	Krylja-Sovetov	MHL	7	0	0	0	0	-	-	-	-	-	-	-	-	-	-	-	-	
1994-95	Krylja-Sovetov	MHL	48	15	12	27	53	-	-	-	-	-	-	-	-	-	-	-	-	
1995-96	Krylja-Sovetov	MHL	47	12	10	22	26	-	-	-	-	-	-	-	-	-	-	-	-	
1996-97	Krylja-Sovetov	MHL	44	21	11	32	32	-	-	-	-	-	-	-	-	-	-	-	-	
1997-98	Russian Olympic		6	2	2	4	0	-	-	-	0	-	-	-	-	-	-	-	-	
	PITTSBURGH	NHL	76	13	13	26	8	-4	2	0	3	80	6	0	1	1	2			
1998-99	PITTSBURGH	NHL	67	9	10	19	14	5	0	0	0	75	10	1	1	2	0			
	NHL/PGH TOTALS		143	22	23	45	22	1	2	0	3	155	16	1	2	3	2			

MILESTONES

Achieved:

100th game (12/16/98 at Florida)

First NHL Game: 10/1/97 vs Los Angeles

First NHL Goal/Point: 10/1/97 vs Los Angeles
(Stephane Fiset)

Most Goals, Game: 2 – 2/15/99 vs Washington

Most Assists, Game: 2 – four times – last –
4/18/99 at NY Rangers

Most Points, Game: 2 – eight times – last –
4/18/99 at NY Rangers (2a)

Most Penalty Minutes, Game: 2 – 11 times –
last – 3/13/99 vs Philadelphia

Within Reach (Current Total):

200th game (143)

100th point (45)

TRANSACTIONS

Drafted by Pittsburgh in the first round (24th overall) of 1995 Entry Draft.



HIGHLIGHTS

1998-99: Ranked 13th on the Penguins with 19 points (9+10) in 67 games... Was a career-high plus-5... Tied his career-high with a three-game point streak from Nov. 25-28, collecting four points (1+3)... Also had four two-game point streaks on the season... Notched two goals Feb. 15 vs Washington, his first career multi-goal game... Recorded three multi-point games... Tallied seven points at home (6+1) in 32 games, and 12 points on the road (3+9) in 35 games... Seven of his 19 points (4+3) were recorded in games vs Atlantic Division opponents... Missed three games (Nov. 17-21) with a concussion, and 12 games (Dec. 22-Jan. 21) with a concussion suffered on Dec. 21, at Toronto... **PLAYOFFS:** Played in 10 of the Penguins 13 games, missing the last three games of the Eastern Conference Semi-Finals vs Toronto with a concussion... Recorded two points (1+1), notching his first playoff goal in Game Two at New Jersey Apr. 24, and an assist in Game Three vs Toronto May 11.

CAREER: Tied for tenth in the league among rookies with 26 points (13+13) in 76 games in **1997-98**... Scored his first NHL goal on his first shot, in his first game, October 1 vs Los Angeles... Tied for fifth among rookies with 13 goals and tied for second with three game-winning goals... Notched his first assist Oct. 25 at Vancouver... Recorded a point in a season-high three consecutive games from October 25-November 1 (2+1)... Tallied his first career multi-point game December 6 vs Anaheim (0+2)... Ranked second on the team with a 16.3 shooting percentage (13 goals on 80 shots)... Recorded 15 points at home (8+7) and 11 on the road (5+6)... Made his playoff debut, recording one assist in six games... Tallied his first career playoff point (an assist) in Game Five on May, 1 vs Montreal... Collected four points (2+2) in six games with the Russian Olympic Team, winning a silver medal at the 1998 Winter Olympics at Nagano, Japan... Recorded three assists in four games for Russia at the World Championships... Led Krylja Sovetov in scoring in **1996-97** with 32 points (21+11) and 32 penalty minutes in 44 games... His 21 goals were second in the league... Was one of only five players in the league to score 20-or-more goals... Tied for 15th in the league in scoring... Tallied one assist in two playoff games... Collected six points (3+3) in six games for Russia at the 1997 World Championships... Also played for Russia at the World Junior Championships, recording eight points (5+3) in and six penalty minutes in six games... Was named Best Forward of the Tournament... Ranked fourth on Krylja Sovetov with 22 points (13+9) in 47 games in **1995-96**... His 13 goals tied for fifth... Ranked seventh in scoring at the World Junior Championships, collecting eight points (5+3) in six games for the third-place Russian team... Ranked second on the team in scoring and was named to the World Junior Championships All-Star Team... Played in 48 games with Krylja Sovetov in **1994-95**, ranking fifth on the team with 27 points (15+12)... Tied for third on the team in goals and ranked third with 53 penalty minutes... Was named CIS Rookie of the Year... Tallied three assists in four playoff games... Played in seven games with Krylja Sovetov in **1993-94**, going scoreless... Also played in three playoff games, recording no points and two penalty minutes... Aleksey spends his off-season in Russia.

VS. NHL

Team	GP	G	A	P	PTS	IM
Anaheim	3	0	2	2	0	0
Boston	10	2	4	6	4	4
Buffalo	9	0	1	1	2	2
Calgary	3	2	0	2	2	2
Carolina	9	1	1	2	2	2
Chicago	3	0	0	0	0	0
Colorado	4	1	0	1	0	0
Dallas	4	0	0	0	0	0
Detroit	4	1	1	2	2	2
Edmonton	4	0	0	0	0	0
Florida	6	0	0	0	0	0
Los Angeles	2	1	0	1	0	0
Montreal	9	0	3	3	0	0
Nashville	2	0	0	0	0	0
New Jersey	9	1	1	2	0	0
NY Islanders	7	2	0	2	0	0
NY Rangers	8	1	2	3	2	2
Ottawa	7	0	4	4	0	0
Philadelphia	8	1	1	2	2	2
Phoenix	3	2	0	2	0	0
San Jose	2	0	0	0	0	0
St. Louis	3	1	0	1	2	0
Tampa Bay	7	1	0	1	0	0
Toronto	6	2	0	2	0	0
Vancouver	4	1	1	2	0	0
Washington	7	2	2	4	4	4
TOTALS	143	22	23	45	22	22

GOALTENDER

#1 peter
SKUDRA


HT/WT: 6'1" 189 lbs

Catches: Left

Age: 26

Born: Riga, Latvia,
April 24, 1973

SKUDRA



Year	Club	League	Regular Season						Playoffs					
			GP	W-L-T	MP	GA	SO	GAA	GP	W-L	MP	GA	SO	GAA
1994-95	Greensboro	ECHL	33	13-9 (5)	1612	113	0	4.2						
1995-96	Erie	ECHL	12	3-8 (1)	681	47	0	4.14	-	-	-	-	-	-
	Johnstown	ECHL	30	12-11 (4)	1657	98	0	3.55	-	-	-	-	-	-
1996-97	Johnstown	ECHL	4	2-1 (1)	203	11	0	3.3	-	-	-	-	-	-
	Hamilton	AHL	32	8-16-2	1615	101	0	3.75	-	-	-	-	-	-
1997-98	Houston	IHL	9	5-3 (1)	493	23	0	2.77	-	-	-	-	-	-
	Kansas City	IHL	13	10-3 (0)	775	37	0	2.86	8	4-4	512	20	1	2.34
1998-99	PITTSBURGH	NHL	17	6-4-3	851	26	0	1.83	-	-	-	-	-	-
	PITTSBURGH	NHL	37	15-11-5	1914	89	3	2.79	-	-	-	-	-	-
	NHL/PGH TOTALS		54	21-15-8	2765	115	3	2.49	-	-	-	-	-	-

MILESTONES

First NHL Game: 11/5/97 vs Dallas
First NHL Win: 12/6/98 vs Anaheim
First NHL Shutout: 10/26/98 at Toronto

TRANSACTIONS

Signed by Pittsburgh as a free agent on September 25, 1997.



HIGHLIGHTS

1998-99: Posted career-highs in games played (34), wins (15), shutouts (3) and minutes played (1,914)... His 15 wins ranked second on the team to Tom Barrasso (19)... Posted a 2.79 GAA... Won seven consecutive decisions from Jan. 28 - Feb. 15, compiling a 2.37 GAA (404MP/16GA) and one shutout... Picked up his first career shutout Oct. 26 at Toronto, making 27 saves... Shutout the Maple Leafs again Jan. 28 at the Civic Arena, turning aside 21 shots... Also shutout Philadelphia at home Mar. 13, making 24 saves... Made a season-high six consecutive starts from Mar. 5-16, going 2-2-1... Was 10-6-4 with a 2.86 GAA (1218MP/58 GA) at home and 5-5-1 with a 2.63 GAA (697 MP/31 GA) on the road... Was 1-4-2 with a 3.11 GAA (443-22 MP/23 GA) and one shutout vs the Atlantic Division... Missed 16 games due to injury (dislocated shoulder -2, bruised lower left leg -14)... **PLAYOFFS:** Dressed as the backup to Tom Barrasso for Games One to Five vs New Jersey... Missed the remainder of the playoffs with a back injury.

CAREER: Posted a 6-4-3 record and a 1.83 goals against average in 17 games in his rookie season in **1997-98**... Was named Penguins' Rookie of the Year... Played in his first NHL game Nov. 5 vs Dallas, allowing one goal in 26:33, turning aside seven of eight shots... Made his first NHL start Nov. 7 at Detroit and made 23 saves in a 1-1 tie... Picked up his first NHL win Dec. 6 vs Anaheim, allowing two goals on 27 shots... Made a season-high 31 saves in a 4-1 win vs Calgary Mar. 11... Attended training camp as a tryout and was signed as a free agent on September 25... Began the season in Houston (IHL) where he posted a 2.77 goals against average and a 5-3-(1) record in nine games... Also appeared in 13 games with Kansas City and was 10-3-0 with a 2.86 goals against average... Was 4-4, with a 2.34 goals against average and one shutout in eight games in the IHL Playoffs with Kansas City... Ranked second in the league in goals against average and tied for third in save percentage (.922)... Split the **1996-97** season between Hamilton (AHL) and Johnstown (ECHL)... Played in a team-high 32 games for Hamilton, posting a 3.75 goals against average and an 8-16-2 record with an .889 save percentage... Appeared in four games with Johnstown, compiling a 2-1-(1) record and a 3.30 goals against average... Played in a combined 42 games with Erie and Johnstown in the East Coast Hockey League in **1995-96**, ranking 20th in the league with a 3.72 goals against average... Had an .898 save percentage and a 15-19-(5) record... Began the season with Erie, playing in 12 games and going 3-8-(1), with a 4.14 goals against average... Set a Johnstown club record with a 3.55 goals against average... Led Johnstown goaltenders in games played (30), minutes played (1657:21), wins (12), goals against average (3.55) and save percentage (.908)... Spent the **1994-95** season in Greensboro (ECHL), playing in 33 games... Was 13-9-(5), with a 4.20 goals against average... Played in six games in the playoffs, going 2-2 with a 4.92 goals against average and an .872 save percentage.

VS. NHL

TEAM	GP	MP	GA	SO	AVG	W-L-T
Anaheim	1	60	2	0	2.00	1-0-0
Boston	1	60	2	0	2.00	1-0-0
Buffalo	2	119	5	0	2.52	1-1-0
Calgary	2	120	3	0	1.50	2-0-0
Carolina	3	160	9	0	3.38	2-1-0
Chicago	1	60	2	0	2.00	1-0-0
Colorado	2	121	7	0	3.47	0-2-0
Dallas	3	67	2	0	1.79	0-0-0
Detroit	1	65	1	0	0.92	0-0-1
Edmonton	2	66	2	0	1.82	0-0-1
Florida	1	60	4	0	4.00	1-0-0
Los Angeles	1	60	3	0	3.00	0-1-0
Montreal	4	201	8	0	2.39	1-1-1
Nashville	1	63	2	0	1.90	1-0-0
New Jersey	5	256	11	0	2.58	1-3-0
NY Islanders	5	237	12	0	3.04	2-2-0
NY Rangers	2	119	4	0	2.02	0-0-2
Ottawa	3	184	7	0	2.28	1-1-1
Philadelphia	4	176	7	1	2.39	1-1-1
Phoenix	1	60	1	0	1.00	1-0-0
San Jose	-	-	-	-	-	-
St. Louis	-	-	-	-	-	-
Tampa Bay	1	48	3	0	3.75	0-1-0
Toronto	4	217	10	2	2.76	2-1-0
Vancouver	2	106	5	0	2.83	1-0-1
Washington	2	80	3	0	2.25	1-0-0
TOTALS	54	2765	115	3	2.49	21-15-8

DEFENSE

#71 jiri
SLEGR

HT/WT: 6'0" 216 lbs.

Shoots: Left

Age: 28

Born: Jihlava, Czech
Republic, May 2
1971

SLEGR

Year	Club	League	Regular Season													Playoffs				
			GP	G	A	PTS	PIM	+/-	PP	SH	GW	S	GP	G	A	PTS	PIM			
1987-88	Litvinov	Czech	4	1	1	2	0	-	-	-	-	-	-	-	-	-	-	-	-	
1988-89	Litvinov	Czech	8	0	0	0	4	-	-	-	-	-	-	-	-	-	-	-	-	
1989-90	Litvinov	Czech	51	4	15	19	-	-	-	-	-	-	-	-	-	-	-	-	-	
1990-91	Litvinov	Czech	47	11	36	47	26	-	-	-	-	-	-	-	-	-	-	-	-	
1991-92	Litvinov	Czech	42	9	23	32	38	-	-	-	-	-	-	-	-	-	-	-	-	
1992-93	Vancouver	NHL	41	4	22	26	109	0	0	0	0	5	5	0	3	3	4	-	-	
	Hamilton	AHL	21	4	14	18	42	-	-	-	-	-	-	-	-	-	-	-	-	
1993-94	Vancouver	NHL	78	5	33	38	86	0	1	0	0	160	-	-	-	-	-	-	-	
1994-95	Litvinov	Czech	11	3	10	13	80	-	-	-	-	-	-	-	-	-	-	-	-	
	Vancouver	NHL	19	1	5	6	32	0	0	0	1	42	-	-	-	-	-	-	-	
	Edmonton	NHL	12	1	5	6	14	-5	1	0	0	27	-	-	-	-	-	-	-	
1995-96	Edmonton	NHL	57	4	13	17	74	-1	0	1	1	91	-	-	-	-	-	-	-	
	Cape Breton	AHL	4	1	2	3	4	-	-	-	-	-	-	-	-	-	-	-	-	
1996-97	Sodertalje	Sweden	30	4	14	18	62	-	-	-	-	-	-	-	-	-	-	-	-	
1997-98	Czech Olympic		6	1	0	1	8	-	-	-	0	-	-	-	-	-	-	-	-	
	PITTSBURGH	NHL	73	5	12	17	109	11	1	1	0	131	6	0	4	4	2	-	-	
1998-99	PITTSBURGH	NHL	63	3	20	23	86	13	1	0	0	91	13	1	3	4	12	-	-	
	NHL TOTALS		343	23	110	133	510	18	4	2	2	547	24	1	10	11	18			
	PGH TOTALS		136	8	32	40	196	24	2	1	0	221	19	1	7	8	14			

MILESTONES

Achieved:

300th game (1/15/99 at San Jose)

100th point (12/6/97 vs Anaheim)

100th assist (1/31/99 at Montreal)

First NHL Game: 10/6/92 at Edmonton

First NHL Goal: 11/21/92 an assist vs Edmonton

First NHL Point: 12/27/92 vs Montreal (Patrick Roy)

Most Goals, Game: 1 – 23 times – last – 3/5/99 vs Edmonton

Most Assists, Game: 3 – three times – last – 12/23/93 vs Calgary

Most Points, Game: 3 – three times – last 12/23/92 vs Calgary (3a)

Most Penalty Minutes, Game: 19 – 12/30/98 vs Florida; 4/1/93 at Tampa Bay

Within Reach (Current Total):

400th game (343)

HIGHLIGHTS

1998-99: Ranked third among Penguins defensemen with 23 points (3-20) in 63 games... His 20 assists were second among Penguins defensemen... Ranked fourth on the team with a career-high plus-13 rating... Was a plus or even player in 42 of his 63 games (66.7%)... Was plus-18 in a nine-game stretch from Jan. 26-Feb. 11, including a season-high plus-4 Feb. 11 vs Vancouver... Tied for fourth on the team with 59 blocked shots and ranked 10th on the team with 78 hits... Posted a seven-game point streak from Jan. 21 – Feb. 5, recording eight points (1+7)... Had a four-game assist streak Dec. 26-Jan. 5, collecting five assists... Also had a three-game assist streak Mar. 10-16, picking up four assists... Recorded the 100th assist of his career in his 100th game with the Penguins Jan. 31 at Montreal... Played in his 300th NHL game Jan. 15 at San Jose... Had three two-assist games: Dec. 30 vs Florida, Jan. 31 at Montreal and Mar. 10 at Carolina... Scored a power play goal Mar. 5 vs Edmonton... Recorded 17 points (3+14) in 32 home games, six assists in 31 road games, and three points (1+2) in 14 games vs Atlantic Division opponents... Missed 14 games due to injury (13- broken hand, bruised knee)... **PLAYOFFS:** Ranked ninth in scoring with four points (1+3), playing in all 13 games... Tied for second on the team with a plus-1 rating... Had two assists in the Eastern Conference Quarterfinals vs New Jersey, picking up one each in Game One and Game Five... Scored the game-winning goal in Game Three vs Toronto May 11, his first career playoff goal.

CAREER: Recorded 17 points (5+12) and 109 penalty minutes in 73 games in **1997-98**... His five goals tied his career-high previously set in **1993-94** with

Vancouver... Ranked sixth on the team with a plus-10 rating and was a plus or even player in 54 of 73 games (71.6%)... Was plus or even for 12 consecutive games from Oct. 11 to Nov. 5, compiling a plus-7 rating in those 12 games... Had a season-high two assists Dec. 31 vs Carolina and Mar. 28 vs the New York Rangers... Notched the 100th point of his career with a goal Dec. 6 vs Anaheim... Scored a power play goal Oct. 19 at Florida and a short-handed goal Mar. 7 vs Philadelphia... Missed six games due to injury (hip-4, shoulder, flu)... Tallied one goal in six games with the Czech Republic Olympic Team and captured a gold medal at the **1998 Winter Olympics** at Nagano, Japan... Recorded four assists in six playoff games to rank fourth on the team in points and first among defensemen... Ranked third on the team with a plus-3 rating... Notched two assists in Game One vs Montreal on April 23... Played in 30 games for Sodertalje in Sweden in **1996-97**, and ranked second on the team among defensemen and seventh overall with 18 points (4+14)... Led the team in penalty minutes... Represented the Czech Republic at the World Championships... Collected 17 points (4+13) in 57 games with Edmonton in **1995-96** to rank fourth among Oilers defensemen... Missed 19 games (Dec. 29 to Feb. 18) due to a third degree sprain of the medial collateral ligament in his left knee suffered Dec. 27 at Philadelphia... Was activated on February 19 and assigned to Cape Breton of the American Hockey League, where he tallied three points (1+2) in four games... Played in his 200th career NHL game Mar. 29 vs Winnipeg... Started the **1994-95** season in Vancouver, recording six points (1+5) in 19 games before being traded to Edmonton... Appeared in 12 games with the Oilers, collecting six points (1+5)... Notched his first goal with Edmonton on the power play Apr. 21 at Los Angeles... Set a career-high with 38 points (5+33) in 78 games with Vancouver in **1993-94** to rank third among Vancouver defensemen in scoring... Ranked second on the team with 19 power play assists and sixth with 20 power play points... Finished third in scoring among Vancouver defensemen in **1992-93** with 26 points (4+22) despite playing in only 41 games... Helped Czechoslovakia to a bronze medal at the **1992 Winter Olympics** in Albertville, France... Attended training camp with Vancouver in **1990**, before returning to Czechoslovakia where he recorded 47 points (11+36) in 47 games for Litvinov in **1990-91**... Led the league with 36 assists... Named best defenseman at the **1991 World Junior Championships** in Saskatoon, recording nine assists in seven games, leading Czechoslovakia to a bronze medal... Won a bronze medal in the **1990 World Junior Championship**, along with teammates Jaromir Jagr, Bobby Holik (New Jersey) and Robert Reichel... Became a regular on the Czechoslovakian national team in **1989** at the age of 18... Began playing for Litvinov in the Czech Elite League at the age of 16... Jiri and his wife, Kathy, have a daughter, Jessi, born Mar. 1, 1999.

TRANSACTIONS

Drafted by Vancouver in the second round (23rd overall) of 1992 Entry Draft. Traded to Edmonton by Vancouver for Roman Oksiuta, Apr. 7, 1995.

Rights acquired by Pittsburgh from Edmonton for a third round pick in 1998 Entry Draft, August 12, 1997.



VS. NHL

Team	GP	G	A	PTS	PIM
Anaheim	13	1	3	4	14
Boston	11	1	3	4	4
Buffalo	12	0	4	4	8
Calgary	21	2	9	11	22
Carolina	12	0	8	8	4
Chicago	9	0	0	0	4
Colorado	10	0	2	2	6
Dallas	12	2	4	6	10
Detroit	15	1	2	3	8
Edmonton	17	2	9	11	37
Florida	11	1	4	5	32
Los Angeles	22	1	10	11	55
Montreal	14	1	4	5	31
Nashville	2	0	0	0	2
New Jersey	10	0	0	0	19
NY Islanders	11	2	2	4	6
NY Rangers	12	0	3	3	35
Ottawa	12	1	4	5	10
Philadelphia	11	2	2	4	23
Phoenix	19	1	6	7	31
Pittsburgh	4	1	3	4	0
San Jose	21	0	10	10	33
St. Louis	16	1	5	6	25
Tampa Bay	10	0	1	1	46
Toronto	14	1	5	6	20
Vancouver	10	0	4	4	6
Washington	12	2	3	5	19
TOTALS	343	23	110	133	510

CENTER

#82 martin STRAKA

HT/WT: 5'9" 176 lbs.
 Shoots: Left
 Age: 27
 Born: Plzen, Czech Republic,
 September 3, 1972

STRAKA

Year	Club	League	Regular Season										Playoffs				
			GP	G	A	PTS	PIM	+/-	PP	SH	GW	S	GP	G	A	PTS	PIM
1989-90	Skoda Plzen	Czech	1	0	3	3	-	-	-	-	-	-	-	-	-	-	-
1990-91	Skoda Plzen	Czech	47	7	24	31	6	-	-	-	-	-	-	-	-	-	
1991-92	Skoda Plzen	Czech	50	27	28	55	20	-	-	-	-	-	-	-	-	-	
1992-93	PITTSBURGH	NHL	42	3	13	16	29	2	0	0	1	28	11	2	1	3	2
	Cleveland	IHL	4	4	3	7	0	-	-	-	-	-	-	-	-	-	
1993-94	PITTSBURGH	NHL	84	30	34	64	24	2	0	6	130	6	1	0	1	2	
1994-95	Interconex Plzen	Czech	19	10	11	21	18	-	-	-	-	-	-	-	-	-	
	PITTSBURGH	NHL	31	4	12	16	16	0	0	0	0	36	-	-	-	-	
	Ottawa	NHL	6	1	1	2	0	-1	0	0	0	13	-	-	-	-	
1995-96	Ottawa	NHL	43	9	16	25	29	-14	5	0	1	63	-	-	-	-	
	NY Islanders	NHL	22	2	10	12	6	-6	0	0	0	18	-	-	-	-	
	Florida	NHL	12	2	4	6	6	1	1	0	0	17	13	2	2	4	2
1996-97	Florida	NHL	55	7	22	29	12	9	2	0	1	94	4	0	0	0	0
1997-98	Czech Olympic		6	1	2	3	0	-	-	0	-	-	-	-	-	-	
	PITTSBURGH	NHL	75	19	23	42	28	-1	4	3	4	117	6	2	0	2	2
1998-99	PITTSBURGH	NHL	80	35	48	83	26	12	5	4	4	177	13	6	9	15	6
	NHL TOTALS		450	112	183	295	176	26	19	7	17	683	53	13	12	25	14
	PGH TOTALS		312	91	130	221	123	37	11	7	15	488	36	11	10	21	12

MILESTONES

Achieved:

400th game (12/22/98 vs Los Angeles)

200th point (3/7/98 vs Philadelphia)

100th goal (1/30/99 vs Boston)

100th assist (12/10/96 at Philadelphia)

First NHL Game: 11/7/92 at Toronto

First NHL Point: 11/10/92 an assist at Minnesota

First NHL Goal: 2/10/93 at NY Rangers (Mike Richter)

Most Goals, Game: 3 – three times – last – 11/28/98 at Montreal

Most Assists, Game: 3 – three times – last – 12/22/96 at NY Rangers

Most Points, Game: 4 – four times – last – 3/13/99 vs Philadelphia (2g,2a)

Most Penalty Minutes, Game: 15 – two times – last – 12/31/95 vs Tampa Bay

Within Reach (Current Total):

500th game (450)

200th assist (183)

300th point (295)

HIGHLIGHTS


1999-99: Tied for 11th in league scoring with 83 points... Tied for 17th in the league with 35 goals, tied for 15th with 48 assists, tied for fourth with four short-handed goals and tied for second with six short-handed points... Set career highs in goals, assists and points... Ranked second on the team in goals, assists and points... Led the team in short-handed goals, tied for fifth with a plus-12 rating, tied for third with four game-winning goals, was third with 212 shots on goal, tied for fourth with 59 blocked shots and ranked 11th with 75 hits... Had 24 multi-point games (15 two-point games, 7 – three-point games, 2 four-point games)... Tied his career high with four points Dec. 30 vs Florida (2+2) and Mar. 13 vs Philadelphia (2+2)... Recorded his third career hat trick Nov. 28 at Montreal... Notched his 200th point with the Penguins Feb. 26 at Dallas with his second goal of the game... Scored his 100th goal Jan. 30 vs Boston... Played in his 400th game Dec. 22 vs Los Angeles... Had a point in 48 of his 80 games (60.0%)... Had three four-game point streaks: Dec. 12-19 (1+3-4); Feb. 25-Mar. 3 (5+1-6) and Mar. 28-Apr. 3 (0+6-6)... Also had six three-game point streaks... Was a plus or even player in 59 of his 80 games (73.8%)... Made his first appearance in the NHL All-Star Game, playing for the World Team Jan. 24 in Tampa Bay... Collected 45 points (18+27) in 40 home games, 38 points (17+21) in 40 road games, 22 points (5+17) on the power play and 16 points (5+11) in 20 games vs the Atlantic Division, ranking second to Jaromir Jagr in all categories... Missed two games due to a shoulder injury... **PLAYOFFS:** Led the team in goals (6), assists (9) and points (15), playing in all 13 games... Set career playoff highs in goals, assists and points... Tied for eighth in the league in points, tied for 12th in goals and tied for 10th in assists... Notched his first playoff hat trick in Game Three vs New Jersey Apr. 25... Was one of only two hat tricks in the entire playoffs (Steve Yzerman vs Anaheim Apr. 21)... Led the team with 11 points (6+5) in the Eastern Conference Quarterfinals vs New Jersey... Had two three-game point streaks: Games 2-4 vs New Jersey Apr. 24-27 (4+2-6) and Games 2-4 vs Toronto May 9-13 (0+3-3)... Was his sixth playoff appearance, fourth with the Penguins. **CAREER:** Ranked fifth on the team with 42 points in 75 games in **1997-98**... Led the team with three short-handed goals and tied for seventh in the league with six short-handed points... Notched his second career hat trick Apr. 18 vs Boston... Posted points in a season-high four straight games from Mar. 7-14, recording six points (4+2)... Also had two three-game point streaks... Had 10 multiple point games on the season, including three multiple goal games... Notched his 100th point as a Penguin on Oct. 11 vs Carolina... Played in his 200th game with the Penguins Jan. 24 vs Boston... Collected his 200th career point (a goal) Mar. 7 vs Philadelphia... Recorded three points (1+2) in six games with the Czech Republic Olympic Team, winning a gold medal at the 1998 Winter Olympics at Nagano, Japan... Missed seven games due to a broken foot suffered Dec. 29 vs the New York Islanders... Scored two goals in the playoffs vs Montreal, appearing in all six games... Scored one goal, short-handed, in Game Four Apr. 29 and Game Five May 1... Recorded 29 points (7+22) in 55 games with Florida in **1996-97**... Tied for seventh on the team in assists and tied for ninth in points... Notched his 100th career assist Dec. 10 at Philadelphia... Played in one game for the Czech Republic in the 1996 World Cup of Hockey... Played in one regular season game after March 5 due to recurring groin problems... Played in four of five playoff games for the Panthers and was scoreless... Played in 77 total games in **1995-96** with Ottawa, the New York Islanders and Florida... Had 25 points (9+16) in 43 games with Ottawa before being traded to the Islanders... Attempted the second penalty shot in Florida history Apr. 23 at Ottawa, but failed to score against Damian Rhodes... Played in 13 of the Panthers' 22 playoff games, recording four points (2+2)... Scored both of his goals in the Eastern Conference Finals vs the Penguins... Began the **1994-95** season with the Penguins, collecting 16 points (4+12) in 31 games before being traded to Ottawa Apr. 7... Had two points (1+1) in six games with Ottawa, missing the last eight games of the season with a sprained knee... Recorded 64 points (30+34) in a career high 84 games in **1993-94** with the Penguins... Led the team with a plus-24 rating, ranked fourth in goals and sixth in points... Notched his first NHL hat trick Mar. 8 vs Boston... Had two seven-game scoring streaks... In his rookie season, **1992-93**, tallied 16 points (3+13) in 42 games... Scored two of his three goals vs the New York Rangers, including his first NHL goal Feb. 10 vs Mike Richter... Played two full seasons, **1990-91** and **1991-92**, with Skoda Plzen in the Czech Republic, recording 86 points (34+52) in 97 games... Spends his off-season in the Czech Republic.

TRANSACTIONS

Drafted by Pittsburgh in the first round (19th overall) of 1992 Entry Draft.

Traded to Ottawa for Norm Maciver and Troy Murray, Apr. 7, 1995. Traded to NY Islanders by Ottawa with Don Beaupre and Bryan Berard for Damian Rhodes and Wade Redden, Jan. 23, 1996. Claimed on waivers by Florida from NY Islanders, Mar. 15, 1996.

Signed as a free agent by Pittsburgh, Aug. 7, 1997.




VS. NHL

Team	GP	G	A	PTS	PM
Anaheim	11	3	6	9	8
Boston	22	11	11	22	8
Buffalo	26	3	9	12	8
Calgary	10	3	8	11	2
Carolina	25	7	12	19	10
Chicago	10	1	3	4	2
Colorado	18	7	4	11	4
Dallas	11	4	4	8	4
Detroit	11	2	7	9	2
Edmonton	12	0	4	4	0
Florida	18	8	7	15	6
Los Angeles	11	1	3	4	6
Montreal	26	5	8	13	6
Nashville	2	0	0	0	2
New Jersey	24	3	10	13	27
NY Islanders	25	1	14	15	12
NY Rangers	33	11	14	25	2
Ottawa	24	4	7	11	18
Philadelphia	24	9	11	20	8
Phoenix	12	1	1	2	0
Pittsburgh	8	2	0	2	6
San Jose	9	1	5	6	0
St. Louis	8	1	3	4	0
Tampa Bay	27	11	15	26	25
Toronto	11	4	4	8	2
Vancouver	9	5	4	9	2
Washington	23	4	9	13	6
TOTALS	450	112	183	295	176

CENTER

#13 german TITOV

Height: 6'1" 203 lbs.
Shoots: Left
Age: 33
Born: Moscow, Russia,
October 15, 1965



TITOV

YEAR	CLUB	LEAGUE	Regular Season											Playoffs				
			GP	G	A	PTS	PIM	±	PP	SH	GW	S	GP	G	A	PTS	PIM	
1982-83	Khimik	SNL	16	0	2	2	4	-	-	-	-	-	-	-	-	-	-	-
1983-84	Did Not Play																	
1984-85	Did Not Play																	
1985-86	Did Not Play																	
1986-87	Khimik	SNL	23	1	0	1	10	-	-	-	-	-	-	-	-	-	-	-
1987-88	Khimik	SNL	39	6	5	11	10	-	-	-	-	-	-	-	-	-	-	-
1988-89	Khimik	SNL	44	10	3	13	24	-	-	-	-	-	-	-	-	-	-	-
1989-90	Khimik	SNL	44	6	14	20	19	-	-	-	-	-	-	-	-	-	-	-
1990-91	Khimik	SNL	45	13	11	24	28	-	-	-	-	-	-	-	-	-	-	-
1991-92	Khimik	SNL	42	18	13	31	35	-	-	-	-	-	-	-	-	-	-	-
1992-93	TPS	Finland	47	25	19	44	49	-	-	-	-	-	-	12	5	12	17	10
1993-94	Calgary	NHL	76	27	18	45	28	20	8	3	2	153	7	2	1	3	4	
1994-95	Calgary	NHL	40	12	12	24	16	6	3	2	3	88	7	5	3	8	10	
1995-96	Calgary	NHL	82	28	39	67	24	9	13	2	2	214	4	0	2	2	0	
1996-97	Calgary	NHL	79	22	30	52	36	-12	12	0	4	192	-	-	-	-	-	
1997-98	Calgary	NHL	68	18	22	40	38	-1	6	1	2	133	-	-	-	-	-	
1998-99	PITTSBURGH	NHL	72	11	45	56	34	18	3	1	3	113	11	3	5	8	4	
	NHL TOTALS		417	118	166	284	176	40	45	9	16	893	29	10	11	21	18	
	PGH TOTALS		72	11	45	56	34	18	3	1	3	113	11	3	5	8	4	

MILESTONES

Achieved:

400th game (2/26/99 at Dallas)
 200th point (12/3/97 vs Detroit)
 100th goal (1/3/98 at St. Louis)
 100th assist (10/12/97 at Detroit)
First NHL Game: 10/5/93 vs NY Islanders
First NHL Point: 10/9/93 an assist vs Vancouver
First NHL Goal: 10/23/93 vs Boston (Jon Casey)
Most Goals, Game: 3 – 12/22/96 vs Phoenix;
 2/4/95 vs Toronto
Most Assists, Game: 4 – 1/16/96 at Los Angeles
Most Points, Game: 5 – 1/16/96 at Los Angeles
 (1g,4a)
Most Penalty Minutes, Game: 4 – six times –
 last – 12/26/98 vs Ottawa

Within Reach (Current Total):

200th assist (166)
 300th point (284)

HIGHLIGHTS

1998-99: Set a career-high with 45 assists, which tied for 20th in the league... Ranked third on the Penguins in assists, points (56) and power play points (19)... Led the team with a plus-18 rating and was plus or even in 57 of his 72 games (79.2%)... Was a season-high plus-4 Jan. 30 vs Boston and Feb. 15 vs Washington... Had a season-high six-game point streak from Jan. 7-18, recording nine points (3+6)... Also had a five-game streak (Oct. 28-Nov. 5 – 1+5-6), and a four-game streak (Mar. 20-25 – 1+5-6)... Had assists in four consecutive games twice, Oct. 30-Nov. 5 (5 assists) and Jan. 13-18 (5 assists)... Collected a season-high four points (2+2) Feb. 15 vs Washington... Tallied a season-high three assists Feb. 28 at Washington... Had 13 multi-point games (1 – four points, 3 – three points, 9 – two points)... Recorded 29 points at home (5+24) in 37 games, 27 points (6+21) in 35 road games and nine points (3+6) in 17 games vs Atlantic Division opponents... Nineteen of his points (3+16) came on the power play... Played in his 400th NHL game Feb. 26 at Dallas... Missed nine games due to injury (hamstring - 6, knee -2, finger)... **PLAYOFFS:** Ranked fifth on the team with eight points (3+5) in 11 games, tying his career playoff high... Led the team with a plus-4 rating... Had a four-game point streak from May 2-9, recording five points (3+2)... Scored goals in three straight games from May 4-9... Collected six points (1+5) in the Eastern Conference Quarterfinals vs New Jersey, recording two assists in Game Three Apr. 25 and in Game Six May 2... Missed Games Three and Four vs Toronto with back spasms... Was his fourth appearance in the NHL post-season. **CAREER:** Ranked fifth on the Flames with 40 points (18+22) in 68 games in 1997-98... His 18 goals ranked fourth on the team, and he tied for second with six power play goals... Tied his career-high with a nine-game point streak from Dec. 1-18, recording nine points (6+3)... Also had three three-game point streaks... Had seven multi-point games, including one multiple-goal game (two goals Jan. 20 at Los Angeles)... Tied for second on the team with two game-winning goals... Had 133 shots on goal to rank sixth on the team... Registered his 100th assist Oct. 12 at Detroit... Collected his 200th point Dec. 3 vs Detroit and his 100th career goal Jan. 3 at St. Louis... Scored one goal in six games for Russia, winning a silver medal at the 1998 Winter Olympics at Nagano, Japan... Ranked third on the Flames in scoring in 1996-97 with 52 points (22+30) in 79 games... Led the Flames with 12 power play goals and 25 power play points... Had nine multiple-point games, including a four point effort (3+1) Dec. 22 at Phoenix... Tied for second on the team with four game-winning goals... Set career highs in 1995-96 in games played (82), goals (28) and points (67)... Was the only Flame to play in all 82 games... Ranked second on the team in goals, assists (39), points, power play goals (13), power play points (27) and short-handed points (6)... Set a career-high for points in a game, collecting five (1+4) Jan. 16 at Los Angeles... Picked up two assists in four games in the 1996 playoffs... Tallied 24 points (12+12) in 40 games in 1994-95 to rank seventh on the Flames... Three of his goals came on the power play, two were short-handed and three were game-winning goals... Ranked third on the Flames in playoff scoring with eight points (5+3) in seven games... Scored 27 goals in his rookie campaign, 1993-94, fifth among first year players... Did not qualify as a rookie due to age restriction... Ranked sixth among Flames goal scorers... Scored eight power play goals, three short-handed and two game-winning goals... Played in his first NHL game on October 5 vs the New York Islanders... Collected his first career point, an assist, on October 9 vs Vancouver... Scored the first goal of his career on October 23 vs Boston (Jon Casey)... Recorded three points (2+1) in seven games in the 1994 playoffs... Played the 1992-93 season with TPS Turku (Finland), finishing second on the team in scoring with 44 points (25+19) in 47 games... Led all playoff scorers with 17 points (5+12) in 12 games, as Turku won the Finnish national championship... Played on the 1993 Russian gold-medal winning team at the World Championships, recording six points (4+2) in eight games, including two goals vs Canada in the semi-finals... Played six seasons (1986-87 to 1991-92) with Khimik in the Soviet national league, playing in 237 games, collecting 100 points (54+46) and 126 penalty minutes... Won a bronze medal at the 1989 League championships, and a silver medal in 1988... Began his career with Khimik in 1982-83, tallying two assists in 16 games... Quit for three seasons at the age of 17, but returned to Khimik for the 1986-87 season... German and his wife, Tatjana, have three daughters, including twins born in the summer of 1995... They spend most of their off-seasons in Calgary.

TRANSACTIONS

Drafted by Calgary in the 10th round (252nd overall) of 1993 Entry Draft.

Traded by Calgary to Pittsburgh with Todd Hlushko for Ken Wregget and Dave Roche on June 17, 1998.



VS. NHL

TEAM	GP	G	A	PTS	PIM
Anaheim	28	7	10	17	14
Boston	10	4	4	8	2
Buffalo	10	3	4	7	4
Calgary	2	1	0	1	0
Carolina	12	4	6	10	2
Chicago	19	6	7	13	8
Colorado	19	8	8	16	14
Dallas	22	4	7	11	10
Detroit	20	3	4	7	2
Edmonton	26	9	12	21	14
Florida	13	1	3	4	0
Los Angeles	27	9	15	24	16
Montreal	10	3	1	4	4
Nashville	2	0	1	1	2
New Jersey	13	4	2	6	4
NY Islanders	12	1	3	4	4
NY Rangers	9	1	4	5	0
Ottawa	10	1	5	6	8
Philadelphia	12	1	7	8	2
Phoenix	19	10	6	16	10
Pittsburgh	6	4	3	7	0
San Jose	24	4	12	16	6
St. Louis	21	10	11	21	12
Tampa Bay	11	1	5	6	4
Toronto	23	6	6	12	10
Vancouver	26	8	13	21	16
Washington	11	5	7	12	8
TOTALS	417	118	166	284	176

DEFENSE

#5 brad
WERENKA

HT/WT: 6'1" 218 lbs.

Shoots: Left

Age: 30

Born: Two Hills, Alberta,
February 12, 1969

WERENKA

Year	Club	League	Regular Season											Playoffs				
			GP	G	A	PTS	PIM	+/-	PP	SH	GW	S	GP	G	A	PTS	PIM	
1986-87	N. Michigan	WCHA	30	4	4	8	35	-	-	-	-	-	-	-	-	-	-	
1987-88	N. Michigan	WCHA	34	7	23	30	26	-	-	-	-	-	-	-	-	-		
1988-89	N. Michigan	WCHA	28	7	13	20	16	-	-	-	-	-	-	-	-	-		
1989-90	N. Michigan	WCHA	8	2	5	7	8	-	-	-	-	-	-	-	-	-		
1990-91	N. Michigan	WCHA	47	20	43	63	36	-	-	-	-	-	-	-	-	-		
1991-92	Cape Breton	AHL	66	6	21	27	95	-	-	-	-	-	5	0	3	3	6	
1992-93	Edmonton	NHL	27	5	4	9	24	1	0	1	1	38	-	-	-	-		
	Canadian Natl.		18	3	7	10	10	-	-	-	-	-	-	-	-	-		
	Cape Breton	AHL	4	1	1	2	4	-	-	-	-	-	16	4	17	21	12	
1993-94	Edmonton	NHL	15	0	4	4	14	-1	0	0	0	11	-	-	-	-		
	Cape Breton	AHL	25	6	17	23	19	-	-	-	-	-	-	-	-	-		
	Canadian Olympic		8	2	2	4	8	-	-	-	-	-	-	-	-	-		
	Quebec	NHL	11	0	7	7	8	4	0	0	0	17	-	-	-	-		
	Cornwall	AHL	-	-	-	-	-	-	-	-	-	-	12	2	10	12	22	
1994-95	Milwaukee	IHL	80	8	45	53	161	-	-	-	-	-	15	3	10	13	36	
1995-96	Chicago	NHL	9	0	0	0	8	-2	0	0	0	2	-	-	-	-		
	Indianapolis	IHL	73	15	42	57	85	-	-	-	-	-	5	1	3	4	8	
1996-97	Indianapolis	IHL	82	20	56	76	83	-	-	-	-	-	4	1	4	5	6	
1997-98	PITTSBURGH	NHL	71	3	15	18	46	15	2	0	0	50	6	1	0	1	8	
1998-99	PITTSBURGH	NHL	81	6	18	24	93	17	1	0	4	77	13	1	1	2	6	
	NHL TOTALS		214	14	47	61	193	34	3	1	5	188	19	2	1	3	14	
	PGH TOTALS		152	9	33	42	139	32	3	0	4	120	19	2	1	3	14	

MILESTONES

Achieved:

200th game (3/17/99 at Tampa Bay);
100th game (1/22/98 at New Jersey)
First NHL Game: 1/7/93 at Chicago
First NHL Point: 1/9/93 an assist at Washington
First NHL Goal: 1/13/93 vs Winnipeg (Bob
Essensa)
Most Goals, Game: 1 – 14 times – last – 3/30/99
vs Ottawa)
Most Assists, Game: 2 – seven times – last –
2/9/99 vs Montreal
Most Points, Game: 3 – 11/21/98 vs Tampa Bay
(1g,2a)
Most Penalty Minutes, Game: 12 – 12/30/98 vs
Florida

Within Reach (Current Total):

100th point (61)

HIGHLIGHTS

1998-99: Set career highs in games played (81), goals (6), assists (18), points (24), penalty minutes (93) and plus/minus (+17)...Four of his goals were game-winners, which tied for third on the team...Ranked second on the team among defensemen in points...Ranked second in penalty minutes and tied for second in plus/minus...Was a plus or even player in 65 of his 81 games (80.2%), and has been a plus or even player in 123 of his 152 games as a Penguin (80.9%)...Was a season-high plus-3 Nov. 19 at Tampa Bay and Jan. 28 vs Toronto...Led the Penguins with 120 blocked shots which tied for 24th in the league...Tied for second on the team with 115 hits...Recorded a career-high three points (1+2) Nov. 21 vs Tampa Bay...Also had three two-point games on the season...Played in his 200th NHL game Mar. 17 at Tampa Bay...Collected 18 points (3+15) at home in 41 games, six points (3+3) in 40 road games and seven points (1+6) in 20 games vs the Atlantic Division...Missed one game (Mar. 28 at Buffalo) due to NHL suspension for high-sticking...**PLAYOFFS:**

Appeared in all 13 games, totaling two points (1+1)...Tallied his first playoff assist in Game Two at New Jersey Apr. 24...Added a goal in Game Four vs Toronto May 13...Was his second appearance in the NHL playoffs. **CAREER:** Registered 18 points (3+15) in 71 games in **1997-98**...Tied for second on the team with a plus-15 rating...Ranked third among Penguins defensemen in assists and points...Was second on the team in blocked shots with 102...Played in his 100th career NHL game Jan. 22 at New Jersey...Was a season high plus-three Nov. 15 vs Toronto, Nov. 26 vs Carolina and Dec. 6 vs Anaheim...Missed 11 games due to injury (ankle-10, shoulder)...Played in all six playoff games vs Montreal, scoring his first career playoff goal in Game One, a short-handed goal, on April 23...Was also his first career playoff game...Played in 82 games with Indianapolis (IHL) in **1996-97**, recording 76 points (20+56)...Won the Governors' Trophy as the IHL's best defenseman, was named a first team All-Star and was the top scoring defenseman in the league...Also won the IHL's Ironman Award, presented to the league's "best two-way player who performed in all games"...Led the Ice in playoff scoring with five points (1+4) in four games...Appeared in nine games with Chicago, recording no points and eight penalty minutes in **1995-96**...Tied for the team lead among Indianapolis (IHL) defensemen with 57 points (15+42) in 73 games...Played in 80 games with Milwaukee (IHL) in **1994-95**, collecting 53 points (8+45) and 161 penalty minutes...Notched 13 points (3+10) in 15 playoff games...Tallied four assists in 15 games with Edmonton in **1993-94**...Was traded to Quebec Mar. 21, 1994 and posted seven assists in 11 games with the Nordiques...Scored five goals in **1992-93** in 27 games with Edmonton...Added three assists for eight points...Also played 18 games with the Canadian National Team and four with Cape Breton (AHL)...Played five seasons at Northern Michigan (WCHA) from **1986-91**, recording 128 points (40+88) in 147 games...Was a finalist for the Hobey Baker Award as a senior in **1990-91**, after tallying 63 points (20+43) in 47 games for the Wildcats...His 63 points led the country in scoring among defensemen and led Northern Michigan to the 1991 NCAA Championship...Brad and his wife, Candi, have two sons, Orland and Oakley.

TRANSACTIONS

Drafted by Edmonton in the second round (42nd overall) of 1987 Entry Draft. Traded to Quebec by Edmonton for Steve Passmore, Mar. 21, 1994. Signed as a free agent by Chicago, July 20, 1995. **Signed as a free agent by Pittsburgh, July 30, 1997.**



VS. NHL

TEAM	GP	G	A	PTS	PIM
Anaheim	4	0	0	0	4
Boston	13	0	3	3	16
Buffalo	11	0	2	2	4
Calgary	7	1	1	2	10
Carolina	14	2	4	6	11
Chicago	3	0	0	0	0
Colorado	8	0	2	2	8
Dallas	4	1	0	1	2
Detroit	5	0	1	1	6
Edmonton	3	0	1	1	6
Florida	13	0	4	4	20
Los Angeles	9	0	0	0	6
Montreal	12	0	4	4	6
Nashville	2	0	0	0	0
New Jersey	11	0	5	5	4
NY Islanders	10	1	3	4	4
NY Rangers	11	1	1	2	8
Ottawa	11	1	2	3	10
Philadelphia	10	1	1	2	10
Phoenix	8	2	2	4	4
Pittsburgh	3	1	0	1	4
San Jose	8	1	1	2	4
St. Louis	4	0	1	1	2
Tampa Bay	11	1	3	4	30
Toronto	7	1	2	3	2
Vancouver	2	0	1	1	4
Washington	10	0	3	3	8
TOTALS	214	14	47	61	193

WERENKA

CENTER

#29 tyler WRIGHT

HT/WT: 5'11" 187 lbs.

Shoots: Right


Age: 26

Born: Kamsack,

Saskatchewan

1973

WRIGHT



Year	Club	League	Regular Season											Playoffs				
			GP	G	A	PTS	PIM	+/-	PP	SH	GW	S	GP	G	A	PTS	PIM	
1989-90	Swift Current	WHL	67	14	18	32	119	-	-	-	-	-	4	0	0	0	12	
1990-91	Swift Current	WHL	66	41	51	92	157	-	-	-	-	-	3	0	0	0	6	
1991-92	Swift Current	WHL	63	36	46	82	295	-	-	-	-	-	8	2	5	7	16	
1992-93	Swift Current	WHL	37	24	41	65	76	-	-	-	-	-	17	9	17	26	*49	
1993-94	Edmonton	NHL	7	1	1	2	19	-4	0	0	0	7	-	-	-	-	-	
	Edmonton	NHL	5	0	0	0	4	-3	0	0	0	2	-	-	-	-	-	
1994-95	Cape Breton	AHL	65	14	27	41	160	-	-	-	-	-	5	2	0	2	11	
	Edmonton	NHL	6	1	0	1	14	1	0	0	0	6	-	-	-	-	-	
1995-96	Cape Breton	AHL	70	16	15	31	184	-	-	-	-	-	-	-	-	-	-	
	Edmonton (b)	NHL	23	1	0	1	33	-7	0	0	0	18	-	-	-	-	-	
1996-97	PITTSBURGH	NHL	45	2	2	4	70	-7	0	0	2	30	-	-	-	-	-	
	Cleveland	IHL	10	4	3	7	34	-	-	-	-	-	14	4	2	6	44	
1997-98	PITTSBURGH	NHL	82	3	4	7	112	1	0	0	0	46	6	0	1	1	4	
1998-99	PITTSBURGH	NHL	61	0	0	0	90	-2	0	0	0	16	13	0	0	0	19	
	NHL TOTALS		229	8	7	15	342	-21	0	0	2	125	19	0	1	1	23	
	PGH TOTALS		188	5	6	11	272	-8	0	0	2	92	19	0	1	1	23	

MILESTONES

Achieved

200th game (1/26/99 vs Carolina)

First NHL Game: 10/10/92 at Vancouver

First NHL Goal/Point: 10/10/92 at Vancouver
(Kirk McLean)

Most Goals, Game: 2 – 10/3/97 at Carolina

Most Assists, Game: 1 – seven times – last –
2/4/98 vs Washington

Most Points, Game: 2 – 10/3/97 at Carolina (2g)

Most Penalty Minutes, Game: 34 – 12/21/98 at
Toronto

Within Reach (Current Total):

300th game (229)

HIGHLIGHTS

1998-99: Played in 61 games, the second-highest total of his career... Ranked third on the team with 90 penalty minutes... Ranked 13th on the team with 57 hits... Ranked third on the team in face-off win percentage, winning 47% of his face-offs... Played in his 200th career game Jan. 26 vs Carolina... Was a plus or even player in 56 of his 61 games (91.8%) and finished the season minus-2... Played in 30 consecutive games from Dec. 12 to Feb. 19, his longest stretch of the season... Played in 33 games at home, 28 on the road and in 17 vs the Atlantic Division... Set a single-game high with 34 penalty minutes Dec. 21 at Toronto... Did not miss a game due to injury for the second consecutive year... **PLAYOFFS:** Played in all 13 games, going scoreless... Tied for second on the team with 19 penalty minutes... Was his second appearance in the NHL playoffs, both with the Penguins.

CAREER: Played in a career-high 82 games in **1997-98**, one of only two players to do so (Rob Brown)... Set career-highs in goals (3), assists (4), points (7) and penalty minutes (112)... His 112 penalty minutes ranked third on the team... Set a single-game high, notching two goals Oct. 3 at Carolina... Played in his 100th NHL game Oct. 28 at Calgary... Played in his 100th game with the Penguins Feb. 2 vs the Islanders... Made his playoff debut Apr. 23 vs Montreal... Tallied an assist on Eddie Olczyk's short-handed game-winning goal in Game Four Apr. 29, his first career playoff point... Played in 45 games with the Penguins in **1996-97**... Also played 10 games with Cleveland of the International Hockey League... Spent the **1995-96** season with Edmonton, appearing in 23 games, picking up one goal and 33 penalty minutes... Played most of the **1994-95** season with Cape Breton of the American Hockey League... Picked up 184 penalty minutes to rank second on the team... Played in six games with Edmonton... In **1993-94**, played five game with Edmonton... Played 65 games with Cape Breton... Played four seasons, **1989-93**, with Swift Current of the Western Hockey League... Collected 271 points (115+156) and 647 penalty minutes in 233 games... Named Swift Current's MVP in **1990-91**... Played for Team Canada at the 1992 and 1993 World Junior Championships, winning a gold medal at Sweden in 1993... Tyler and his wife, Christie, had a daughter, Kennedy last May.

TRANSACTIONS

Drafted by Edmonton in the first round (12th overall) of the 1991 Entry Draft. **Traded to Pittsburgh by Edmonton for Pittsburgh's seventh round choice in the 1991 Entry Draft, June 22, 1996.**



VS. NHL

Team	GP	G	A	PTS	PIM
Anaheim	6	0	0	0	6
Boston	12	1	0	1	22
Buffalo	13	0	1	1	22
Calgary	8	0	0	0	18
Carolina	12	2	0	2	13
Chicago	6	0	0	0	6
Colorado	4	0	2	2	9
Dallas	5	0	0	0	5
Detroit	7	0	1	1	4
Edmonton	4	0	0	0	2
Florida	12	0	0	0	16
Los Angeles	7	0	0	0	4
Montreal	13	0	0	0	15
Nashville	2	0	0	0	2
New Jersey	9	0	0	0	4
NY Islanders	9	0	0	0	12
NY Rangers	13	0	0	0	4
Ottawa	13	0	0	0	28
Philadelphia	12	0	1	1	7
Phoenix	10	2	0	2	19
San Jose	6	1	1	2	17
St. Louis	8	1	0	1	4
Tampa Bay	11	0	0	0	28
Toronto	7	0	0	0	51
Vancouver	10	1	0	1	16
Washington	10	0	1	1	8
TOTALS	229	8	7	15	342

#15 robert DOME

HT/WT: 6'0" 210 lbs.
 Shoots: Left
 Age: 20
 Born: Skalica, Slovakia, January 29, 1979



TRANSACTIONS

Drafted by Pittsburgh in the first round (17th overall) of the 1997 Entry Draft

MILESTONES

- Within Reach (Current Total):**
100th game (44)
- First NHL Game:** 10/1/97 vs Los Angeles
- First NHL Goal/Point:** 12/10/97 at Anaheim
(Mikhail Shtalenkhov)
- Most Goals, Game:** 1 – five times – last – 4/5/98 at Florida
- Most Assists, Game:** 1 – 1/3/98 vs Colorado; 3/11/98 vs Calgary
- Most Points, Game:** 2 – 1/3/98 vs Colorado (1g,1a)
- Most Penalty Minutes, Game:** 10 – 4/7/98 vs Phoenix

HIGHLIGHTS

1998-99: Began the season with Syracuse (AHL) where he played in 48 games...Ranked fifth on the Crunch with 35 points...Scored 18 goals to rank second on the team...Was assigned to Houston of the IHL by the Penguins Mar. 3...Appeared in 20 games with the Aeros...Did not play in the Turner Cup Playoffs.
CAREER: Played in 30 games with the Penguins in his rookie season in **1997-98**...Scored his first NHL goal Dec. 10 at Anaheim...Ranked fifth in scoring for Syracuse of the American Hockey League with 46 points, despite playing in only 36 games...Ranked fourth on the team with 21 goals...Represented Syracuse in the AHL All-Star Game...Split the **1996-97** season between Long Beach and Las Vegas in the International Hockey League...Finished the season in Las Vegas...Began playing in the IHL at the age of 16 in **1995-96** with Utah...Played in 56 games...Played in the Slovak Junior League in **1994-95** with Duklai...Picked up 79 points in 36 games.

VS. NHL

Team	GP	G	A	PTS	PIM
Anaheim	1	1	0	1	0
Boston	-	-	-	-	-
Buffalo	2	0	0	0	2
Calgary	1	0	1	1	0
Carolina	2	0	0	0	0
Chicago	-	-	-	-	-
Colorado	2	1	1	2	0
Dallas	1	0	0	0	0
Detroit	-	-	-	-	-
Edmonton	1	0	0	0	0
Florida	1	1	0	1	0
Los Angeles	2	0	0	0	0
Montreal	2	0	0	0	0
Nashville	-	-	-	-	-
New Jersey	1	0	0	0	0
NY Islanders	3	1	0	1	0
NY Rangers	1	0	0	0	0
Ottawa	2	0	0	0	0
Philadelphia	2	0	0	0	0
Phoenix	2	0	0	0	10
San Jose	1	1	0	1	0
St. Louis	1	0	0	0	0
Tampa Bay	2	0	0	0	0
Toronto	-	-	-	-	-
Vancouver	-	-	-	-	-
Washington	-	-	-	-	-
TOTALS	30	5	2	7	12

Year	Club	League	Regular Season					+/-	Playoffs										
			GP	G	A	PTS	PIM		PP	SH	GW	S	GP	G	A	PTS	PIM		
1994-95	Duklai	Slovak Jr.	36	36	43	79	39	-	-	-	-	-	-	-	-	-	-	-	-
1995-96	Utah	IHL	56	10	9	19	28	-	-	-	-	-	-	-	-	-	-	-	-
1996-97	Long Beach	IHL	13	4	6	10	14	-	-	-	-	-	-	-	-	-	-	-	-
	Las Vegas	IHL	43	10	7	17	22	-	-	-	-	-	-	-	-	-	-	-	-
1997-98	Syracuse	AHL	36	21	25	46	77	11	8	0	2	-	-	-	-	-	-	-	-
	PITTSBURGH	NHL	30	5	2	7	12	-1	1	0	0	29	-	-	-	-	-	-	-
1998-99	Syracuse	AHL	48	18	17	35	70	-	-	-	-	-	-	-	-	-	-	-	-
	Houston	IHL	20	2	4	6	24	-	-	-	-	-	-	-	-	-	-	-	-
PGH/NHL TOTALS			30	5	2	7	12	-1	1	0	0	29	-	-	-	-	-	-	-

andrew FERENCE



HT/WT: 5-10, 190

Shoots: Left

Age: 20

Born: Edmonton, Alberta, March 17, 1979

TRANSACTIONS

Pittsburgh's eighth round selection (208th overall) in the 1997 Entry Draft

HIGHLIGHTS **1998-99:** Began the season with Portland (WHL), recording 32 points (11+21) and 104 penalty minutes in 40 games...Tied for seventh on the team in points (32) and was sixth in penalty minutes (104)...Second on the Winterhawks in playoff scoring with five points (1+4) in four games...Appeared in five regular season games with the Kansas City Blades (IHL), recording three points (1+2)...Also made three appearances in the playoffs, going scoreless. **CAREER:** Ranked seventh on Portland with 68 points, second with 57 assists and fourth with 142 penalty minutes in **1997-98**...Led the Winterhawks with a plus-75 rating...Was named to the WHL Western Conference All-Star Team...Second on the team with 20 points (2+18) in 16 playoff games... Eighth on Portland with 44 points (12+32) and fourth with 163 penalty minutes in 72 games during **1996-97**...Seventh on Portland with 40 points (9+31) and fourth with 159 penalty minutes in 72 games during **1995-96**...Drafted by the Penguins in the 1997 NHL Entry Draft (eighth round, 208th overall).

Year	Club	League	Regular Season							Playoffs							
			GP	G	A	PTS	PIM	+/-	PP	SH	GW	S	GP	G	A	PTS	PIM
1995-96	Portland	WHL	72	9	31	40	159	-	-	-	-	-	7	1	3	4	12
1996-97	Portland	WHL	72	12	32	44	163	-	-	-	-	-	6	1	2	3	12
1997-98	Portland	WHL	72	11	57	68	142	-	-	-	-	-	16	2	18	20	28
1998-99	Portland	WHL	40	11	21	32	104	-	-	-	-	-	4	1	4	5	10

hans JONSSON



HT/WT: 6-1, 202

Shoots: Left

Age: 26

Born: Jarved, Sweden, August 2, 1973

TRANSACTIONS

Pittsburgh's 11th round selection (286th overall) in the 1993 Entry Draft.

HIGHLIGHTS **1998-99:** Appeared in 41 games with MoDo (Sweden), recording seven points (3+4)...His 40 penalty minutes ranked fifth on the team...Had six points (2+4) in 13 playoff games...Led the team with 22 penalty minutes in the post-season. **CAREER:** Second among MoDo defensemen with 14 points (8+6) in **1997-98**...Ranked fourth on the team with 40 penalty minutes...Third among defensemen in **1996-97** with 12 points (7+5) in 27 games...Led MoDo defensemen with 15 points (9+6) in 1995-96...His goal, assist and point totals were all career highs...Led the team with 24 penalty minutes in eight post-season games...Third among defensemen with 10 points (4+6) in **1994-95**...Recorded five points (4+1) in 23 games in 1993-94...Appeared in all 40 games for MoDo in **1992-93**, recording four points (2+2)...Made his professional debut in **1991-92** with MoDo, Appearing in six game and posting one assist...Drafted by the Penguins in the 1993 NHL Entry Draft (11th round, 286th overall).

Year	Club	League	Regular Season					Playoffs				
			GP	G	A	PTS	PIM	GP	G	A	PTS	PIM
1991-92	Modo	Sweden	6	0	1	1	0	-	-	-	-	-
1992-93	Modo	Sweden	40	2	2	4	24	-	-	-	-	-
1993-94	Modo	Sweden	23	4	1	5	18	-	-	-	-	-
1994-95	Modo	Sweden	39	4	6	10	30	-	-	-	-	-
1995-96	Modo	Sweden	30	9	6	15	24	8	2	1	3	24
1996-97	Modo	Sweden	27	7	5	12	18	-	-	-	-	-
1997-98	Modo	Sweden	40	8	6	14	40	8	1	1	2	12
1998-99	Modo	Sweden	41	3	4	7	40	13	2	4	6	22

ROZSIVAL

HT/WT: 6-1, 208

Shoots: Right

Age: 21

Born: Vlasim, Czech Republic, September 3, 1978



TRANSACTIONS

Pittsburgh's fourth round selection (105th overall) in the 1996 Entry Draft

HIGHLIGHTS 1998-99: Appeared in 49 games for Syracuse (AHL), posting 25 points (3+22) and 72 penalty minutes in his first professional season...Ranked fourth among Crunch defensemen with points, despite missing much of the season with a knee injury...Tied for fifth on the team with 22 assists. **CAREER:** Ranked third on Swift Current (WHL) in 1997-98 with 69 points in 71 games...Led the Broncos with 55 assists, and was sixth with 122 penalty minutes...Third among Swift Current defensemen in 1996-97 with 39 points (8+31) in 63 games...Recorded seven points (3+4) in 36 games with Jihlava in the Czech Jr. League in 1995-96...Had 21 points (8+13) in 31 games with Jihlava in 1994-95... Drafted by the Penguins in the 1996 NHL Entry Draft (fourth round, 105th overall).

Year	Club	League	Regular Season										Playoffs				
			GP	G	A	PTS	PIM	+/-	PP	SH	GW	S	GP	G	A	PTS	PIM
1994-95	Jihlava	Czech Jr.	31	8	13	21	--	--	--	--	--	--	--	--	--	--	--
1995-96	Jihlava	Czech Jr.	36	3	4	7	--	--	--	--	--	--	--	--	--	--	
	Czech 78	Euro Jr.	5	0	1	1	10	--	--	--	--	--	--	--	--	--	
1996-97	Swift Current	WHL	63	8	31	39	80	--	--	--	--	--	--	--	--	--	
1997-98	Swift Current	WHL	71	14	55	69	122	--	--	--	--	--	--	--	--	--	
1998-99	Syracuse	AHL	49	3	22	25	72	--	--	--	--	--	--	--	--	--	

SKRBK

HT/WT: 6-3, 213

Shoots: Left

Age: 21

Born: Kladno, Czech Republic, August 8, 1978



TRANSACTIONS

Pittsburgh's second round selection (28th overall) in the 1996 Entry Draft.

VS. NHL

MILESTONES

First NHL Game: 3/28/99 st Buffalo

Most Penalty Minutes, Game: 2 - 4/1/99 at Ottawa

Team	GP	G	A	PTS	PIM
Buffalo	1	0	0	0	0
New Jersey	1	0	0	0	0
Ottawa	2	0	0	0	2

HIGHLIGHTS 1998-99: Played four games with the Penguins going scoreless with a plus-2 rating...Recorded 22 points (6+16) in 64 games with Syracuse (AHL) last season...Was fifth among Syracuse defensemen in points. **CAREER:** Was 12th on Kladno (Czech Rep.) with 14 points (4+10) in 1997-98...Third on the team with 126 penalty minutes...Had six points (1+5) in 35 games with Kladno in 1996-97...Played two seasons with Kladno in the Czech Jr. League (1994-96) tallying 35 points (17+18) in 58 games...Drafted by the Penguins in the 1996 NHL Entry Draft (second round, 28th overall).

Year	Club	League	Regular Season										Playoffs				
			GP	G	A	PTS	PIM	+/-	PP	SH	GW	S	GP	G	A	PTS	PIM
1994-95	Kladno	Czech Jr.	29	7	6	13	--	--	--	--	--	--	--	--	--	--	
1995-96	Kladno	Czech Jr.	29	10	12	22	--	--	--	--	--	--	--	--	--	--	
	Czech 78	Euro Jr.	5	3	2	5	10	--	--	--	--	--	--	--	--	--	
	Kladno	Czech	13	0	1	1	--	--	--	--	--	--	--	--	--	--	
1996-97	Kladno	Czech	35	1	5	6	--	--	--	--	--	--	--	--	--	--	
1997-98	Kladno	Czech	47	4	10	14	--	--	--	--	--	--	--	--	--	--	
1998-99	Syracuse	AHL	64	6	16	22	38	--	--	--	--	--	--	--	--	--	
	PITTSBURGH	NHL	4	0	0	0	2	2	0	0	0	1	--	--	--	--	
PGH/NHL TOTALS			4	0	0	0	2	2	0	0	0	1	--	--	--	--	

#12 martin SONNENBERG



TRANSACTIONS

Signed as a free agent by
Pittsburgh, Oct. 9, 1998.

HT/WT: 6'0" 184 lbs.
Shoots: Left
Age: 21
Born: Wetaskiwin, Alberta, January 23, 1978

MILESTONES

First NHL Game: 11/21 vs Tampa Bay
First NHL Point: 1/28/99 an assist vs Toronto
First NHL Goal: 2/5/99 vs Florida (Kirk McLean)
Most Goals, Game: 1 – 2/5/99 vs Florida
Most Assists, Game: 1 – 1/28/99 vs Toronto
Most Points, Game: 1 – 2/5/99 vs Florida (1g);
1/28/99 vs Toronto (1a)
Most Penalty Minutes, Game: 15 – 12/30/98 vs
Florida

Within Reach (Current Total):
100th game (44)

HIGHLIGHTS

1998-99: Split his first professional season between the Penguins and Syracuse of the American Hockey League...Made his NHL debut Nov. 21 vs Tampa Bay...Recorded a career-high 15 penalty minutes in his second game, Dec. 30 vs Florida...Picked up his first point, notching an assist Jan. 28 vs Toronto...Scored his first NHL goal Feb. 5 vs Florida's Kirk McLean...Had two points (1+1) in 23 home games, was scoreless in 21 road games and was scoreless in eight games vs the Atlantic Division...Appeared in 37 games with Syracuse, recording 25 points (16+9) and 31 penalty minutes...**PLAYOFFS:** Played in seven of 13 games, going scoreless...Played in his first career playoff game in Game One at New Jersey Apr. 22.
CAREER: Tied for 16th in scoring in the Western Hockey League in **1997-98**, recording 92 points (40+52) in 72 games with Saskatoon...Led Saskatoon in goals, assists and points...Also picked up 87 penalty minutes to rank sixth on the team...Tied for third on the Blades in playoff scoring with four points...Ranked second on Saskatoon in scoring in **1996-97** with 64 points (38+26)...His 38 goals led the team...Played in 58 games with Saskatoon in his first junior season, **1995-96**...Also appeared in three playoff games with the Blades.

VS. NHL

Team	GP	G	A	PTS	PIM
Anaheim	1	0	0	0	0
Boston	2	0	0	0	0
Buffalo	4	0	0	0	0
Calgary	1	0	0	0	0
Carolina	3	0	0	0	2
Chicago	-	-	-	-	-
Colorado	2	0	0	0	0
Dallas	1	0	0	0	2
Detroit	2	0	0	0	0
Edmonton	1	0	0	0	0
Florida	3	1	0	1	15
Los Angeles	1	0	0	0	0
Montreal	3	0	0	0	0
Nashville	1	0	0	0	0
New Jersey	2	0	0	0	0
NY Islanders	2	0	0	0	0
NY Rangers	2	0	0	0	0
Ottawa	2	0	0	0	0
Philadelphia	2	0	0	0	0
Phoenix	2	0	0	0	0
San Jose	1	0	0	0	0
St. Louis	1	0	0	0	0
Tampa Bay	1	0	0	0	0
Toronto	1	0	1	1	0
Vancouver	1	0	0	0	0
Washington	2	0	0	0	0
TOTALS	44	1	1	2	19

Year	Club	League	Regular Season							Playoffs							
			GP	G	A	PTS	PIM	+/-	PP	SH	GW	S	GP	G	A	PTS	PIM
1995-96	Saskatoon	WHL	58	8	7	15	24	--	--	--	--	--	3	0	0	0	2
1996-97	Saskatoon	WHL	72	38	26	64	79	--	--	--	--	--	--	--	--	--	--
1997-98	Saskatoon	WHL	72	40	52	92	87	--	--	--	--	--	6	1	3	4	9
1998-99	Syracuse	AHL	35	14	9	23	31	-22	10	0	1	78	--	--	--	--	--
	PITTSBURGH	NHL	44	1	1	2	19	-2	0	0	0	12	7	0	0	0	0
	PGH/NHL TOTALS		44	1	1	2	19	-2	0	0	0	12	7	0	0	0	0



Greg Crozier

Left Wing

HT: 6'3" WT: 180 lbs.
 Shoots: Left
 Age: 23
 Born: Calgary, Alberta July 6, 1976
 Acquired: Pittsburgh's third round choice (73rd overall) in 1994 Entry Draft

<u>Year</u>	<u>Club</u>	<u>League</u>	<u>GP</u>	<u>G</u>	<u>A</u>	<u>PTS</u>	<u>PIM</u>
1991-92	Amherst	USHS	46	61	47	108	47
1992-93	Lawrence Acad.	USHS	21	22	13	35	9
1993-94	Lawrence Acad.	USHS	18	22	26	48	—
1994-95	Lawrence Acad.	USHS	31	45	32	77	22
1995-96	U. Michigan	CCHA	42	14	10	24	46
1996-97	U. Michigan	CCHA	31	5	15	20	45
1997-98	U. Michigan	CCHA	45	12	10	22	26
1998-99	U. Michigan	CCHA	33	4	5	9	59



Dylan Gyori

Center

HT: 5'11" WT: 190 lbs.
 Shoots: Left
 Age: 20
 Born: Rimbey, Alberta February 20, 1979
 Acquired: Signed as a free agent, August 19, 1999

<u>Year</u>	<u>Club</u>	<u>League</u>	<u>GP</u>	<u>G</u>	<u>A</u>	<u>PTS</u>	<u>PIM</u>
1994-95	Tri-City	WHL	3	0	0	0	0
1995-96	Tri-City	WHL	50	12	13	25	26
1996-97	Tri-City	WHL	72	29	27	56	95
1997-98	Tri-City	WHL	72	33	54	87	81
1998-99	Tri-City	WHL	69	53	65	118	112



Craig Hillier

Goaltender

HT: 6'1" WT: 183 lbs.
 Catches: Left
 Age: 21
 Born: Cole Harbour, Nova Scotia February 28, 1978
 Acquired: Pittsburgh's first round choice (23rd overall) in 1996 Entry Draft

<u>Year</u>	<u>Club</u>	<u>League</u>	<u>GP</u>	<u>W-L-T</u>	<u>MP</u>	<u>GA</u>	<u>SO</u>	<u>AVG.</u>
1994-95	Ottawa	OHL	24	6-7-2	1078	69	1	3.84
1995-96	Ottawa	OHL	44	24-14-3	2439	117	2	2.88
1996-97	Ottawa	OHL	36	23-6-4	2007	89	2	2.66
1997-98	Ottawa	OHL	46	27-12-4	2587	108	6	2.50
1998-99	Syracuse	AHL	36	9-18-6	1919	126	1	3.94



Chris Kelleher

Defense

HT: 6'1" WT: 210 lbs.
 Shoots: Left
 Age: 24
 Born: Cambridge, Massachusetts March 23, 1975
 Acquired: Pittsburgh's fifth round choice (130th overall) in 1993 Entry Draft

<u>Year</u>	<u>Club</u>	<u>League</u>	<u>GP</u>	<u>G</u>	<u>A</u>	<u>PTS</u>	<u>PIM</u>
1994-95	Boston U.	HE	35	3	17	20	62
1995-96	Boston U.	HE	37	7	18	25	43
1996-97	Boston U.	HE	39	10	24	34	54
1997-98	Boston U.	HE	37	4	26	30	40
1998-99	Syracuse	AHL	45	1	4	5	43



Alexei Kolkunov

Center

HT: 6'0" WT: 201 lbs.
 Shoots: Left
 Age: 22
 Born: Belgorod, Russia February 3, 1977
 Acquired: Pittsburgh's sixth round choice (154th overall) in 1995 Entry Draft

<u>Year</u>	<u>Club</u>	<u>League</u>	<u>GP</u>	<u>G</u>	<u>A</u>	<u>PTS</u>	<u>PIM</u>
1994-95	Krylja Sovetov	Russia	7	0	0	0	0
1995-96	Krylja Sovetov	Russia	43	9	3	12	35
1996-97	Krylja Sovetov	Russia	44	9	16	25	36
1997-98	Krylja Sovetov	Russia	20	6	4	10	22
1998-99	Syracuse	AHL	55	5	13	18	20



Milan Kraft

Center

HT: 6'3" WT: 191 lbs.
 Shoots: Right
 Age: 19
 Born: Plzen, Czech Republic January 17, 1980
 Acquired: Pittsburgh's first round choice (23rd overall) in 1998 Entry Draft

<u>Year</u>	<u>Club</u>	<u>League</u>	<u>GP</u>	<u>G</u>	<u>A</u>	<u>PTS</u>	<u>PIM</u>
1996-97	ZKZ Plzen	Czech Jr.	29	24	12	36	—
	ZKZ Plzen	Czech	9	0	1	1	2
1997-98	Plzen	Czech Jr.	24	22	21	43	12
	Plzen	Czech	16	0	5	5	0
1998-99	Prince Albert	WHL	68	40	46	86	32



Alexandre Mathieu
Center

HT: 6'2" WT: 177 lbs.
Shoots: Left
Age: 20
Born: Repentigny, Quebec February 12, 1979
Acquired: Pittsburgh's fourth round choice (97th overall) in 1997 Entry Draft

<u>Year</u>	<u>Club</u>	<u>League</u>	<u>GP</u>	<u>G</u>	<u>A</u>	<u>PTS</u>	<u>PIM</u>
1995-96	Regents de Laval	Midget AAA	44	6	24	30	24
1996-97	Halifax	QMJHL	70	12	22	34	16
1997-98	Halifax	QMJHL	68	35	41	76	52
1998-99	Halifax	QMJHL	69	21	27	48	90



Josef Melichar
Defense

HT: 6'2" WT: 214 lbs.
Shoots: Left
Age: 20
Born: Ceske-Budjovice, Czech January 20, 1979
Acquired: Pittsburgh's third round choice (71st overall) in 1997 Entry Draft

<u>Year</u>	<u>Club</u>	<u>League</u>	<u>GP</u>	<u>G</u>	<u>A</u>	<u>PTS</u>	<u>PIM</u>
1996-97	Budjovice	Czech	41	2	3	5	10
	Czech 79	Europe Jr	6	0	1	1	2
1997-98	Tri City	WHL	67	9	24	33	154
1998-99	Tri City	WHL	65	8	28	36	125



Valentin Morozov
Center

HT: 5'10" WT: 196 lbs.
Shoots: Left
Age: 24
Born: Moscow, Russia June 1, 1975
Acquired: Pittsburgh's sixth round choice (154th overall) in 1994 Entry Draft

<u>Year</u>	<u>Club</u>	<u>League</u>	<u>GP</u>	<u>G</u>	<u>A</u>	<u>PTS</u>	<u>PIM</u>
1993-94	CSKA-Penguins	Russia	18	4	1	5	8
1994-95	CSKA-Penguins	Russia	49	11	4	15	10
1995-96	CSKA-Moscow	Russia	51	30	11	41	28
1996-97	CSKA-Moscow	Russia	22	8	5	13	8
1997-98	Krylja Sovetov	Russia	34	5	15	20	8
1998-99	Syracuse	AHL	63	17	23	40	10



Thomas O'Connor Defense

HT: 6'1" WT: 221 lbs.
 Shoots: Left
 Age: 23
 Born: Springfield, Massachusetts January 9, 1976
 Acquired: Pittsburgh's fourth round choice (102nd overall) in 1994 Entry Dra

<u>Year</u>	<u>Club</u>	<u>League</u>	<u>GP</u>	<u>G</u>	<u>A</u>	<u>PTS</u>	<u>PIM</u>
1991-92	Springfield	Jr. B	40	1	12	13	12
1992-93	Springfield	Jr. B	42	11	19	30	40
1993-94	Springfield	EJHL	36	4	15	19	73
1994-95	U. Mass-Amherst	HE	34	1	1	2	44
1995-96	U. Mass-Amherst	HE	35	2	4	6	48
1996-97	U. Mass-Amherst	HE	30	3	8	11	42
1997-98	U. Mass-Amherst	HE	33	2	16	18	30
1998-99	Wheeling	ECHL	54	5	20	25	58
	Syracuse	AHL	16	0	1	1	8



Boris Protsenko Right Wing

HT: 5'11" WT: 192 lbs.
 Shoots: Right
 Age: 21
 Born: Kiev, Ukraine August 21, 1978
 Acquired: Pittsburgh's third round choice (77th overall) in 1996 Entry Draft

<u>Year</u>	<u>Club</u>	<u>League</u>	<u>GP</u>	<u>G</u>	<u>A</u>	<u>PTS</u>	<u>PIM</u>
1994-95	Fernie	Tier II	47	27	25	52	199
1995-96	Calgary	WHL	71	46	29	75	68
1996-97	Calgary	WHL	67	35	32	67	136
1997-98	Calgary	WHL	70	40	47	87	124
1998-99	Syracuse	AHL	65	24	24	48	84

JAN ALINC Center HT: 6'2" WT: 190
 Born: Louny, Czech May 27, 1972 Shoots: Left Age: 27
 Acquired: Pittsburgh's seventh round choice (163rd overall) in 1992 Entry Draft

<u>Season</u>	<u>Team</u>	<u>League</u>	<u>GP</u>	<u>G</u>	<u>A</u>	<u>PTS</u>	<u>PIM</u>
1991-92	Litvinov	Czech	36	16	12	28	—
1992-93	Chemopetrol	Czech	25	11	9	20	—
1993-94	Chemopetrol	Czech	36	16	25	41	—
1994-95	Chemopetrol	Czech	42	16	32	48	—
1995-96	Chemopetrol	Czech	38	15	30	45	—
1996-97	Assat Pori	Finland	47	9	16	25	16
1997-98	Assat Pori	Finland	15	2	8	10	10
	Litvinov	Czech	33	12	32	44	14
1998-99	Modo	Sweden	42	6	10	16	22

JONAS ANDERSSON-JUNKKA Defense HT: 6'2" WT: 170
 Born: Kiruna, Sweden May 4, 1975 Shoots: Right Age: 24
 Acquired: Pittsburgh's fourth round choice (104th overall) in 1993 Entry Draft

<u>Season</u>	<u>Team</u>	<u>League</u>	<u>GP</u>	<u>G</u>	<u>A</u>	<u>PTS</u>	<u>PIM</u>
1992-93	Kiruna	Sweden	30	3	7	10	32
1993-94	Kiruna	Sweden	15	4	7	11	40
1994-95	Frolunda	Sweden	24	0	3	3	4
1995-96	Frolunda	Sweden	37	3	1	4	20
1996-97	Modo	Sweden	12	1	3	4	10
1997-98	Modo	Sweden	35	5	5	10	12
1998-99	Espoo/HPK	Finland	39	4	7	11	24

DAVID CAMERON Center HT: 6'2" WT: 178
 Born: Winnipeg, Manitoba April 27, 1980 Shoots: Right Age: 19
 Acquired: Pittsburgh's third round choice (80th overall) in 1998 Entry Draft

<u>Season</u>	<u>Team</u>	<u>League</u>	<u>GP</u>	<u>G</u>	<u>A</u>	<u>PTS</u>	<u>PIM</u>
1996-97	Lethbridge	WHL	38	3	3	6	5
	Prince Albert	WHL	18	3	4	7	11
1997-98	Prince Albert	WHL	69	20	36	56	42
1998-99	Prince Albert	WHL	65	15	44	59	37

JAN FADRNY Center HT: 6'0" WT: 182
 Born: Brno, Czech Republic June 14, 1980 Shoots: Right Age: 19
 Acquired: Pittsburgh's sixth round choice (169th overall) in 1998 Entry Draft

<u>Season</u>	<u>Team</u>	<u>League</u>	<u>GP</u>	<u>G</u>	<u>A</u>	<u>PTS</u>	<u>PIM</u>
1997-98	Slavia Jr.	Czech Jr.	14	7	4	11	12
	Slavia	Czech	18	1	1	2	2
1998-99	Brandon	WHL	45	4	17	21	36

BRIAN GAFFANEY Defense HT: 6'5" WT: 205
 Born: Alexandria, MN October 4, 1977 Shoots: Left Age: 22
 Acquired: Pittsburgh's second round choice (44th overall) in 1997 Entry Draft

<u>Season</u>	<u>Team</u>	<u>League</u>	<u>GP</u>	<u>G</u>	<u>A</u>	<u>PTS</u>	<u>PIM</u>
1996-97	N. Iowa	USHL	48	8	13	21	49
1997-98	St. Cloud St.	WCHA	26	0	2	2	37
1998-99	St. Cloud St.	WCHA	34	3	5	8	45

PETR HAVELKA Left Wing HT: 6'2" WT: 187
 Born: Most, Czech March 4, 1979 Shoots: Left Age: 20
 Acquired: Pittsburgh's sixth round choice (152nd overall) in 1997 Entry Draft

<u>Season</u>	<u>Team</u>	<u>League</u>	<u>GP</u>	<u>G</u>	<u>A</u>	<u>PTS</u>	<u>PIM</u>
1996-97	Sparta Praha	Czech Jr	22	14	13	27	—
1997-98	Sparta Praha	Czech Jr				Injured	
1998-99	Sparta Praha	Czech Jr.	5	7	3	10	—
	Kladno	Czech	3	0	0	0	—

MATT HUSSEY Center HT: 6'2" WT: 195
 Born: New Haven, CT May 28, 1979 Shoots: Left Age: 20
 Acquired: Pittsburgh's ninth round choice (254th overall) in 1998 Entry Draft

<u>Season</u>	<u>Team</u>	<u>League</u>	<u>GP</u>	<u>G</u>	<u>A</u>	<u>PTS</u>	<u>PIM</u>
1997-98	Avon Old Farms	USHSE	26	26	23	49	20
1998-99	Wisconsin	WCHA	37	10	5	15	18

JIRI KUCERA Right Wing HT: 5'11" WT: 180
 Born: Bratislava, Czech March 28, 1966 Shoots: Right Age: 33
 Acquired: Pittsburgh's eighth round choice (152nd overall) in 1987 Entry Draft

<u>Season</u>	<u>Team</u>	<u>League</u>	<u>GP</u>	<u>G</u>	<u>A</u>	<u>PTS</u>	<u>PIM</u>
1989-90	Plzen	Czech	47	10	24	34	—
1990-91	Tappara	Finland	44	23	34	57	26
1991-92	Tappara	Finland	44	22	20	42	8
1992-93	Tappara	Finland	48	22	32	54	20
1993-94	Tappara	Finland	47	16	26	42	37
1994-95	Lulea	Sweden	40	15	12	27	24
1995-96	Lulea	Sweden	39	15	19	34	38
1996-97	Plzen	Czech	43	10	23	33	—
1997-98	Kloten	Swiss	38	8	22	30	18
1998-99	Lulea	Sweden	39	5	19	24	50

MIKA LEHTO Goaltender HT: 5'11" WT: 172
 Born: Vammala, Finland April 12, 1979 Catches: Left Age: 20
 Acquired: Pittsburgh's eighth round choice (224th overall) in 1998 Entry Draft

<u>Season</u>	<u>Team</u>	<u>League</u>	<u>GP</u>	<u>MP</u>	<u>GA</u>	<u>SO</u>	<u>GA</u>
1997-98	Assat Jr.	Finnish Jr.	36	2160	103	2	2.8
1998-99	Assat Jr.	Finnish Jr	19	1153	62	—	3.23
	Assat	Finnish	11	584	28	—	2.8

ERIC LIND Defense HT: 6'1" WT: 198
 Born: New Canaan, CT March 12, 1978 Shoots: Right Age: 21
 Acquired: Pittsburgh's ninth round choice (234th overall) in 1997 Entry Draft

<u>Season</u>	<u>Team</u>	<u>League</u>	<u>GP</u>	<u>G</u>	<u>A</u>	<u>PTS</u>	<u>PIM</u>
1996-97	Des Moines/Avon Old Farms	USHSE	55	18	39	57	50
1997-98	New Hampshire	HE	33	1	11	12	63
1998-99	New Hampshire	HE	41	3	9	12	20

ERIC MELOCHE Right Wing HT: 5'11" WT: 195
 Born: Montreal, Quebec May 1, 1976 Shoots: Right Age: 23
 Acquired: Pittsburgh's seventh round choice (186th overall) in 1996 Entry Draft

<u>Season</u>	<u>Team</u>	<u>League</u>	<u>GP</u>	<u>G</u>	<u>A</u>	<u>PTS</u>	<u>PIM</u>
1995-96	Cornwall	Tier II	64	68	53	121	162
1996-97	Ohio State	CCHA	39	12	11	23	78
1997-98	Ohio State	CCHA	42	26	22	48	86
1998-99	Ohio State	CCHA	31	9	13	22	83

MARK MOORE Defense HT: 6'3" WT: 185
 Born: Windsor, Ontario February 18, 1977 Shoots: Right Age: 22
 Acquired: Pittsburgh's seventh round choice (179th overall) in 1997 Entry Draft

Season	Team	League	GP	G	A	PTS	PIM
1996-97	Harvard	ECAC	22	5	2	7	16
1997-98	Harvard	ECAC	32	1	3	4	90
1998-99	Harvard	ECAC	31	1	2	3	82

SCOTT MYERS Goaltender HT: 5'10" WT: 175
 Born: Winnipeg, Manitoba June 11, 1979 Catches: Right Age: 19
 Acquired: Pittsburgh's fourth round choice (110th overall) in 1998 Entry Draft

Season	Team	League	GP	MP	GA	SO	CAA
1997-98	Prince George	WHL	48	2822	139	2	2.96
1998-99	Prince George	WHL	66	3771	214	0	3.4

TOBY PETERSEN Center HT: 5'10" WT: 196
 Born: Minneapolis, MN October 27, 1978 Shoots: Left Age: 20
 Acquired: Pittsburgh's ninth round choice (244th overall) in 1998 Entry Draft

Season	Team	League	GP	G	A	PTS	PIM
1996-97	Colorado	WCHA	40	17	21	38	18
1997-98	Colorado	WCHA	34	13	15	28	30
1998-99	Colorado	WCHA	21	12	12	24	2

JOEL SCHERBAN Center HT: 6'2" WT: 200
 Born: Thunder Bay, Ontario April 22, 1980 Shoots: Left Age: 19
 Acquired: Pittsburgh's seventh round choice (196th overall) in 1998 Entry Draft

Season	Team	League	GP	G	A	PTS	PIM
1997-98	London	OHL	8	2	5	7	2
1998-99	London	OHL	68	22	32	54	14

ROBERT SCUDERI Defense HT: 6'2" WT: 194
 Born: Syosset, NY December 30, 1978 Shoots: Left Age: 20
 Acquired: Pittsburgh's fifth round choice (134th overall) in 1998 Entry Draft

Season	Team	League	GP	G	A	PTS	PIM
1996-97	NY AppleCore	Jr. B	80	42	70	112	52
1997-98	Boston College	HE	34	0	19	19	10
1998-99	Boston College	HE	38	2	8	10	16

TIMO SEIKKULA Center/Left Wing HT: 6'2" WT: 183
 Born: May 27, 1978 Shoots: Left Age: 21
 Acquired: Pittsburgh's ninth round choice (238th overall) in 1996 Entry Draft

Season	Team	League	GP	G	A	PTS	PIM
1995-96	Junkkarit	Finland	—	—	—	—	—
1996-97	Kiekko	Finland	36	4	5	9	26
1997-98	Tuto	Finland	15	4	4	8	8
	TPS	Div 1	1	0	1	1	0
	TPS	Jr	12	6	2	8	10
1998-99	Kalpa	Finish	52	3	8	11	40

ALEXANDER ZEVAKHIN Left Wing HT: 6'0" WT: 187
 Born: Perm, Russia June 4, 1980 December 30, 1978 Shoots: Left Age: 18
 Acquired: Pittsburgh's second round choice (54th overall) in 1998 Entry Draft

Season	Team	League	GP	G	A	PTS	PIM
1996-97	CSKA 2	Russia Jr.	30	15	18	33	10
	CSKA	Russia	29	7	3	10	10
1997-98	CSKA 2	Russia Jr.	32	13	14	27	20
	CSKA	Russia	10	1	0	1	0
1998-99	CSKA	Russia	42	7	4	11	16

FORWARD

<u>NO.</u>	<u>NAME</u>	<u>HT</u>	<u>WT</u>	<u>BIRTHDATE</u>	<u>PLACE</u>
36	BARNABY, Matthew	6-0	189	5/4/73	Ottawa, Ont.
44	BROWN, Rob	5-10	181	4/10/68	Kingston, Ont.
—	BURSICH, Ed	5-11	212	9/16/76	Philadelphia, PA
—	CAMERON, David	6-2	178	4/27/80	Winnipeg, Man.
17	CHORSKE, Tom	6-0	212	9/18/66	Minneapolis, MN
—	CROZIER, Greg	6-3	207	7/6/76	Calgary, Alta.
15	DOME, Robert	6-0	210	1/29/79	Skalica, Slovakia
—	ERREY, Bob	5-10	176	9/21/64	Montreal, Que.
—	FADRNY, Jan	6-0	182	6/14/80	Brno, Czech
—	GYORI, Dylan	5-10	194	2/20/79	Rimbey, Alta.
—	HARRIS, Casey	6-2	216	3/15/76	Carmel, IN
38	HRDINA, Jan	6-0	200	2/5/76	Hradec Kralove, Czech
68	JAGR, Jaromir	6-2	234	2/15/72	Kladno, Czech
—	KOLKUNOV, Alexei	6-0	211	2/3/77	Belgorod, Russia
—	KOSTOPOULOS, Tom	6-0	205	1/24/79	Mississauga, Ont.
27	KOVALEV, Alexei	6-1	215	2/24/73	Togliatti, Russia
—	KRAFT, Milan	6-4	196	1/17/80	Plzen, Czech
20	LANG, Robert	6-2	216	12/19/70	Teplice, Czech
—	LEACH, Steve	5-10	198	1/16/66	Cambridge, MA
—	MATHIEU, Alexandre	6-2	177	2/12/79	Repentigny, Que
37	MILLER, Kip	5-10	182	6/11/69	Lansing, MI
—	MOGER, Sandy	6-3	221	3/21/69	100 Mile House, BC
95	MOROZOV, Aleksey	6-1	196	2/16/77	Moscow, Russia
—	MOROZOV, Valentin	5-10	196	6/1/75	Moscow, Russia
—	O'DRISCOLL, Alain	5-11	192	12/18/79	Montreal, Que.
—	PROTSENKO, Boris	5-11	192	8/21/78	Kiev, Ukraine
—	SCHERBAN, Joel	6-2	200	4/22/80	Thunder Bay, Ont
—	SHUCHUK, Gary	5-9	184	2/17/67	Edmonton, Alta.
12	SONNENBERG, Martin	6-0	189	1/23/78	Wetaskiwin, Alta
82	STRAKA, Martin	5-9	176	9/3/72	Plzen, Czech
9	TITOV, German	6-1	203	10/16/65	Moscow, Russia
29	WRIGHT, Tyler	5-11	187	4/6/73	Kamsack, Sask.

DEFENSE

<u>NO.</u>	<u>NAME</u>	<u>HT</u>	<u>WT</u>	<u>BIRTHDATE</u>	<u>PLACE</u>
—	ANDERSON, Craig	6-1	195	1-6-76	Brooklyn Park, MN
22	BUTENSCHON, Sven	6-4	215	3-22-76	Itzehoe, Germany
—	COYNE, Don	6-0	199	4-6-76	Cleveland, OH
—	DRUMMOND, Kurtis	6-1	214	4-12-78	Edmonton, Alta.
—	FERENCE, Andrew	5-10	190	3-17-79	Edmonton, Alta.
4	HATCHER, Kevin	6-3	221	9-9-66	Detroit, MI
—	JONSSON, Hans	6-1	202	8-2-73	Jarved, Sweden
11	KASPARAITIS, Darius	5-11	212	10-16-72	Elektrenai, Lithuania
—	KELLEHER, Chris	6-1	216	3-23-75	Cambridge, MA
—	MELICHAR, Josef	6-2	214	1-20-79	Ceske-Budjovice, Czech
24	MORAN, Ian	6-0	206	8-24-72	Cleveland, OH
—	O'CONNOR, Thomas	6-1	221	1-9-76	Springfield, MA
—	ROBINSON, Darcy	6-3	229	5-3-81	Kamloops, BC
—	ROZSIVAL, Michal	6-1	208	9-3-78	Vlasim, Czech
—	SLANEY, John	5-11	189	2-7-72	St. John's, Nfld.
—	SKRBK, Pavel	6-3	213	8-8-78	Kladno, Czech
71	SLEGR, Jiri	6-0	216	5-30-71	Jihlava, Czech
—	TESSIER, Jean-Paul	6-0	214	8-19-74	Salol, MN
—	VAN HOOFF, Jeremy	6-2	208	8-12-81	Lindsay, Ont.
5	WERENKA, Brad	6-1	218	2-12-69	Two Hills, Alta.
—	WILKIE, David	6-1	215	5-30-74	Ellensburg, WA

GOALTENDERS

<u>NO.</u>	<u>NAME</u>	<u>HT</u>	<u>WT</u>	<u>BIRTHDATE</u>	<u>PLACE</u>
30	AUBIN, Jean-Sebastian	5-11	176	7-19-77	Montreal, Que.
35	BARRASSO, Tom	6-3	210	3-31-65	Boston, MA
—	CARON, Sebastien	6-1	160	6-25-80	Amqui, Que.
—	HILLIER, Craig	6-0	194	2-28-78	Cole Harbour, NS
—	MYERS, Scott	5-10	175	6-11-79	Winnipeg, Man.
1	SKUDRA, Peter	6-1	189	4-24-73	Riga, Latvia

FORWARDS

NO.	NAME	TEAM(S)	GP	G	A	PTS	PIM
36	BARNABY, Matthew	PITTSBURGH	18	2	2	4	34
		Buffalo	44	4	14	18	143
44	BROWN, Rob	PITTSBURGH	58	13	11	24	16
	BURSICH, Ed	Penn State (ACHA)	33	18	31	49	38
	CAMERON, David	Prince Albert (WHL)	41	9	30	39	25
17	CHORSKE, Tom	Saskatoon (WHL)	24	6	14	20	12
		NY Islanders (NHL)	2	0	1	1	2
		Washington (NHL)	17	0	2	2	4
		Calgary (NHL)	7	0	0	0	2
	CROZIER, Greg	Michigan (WCHA)	39	7	6	13	63
15	DOME, Robert	Syracuse (AHL)	48	18	17	35	70
		Houston (IHL)	20	2	4	6	24
	ERREY, Bob	Hartford (AHL)	69	18	27	45	59
	FADRNY, Jan	Brandon (WHL)	45	4	17	21	36
	GYORI, Dylan	Tri-City (WHL)	69	53	65	118	112
	HARRIS, Casey	Ferris State (CCHA)	35	4	6	10	46
38	HRDINA, Jan	PITTSBURGH	82	13	29	42	40
68	JAGR, Jaromir	PITTSBURGH	81	44	83	127	66
	KOLKUNOV, Alexei	Syracuse (AHL)	55	5	13	18	20
	KOSTOPOULOS, Tom	London (OHL)	66	27	60	87	114
27	KOVALEV, Alexei	PITTSBURGH	63	20	26	46	37
		NY Rangers	14	3	4	7	12
	KRAFT, Milan	Prince Albert (WHL)	68	40	46	86	32
20	LANG, Robert	PITTSBURGH	72	21	23	44	24
	LEACH, Steve	Phoenix (NHL)	22	1	1	2	37
		Ottawa (NHL)	9	0	2	2	6
		Springfield (AHL)	13	5	3	8	10
	MATHIEU, Alexandre	Halifax (QMJHL)	69	21	27	48	90
37	MILLER, Kip	PITTSBURGH	77	19	23	42	22
	MOGER, Sandy	Los Angeles (NHL)	42	3	2	5	26
95	MOROZOV, Aleksey	PITTSBURGH	67	9	10	19	14
	MOROZOV, Valentin	Syracuse (AHL)	63	17	23	40	10
	O'DRISCOLL, Alain	Acadie-Bathurst (QMJHL)	68	35	42	77	74
	PROTSENKO, Boris	Syracuse (AHL)	65	24	24	48	84
	SCHERBAN, Joel	London (OHL)	68	22	32	54	14
	SHUCHUK, Gary	Not Available					
	SONNENBERG, Martin	PITTSBURGH	44	1	1	2	19
		Syracuse (AHL)	36	15	9	24	31
82	STRAKA, Martin	PITTSBURGH	80	35	48	83	26
9	TITOV, German	PITTSBURGH	72	11	45	56	34
	WRIGHT, Tyler	PITTSBURGH	61	0	0	0	90

DEFENSE

NO.	NAME	TEAM(S)	GP	G	A	PTS	PIM
	ANDERSON, Craig	Wisconsin (WCHA)	9	2	4	6	6
22	BUTENSCHÖN, Sven	PITTSBURGH	17	0	0	0	6
		Houston (IHL)	57	1	4	5	81
	COYNE, Don	Penn State (ACHA)	32	14	25	39	61
	DRUMMOND, Kurtis	Swift Current (WHL)	70	10	51	61	78
	FERENCE, Andrew	Portland (WHL)	40	11	21	32	104
		Kansas City (IHL)	5	1	2	3	4
4	HATCHER, Kevin	PITTSBURGH	66	11	27	38	24
	JONSSON, Hans	MoDo (Sweden)	41	3	4	7	40
11	KASPARAITIS, Darius	PITTSBURGH	48	1	4	5	70
	KELLEHER, Chris	Syracuse (AHL)	45	1	4	5	43
	MELICHAR, Josef	Tri-City (WHL)	65	8	28	36	125
24	MORAN, Ian	PITTSBURGH	62	4	5	9	37
	O'CONNOR, Thomas	Syracuse (AHL)	16	0	1	1	8
		Wheeling (ECHL)	54	5	20	25	58
	ROBINSON, Darcy	Saskatoon (WHL)	48	3	6	9	86
	ROZSIVAL, Michal	Syracuse (AHL)	49	3	22	25	72
	SKRBK, Pavel	PITTSBURGH	4	0	0	0	2
		Syracuse (AHL)	64	6	16	22	38
	SLANEY, John	Milwaukee (IHL)	7	0	1	1	0
		Nashville (NHL)	46	2	12	14	14
71	SLEGR, Jiri	PITTSBURGH	63	3	20	23	86
	TESSIER, Jean-Paul	Ferris State (CCHA)	36	0	7	7	56
		Richmond (ECHL)	9	0	0	0	4
	VAN HOOF, Jeremy	Ottawa (OHL)	54	0	13	13	46
5	WERENKA, Brad	PITTSBURGH	81	6	18	24	93
	WILKIE, David	Tampa Bay (NHL)	46	1	7	8	69

GOALTENDERS

NO.	NAME	TEAM(S)	GP	MP	GA	SO	GAA
30	AUBIN, Jean-Sebastian	PITTSBURGH	17	756	28	2	2.22
		Kansas City (IHL)	13	751	41	0	3.28
35	BARRASSO, Tom	PITTSBURGH	43	2306	98	4	2.55
	CARON, Sebastien	Rimouski (QMJHL)	30	1570	85	0	3.25
	HILLIER, Craig	Syracuse (AHL)	36	1919	126	1	3.94
	MYERS, Scott	Prince George (WHL)	66	3771	214	—	3.4
1	SKUDRA, Peter	PITTSBURGH	37	1914	89	3	2.79

No.	NAME	HOW ACQUIRED (Draft-YR: Pick O/A Round) (Trade: Month/Year)	JUNIOR or COLLEGE HOCKEY
CENTERS			
—	CAMERON, David	Entry Draft (1998) (3-80-3)	Junior - WHL (Prince Albert)
—	FADRNY, Jan	Entry Draft (1998) (6-169-6)	Junior - WHL (Brandon)
—	GYORI, Dylan	Free Agent	Junior - WHL (Tri-City)
38	HRDINA, Jan	Entry Draft (1995) (5-128-5)	Junior - WHL (Spokane)
—	KOLKUNOV, Alexei	Entry Draft (1995) (6-154-6)	Europe - Russia (Krylja Sovetov)
27	KOVALEV, Alexei	Trade with NY Rangers (Nov. 1998)	Europe - Russia (Dynamo Moscow)
—	KRAFT, Milan	Entry Draft (1998) (1-23-1)	Europe - Czech (Plzen Jr.)
20	LANG, Robert	Claimed Off Waivers (Oct. 1997)	Europe - Czech (Litvinov)
—	MATHIEU, Alexandre	Entry Draft (1997) (4-97-4)	Junior - QMJHL (Halifax)
37	MILLER, Kip	Waiver Draft (Oct. 1998)	College - CCHA (Michigan State)
—	MOROZOV, Valentin	Entry Draft (1994) (6-154-6)	Europe - Russia (Krylja Sovetov)
—	SCHERBAN, Joel	Entry Draft (1998) (7-196-7)	Junior - OHL (London)
—	SHUCHUK, Gary	Tryout	College - WCHA (Wisconsin)
12	SONNENBERG, Martin	Free Agent (Oct. 1998)	Junior - WHL (Saskatoon)
82	STRAKA, Martin	Free Agent (Aug. 1997)	Europe - Czech (Plzen)
9	TITOV, German	Trade with Calgary (June 1998)	Europe - Russia (Khimik)
29	WRIGHT, Tyler	Trade with Edmonton (June 1996)	Junior - WHL (Swift Current)
LEFT WINGS			
17	CHORSKE, Tom	Free Agent (Aug. 1999)	College - CCHA (Minnesota)
—	CROZIER, Greg	Entry Draft (1994) (3-73-3)	College - CCHA (Michigan)
15	DOMÉ, Robert	Entry Draft (1997) (1-17-1)	Europe - Slovakia (Dukla)
—	ERREY, Bob	Tryout	Junior - OHL (Peterborough)
—	HARRIS, Casey	Tryout	College - CCHA (Ferris State)
12	SONNENBERG, Martin	Free Agent (Oct. 1998)	Junior - WHL (Saskatoon)
RIGHT WINGS			
36	BARNABY, Matthew	Trade with Buffalo (Mar. 1999)	Junior - QMJHL (Victoriaville)
44	BROWN, Rob	Free Agent (Oct. 1997)	Junior - WHL (Kamloops)
—	BURSICH, Ed	Tryout	College - ACHA (Penn State)
68	JAGR, Jaromir	Entry Draft (1990) (1-5-1)	Europe - Czech (Kladno)
—	KOSTOPOULOS, Tom	Entry Draft (1999) (9-204-7)	Junior - OHL (London)
—	LEACH, Steve	Tryout	College - HE (New Hampshire)
—	MOGER, Sandy	Tryout	College - CCHA (Lake Superior)
95	MOROZOV, Aleksey	Entry Draft (1995) (1-24-1)	Europe - Russia (Krylja Sovetov)
—	PROTSENKO, Boris	Entry Draft (1996) (4-77-3)	Junior - WHL (Calgary)
DEFENSE			
—	ANDERSON, Craig	Tryout	College - WCHA (Wisconsin)
22	BUTENSCHON, Sven	Entry Draft (1994) (3-57-3)	Junior - WHL (Brandon)
—	COYNE, Don	Tryout	College - ACHA (Penn State)
—	DRUMMOND, Kurtis	Tryout	Junior - WHL (Swift Current)
—	FERENCE, Andrew	Entry Draft (1997) (8-208-8)	Junior - WHL (Portland)
4	HATCHER, Kevin	Trade with Dallas (June 1996)	Junior - OHL (North Bay)
—	JONSSON, Hans	Entry Draft (1993) (11-286-11)	Europe - Sweden (MoDo)
11	KASPARAITIS, Darius	Trade with NY Islanders (Nov. 1996)	Europe - CIS (Moscow Dynamo)
—	KELLEHER, Chris	Entry Draft (1993) (5-130-5)	College - HE (Boston University)
—	MELICHAR, Josef	Entry Draft (1997) (3-71-3)	Junior - WHL (Tri-City)
24	MORAN, Ian	Entry Draft (1990) (5-107-6)	College - HE (Boston College)
—	O'CONNOR, Thomas	Entry Draft (1994) (4-102-4)	College - HE (U. Mass. - Amherst)
—	ROBINSON, Darcy	Entry Draft (1999) (10-233-8)	Junior - WHL (Saskatoon)
—	ROZSIVAL, Michal	Entry Draft (1996) (5-105-4)	Junior - WHL (Swift Current)
—	SKRBEK, Pavel	Entry Draft (1996) (2-18-2)	Europe - Czech (Kladno)
—	SLANEY, John	Tryout	Junior - OHL (Cornwall)
71	SLEGR, Jiri	Trade with Edmonton (Aug. 1997)	Europe - Sweden (Sodertalje)
—	TESSIER, Jean-Paul	Tryout	College - CCHA (Ferris State)
—	VAN HOOFF, Jeremy	Entry Draft (1999) (3-57-2)	Junior - OHL (Ottawa)
5	WERENKA, Brad	Free Agent (July 1997)	College - WCHA (N. Michigan)
—	WILKIE, David	Tryout	Junior - WHL (Regina)
GOALTENDERS			
30	AUBIN, Jean-Sebastian	Entry Draft (1995) (2-76-3)	Junior - QMJHL (Moncton)
35	BARRASSO, Tom	Trade with Buffalo (Nov. 1988)	High School - (Acton Boxboro)
—	CARON, Sebastien	Entry Draft (1999)	Junior - QMJHL (Rimouski)
—	HILLIER, Craig	Entry Draft (1996) (1-23-1)	Junior - OHL (Ottawa)
—	MYERS, Scott	Entry Draft (1998) (4-110-4)	Junior - WHL (Prince George)
1	SKUDRA, Peter	Free Agent (Sept. 1997)	



1999 first round pick Konstantin Koltsov with Penguins management at the draft in Boston after his selection.

KONSTANTIN KOLTSOV

Pos: Right Wing
Age: 18 - April 17, 1981
Shoots: Left

Size: 6-0, 187
Born: Minsk, Belarus
RD/OV: 1st/18th

Season	Team	League	GP	G	A	PTS	PIM
1998-99	Cherepovec	Russian	33	3	0	3	8
1997-98	Minsk	Div. I	52	15	18	33	60

MATT MURLEY

Pos: Left Wing
Age: 19 - Dec. 17, 1979
Shoots: Left

Size: 6-1, 192
Born: Troy, NY
RD/OV: 2nd/51st

Season	Team	League	GP	G	A	PTS	PIM
1998-99	RPI	ECAC	36	17	33	50	32
1997-98	Syracuse	Jr. A	49	56	70	126	203

JEREMY VAN HOOFF

Pos: Defenseman
Age: 18 - Aug. 12, 1981
Shoots: Left

Size: 6-2, 208
Born: Lindsay, Ontario
RD/OV: 2nd/57th

Season	Team	League	GP	G	A	PTS	PIM
1998-99	Ottawa	OHL	54	0	13	13	46
1997-98	Lindsay	OPJHL	50	2	8	10	40

SEBASTIEN CARON

Pos: Goaltender
Age: 19 - June 25, 1980
Catches: Left

Size: 6-1, 160
Born: Amqui, Quebec
RD/OV: 3rd/86th

Season	Team	League	GP	MP	GA	SO	GAA
1998-99	Rimouski	QMJHL	30	1570	85	0	3.25

RYAN MALONE

Pos: Left Wing
 Age: 19 - Dec. 1, 1979
 Shoots: Left

Size: 6-3, 190
 Born: Pittsburgh, PA
 RD/OV: 4th/115th

<u>Season</u>	<u>Team</u>	<u>League</u>	<u>GP</u>	<u>G</u>	<u>A</u>	<u>PTS</u>	<u>PIM</u>
1998-99	Omaha	USHL	51	14	22	36	81
1997-98	Shattuck	USHSW	50	41	44	85	69

VLADIMIR MALENKYKH

Pos: Defenseman
 Age: 18 - Oct. 1, 1980
 Shoots: Left

Size: 6-1, 187
 Born:
 RD/OV: 5th/157th

<u>Season</u>	<u>Team</u>	<u>League</u>	<u>GP</u>	<u>G</u>	<u>A</u>	<u>PTS</u>	<u>PIM</u>
1998-99	Togliatti	Russia	9	0	0	0	2

TOMAS SKVARDILO

Pos: Center
 Age: 18 - June 19, 1981
 Shoots: Left

Size 6-1, 180
 Born: Zvolen, Slovakia
 RD/OV: 5th/144th

<u>Season</u>	<u>Team</u>	<u>League</u>	<u>GP</u>	<u>G</u>	<u>A</u>	<u>PTS</u>	<u>PIM</u>
1998-99	ZvolenJr.	Slovakia	36	21	13	34	18

DARCY ROBINSON

Pos: Defenseman
 Age: 18 - May 3, 1981
 Shoots: Right

Size: 6-3, 229
 Born: Kamloops, BC
 RD/OV: 8th/233rd

<u>Season</u>	<u>Team</u>	<u>League</u>	<u>GP</u>	<u>G</u>	<u>A</u>	<u>PTS</u>	<u>PIM</u>
1998-99	Saskatoon	WHL	48	3	6	9	86
1997-98	Saskatoon	WHL	62	1	2	3	84

TOM KOSTOPOULOS

Pos: Right Wing
 Age: 20 - Jan. 24, 1979
 Shoots: Right

Size: 6-0, 205
 Born: Mississauga, Ontario
 RD/OV: 7th/204th

<u>Season</u>	<u>Team</u>	<u>League</u>	<u>GP</u>	<u>G</u>	<u>A</u>	<u>PTS</u>	<u>PIM</u>
1998-99	London	OHL	66	27	60	87	114

DOUG MEYER

Pos: Left Wing
 Age: 19 - Feb. 21, 1980
 Shoots: Left

Size: 6-1 1/2, 197
 Born: Bloomington, MN
 RD/OV: 6th/176th

<u>Season</u>	<u>Team</u>	<u>League</u>	<u>GP</u>	<u>G</u>	<u>A</u>	<u>PTS</u>	<u>PIM</u>
1998-99	U. of Minnesota	WCHA	34	3	3	6	14

ANDREW MCPHERSON

Pos: Left Wing
 Age: 20 - Apr. 28, 1979
 Shoots: Left

Size: 6-2, 175
 Born: Ottawa, Ontario
 RD/OV: 9th/261st

<u>Season</u>	<u>Team</u>	<u>League</u>	<u>GP</u>	<u>G</u>	<u>A</u>	<u>PTS</u>	<u>PIM</u>
1998-99	RPI	ECAC	29	5	4	9	12

BREAKDOWN ON 1999 PENGUINS DRAFT CHOICES

Center: 1

Wings: 6

International: 3

OHL: 2

Defense: 3

Goaltenders: 1

ECAC: 2

QMJHL, USHL, WCHA, WHL: 1 each



**Wilkes-Barre/Scranton Penguins
1999-2000 Schedule**

OCTOBER

FRI 1	@Philadelphia	7:05 P.M.
SAT 2	@ Hershey	7:00 P.M.
SAT 9	@ Kentucky	7:30 P.M.
SUN 10	@ Kentucky	4:00 P.M.
TUE 12	@ St. John's	6:05 P.M.
WED 13	@ St. John's	6:05 P.M.
FRI 15	@ Saint John	6:30 P.M.
FRI 22	@ Louisville	7:30 P.M.
SUN 24	@ Cincinnati	3:05 P.M.
SUN 31	@ Rochester	6:05 P.M.

NOVEMBER

FRI 5	@ Syracuse	7:30 P.M.
WED 10	@ Hamilton	7:30 P.M.
FRI 12	@ Rochester	7:35 P.M.
SAT 13	KENTUCKY	7:35 P.M.
TUE 16	ALBANY	7:35 P.M.
SAT 20	@ Albany	7:30 P.M.
SUN 21	HAMILTON	5:05 P.M.

WED 24	ROCHESTER	7:35 P.M.
FRI 26	@ Syracuse	7:30 P.M.
SAT 27	SYRACUSE	7:05 P.M.

DECEMBER

WED 1	LOUISVILLE	7:35 P.M.
FRI 3	HERSHEY	7:35 P.M.
SAT 4	PHILADELPHIA	7:05 P.M.
WED 8	CINCINNATI	7:35 P.M.
FRI 10	@ Albany	7:30 P.M.
SAT 11	PROVIDENCE	7:05 P.M.
FRI 17	ALBANY	7:35 P.M.
SAT 18	PHILADELPHIA	7:05 P.M.
SUN 19	@ Hershey	6:00 P.M.
WED 22	HERSHEY	7:35 P.M.
SUN 26	@ Hershey	6:00 P.M.
MON 27	PHILADELPHIA	7:35 P.M.
WED 29	@ Syracuse	7:30 P.M.
THU 30	@ Worcester	7:05 P.M.

JANUARY

WED 5	@ Philadelphia	7:05 P.M.
FRI 7	@ Providence	7:05 P.M.
SAT 8	PHILADELPHIA	7:05 P.M.
SUN 9	@ Albany	5:00 P.M.
WED 12	@ SYRACUSE	7:30 P.M.
FRI 14	ROCHESTER	7:35 P.M.
SAT 15	@ Hershey	7:00 P.M.
WED 19	ROCHESTER	7:35 P.M.
FRI 21	HERSHEY	7:35 P.M.
SAT 22	WORCESTER	7:05 P.M.
TUE 25	SYRACUSE	7:35 P.M.
FRI 28	@ Hartford	7:35 P.M.
SAT 29	ST. JOHN'S	7:05 P.M.
SUN 30	ST. JOHN'S	2:05 P.M.

FEBRUARY

TUE 1	ALBANY	7:35 P.M.
FRI 4	HERSHEY	7:35 P.M.

SAT 5	@ Hershey	7:00 P.M.
SAT 12	@ Louisville	7:30 P.M.
SUN 13	@ Cincinnati	3:05 P.M.
FRI 18	@ Portland	7:35 P.M.
SAT 19	LOUISVILLE	7:05 P.M.
MON 21	@ Philadelphia	4:00 P.M.
WED 23	@ Springfield	7:00 P.M.
FRI 25	HAMILTON	7:35 P.M.
SAT 26	PHILADELPHIA	7:05 P.M.
SUN 27	HARTFORD	5:05 P.M.

MARCH

FRI 3	HERSHEY	7:35 P.M.
SAT 4	PORTLAND	7:05 P.M.
SUN 5	@ Hamilton	4:00 P.M.
FRI 10	@ Rochester	7:35 P.M.
SAT 11	ROCHESTER	7:05 P.M.
SUN 12	ALBANY	5:05 P.M.
TUE 14	SAINT JOHN	7:35 P.M.
FRI 17	SPRINGFIELD	7:35 P.M.
SAT 18	@ Albany	7:30 P.M.
WED 22	SYRACUSE	7:35 P.M.
FRI 24	CINCINNATI	7:35 P.M.
SAT 25	KENTUCKY	7:05 P.M.
SUN 26	@ Philadelphia	6:05 P.M.
WED 29	@ Rochester	7:35 P.M.
FRI 31	@ Hamilton	7:30 P.M.

APRIL

SAT 1	@ Albany	7:30 P.M.
TUE 4	ALBANY	7:35 P.M.
WED 5	@ Philadelphia	7:05 P.M.
FRI 7	SYRACUSE	7:35 P.M.
SAT 8	HAMILTON	7:05 P.M.

All times are Eastern Standard time.
Home games in CAPS and bold.
Cut-line for arena photo

Owner	Mario Lemieux
President/Governor	Jeff Barrett
General Manager/Alternate Governor	Craig Patrick
Head Coach	Glenn Patrick
A.T.C., Athletic Trainer	Joseph Giunta
Equipment Manager	Mark Dumas
Vice President of Corporate Sales	Rich Hixon
Vice President of Ticketing & Marketing	Brian Magness
Director of Communications & "Voice of the Penguins"	Tom Grace
Director of Ticketing	Neil Bossola
Corporate Sales Account Executive	John Patterson
Media Relations Coordinator	Jim Morlock
Media Relations Coordinator	Amy Baldrige
Ticket Sales Representative	Brad Czuday
Ticket Sales Representative	Paul Shaffer
Client Services Manager	Kristie Prantil
Fan Satisfaction Manager	Lauren Kochian
Travel Coordinator	Tamara Bearde
Receptionist	Pam Pientka
Receptionist	Sherry Andrea

Team Information:

Address	60 Public Square, Suite 150, Wilkes Barre, PA 18701
Web Site	www.wbspenguins.com
Club Colors	Black, Gold, Red and White
Home Arena	Northeastern Pennsylvania Civic Arena & Convention Center
Seating Capacity	8,457
Dimensions of Ice Surface	200' x 85'
Ticket Prices	\$26.25, \$15.75, \$13.75, \$9.50
Ticket Information	(570) 208-7367
Press Box Location	Top of Section 318
Flagship Radio Station	WQFM - Oldies 92.1 FM

JEFF BARRETT


Jeff Barrett was named President of the Wilkes-Barre/Scranton Penguins on May 29, 1998 by the parent Pittsburgh Penguins organization.

Barrett, 37, has been a guiding force in building the AHL's newest franchise from the ground up. Along with overseeing the day-to-day business operations of the Penguins, he spearheaded the team's move into its new state-of-the-art arena, the Northeastern Pennsylvania Civic Arena and Convention Center.

Before taking over the reigns of the AHL Penguins, Barrett served as vice president of ticket sales for the Pittsburgh Penguins of the National Hockey League for two seasons. Previously, he also served as vice president and general manager of the Penguins' practice facility, Iceplex at Southpointe. He was responsible for the daily operation of the facility, including operation of concessions, ice rental, scheduling and other duties. Barrett also served as general manager of the Pittsburgh Stingers of the Continental Indoor Soccer League and the Pittsburgh Phantoms of Roller Hockey International.

Before joining the Penguins' organization, Barrett worked for Olympia Arenas and was director of operations for Tiger Stadium. He began his sports managerial career as assistant director of the Glens Falls Civic Center, home of the AHL's former Adirondack Red Wings, who have relocated and will begin play in suburban Toledo, Ohio next season.

Born in Saugus, Massachusetts, Barrett is a 1984 graduate of Providence College with a masters degree in sports management from the University of Massachusetts-Amherst in 1987. He and his wife KJ live in the Back Mountain Area with their two young sons, Casey and Liam.



GLENN PATRICK

Glenn Patrick brings with him a vast amount of hockey experience to his position as head coach for the inaugural season of the Wilkes-Barre/Scranton Penguins. Patrick, 49, spent the last two seasons as assistant coach for the AHL's Syracuse Crunch in Syracuse, New York. Patrick also worked with the Penguins as a scout during the 1994-95 season. Outside of working in the Penguins system, he was also an assistant coach for the East Coast Hockey League's Hampton Roads Admirals from 1992-94, and he was head coach of the International Hockey League's Peoria Prancers in 1982-83.

Patrick played eight seasons as a defenseman for various professional hockey clubs, beginning his pro career with Kansas City in the Central Hockey League in 1970. Over the next seven years, he also spent time in the AHL and World Hockey Association. He reached the pinnacle of any professional's career by playing in the National Hockey League, appearing in a total of 38 games during stints with the St. Louis Blues, California Seals and Cleveland Barons. He posted two goals and three assists in the NHL, as well as registering 72 penalty minutes. Patrick was also a member of the 1978 U.S. National team.

Patrick's family tree is deeply rooted with hockey excellence. His grandfather, Lester, served as head coach of the New York Rangers from 1926-1939 and then as the team's general manager from 1926-1946. Lester led the Rangers to three Stanley Cup championships. Lester was named to the U.S. Hockey Hall of Fame in 1996. Glenn's father, Lynn, was an All-Star winger for the Rangers, before assuming the head coaching duties for the Rangers from 1948-50. He later served as the general manager of the Boston Bruins and St. Louis Blues. Glenn's uncle, Muzz, was a defenseman for the Rangers from 1937-1946, and he was general manager of the Rangers from 1955-1964.

Glenn's brother, Craig, enjoyed an eight-year NHL playing career. Since December 5, 1989, Craig has served the Pittsburgh Penguins organization with distinction as general manager. He helped lead the Penguins to back-to-back Stanley Cup titles in 1991 & 1992.

Glenn attended the University of Denver and was a member of the varsity hockey team. He lives in the Wilkes-Barre/Scranton area with his wife, Eleanor and two children, Curtiss, 20, and Veronica, 17.

AT LEFT: Northeastern Pennsylvania Civic Arena and Convention Center

The state-of-the-art, Northeastern Pennsylvania Civic Arena and Convention Center will be the proud new home of the Wilkes-Barre/Scranton Penguins. This \$55 million facility will be the newest arena in the AHL this season, with the official opening night scheduled for Saturday, November 13, vs. the Kentucky Thoroughblades.

WHEELING NAILERS
1144 Market Street, Suite 202
Wheeling, WV 26003
PHONE: 304-234-4625
FAX: 304-233-4846




GENERAL MANAGER:
HEAD COACH/DIRECTOR OF HOCKEY OPERATIONS:
ASSISTANT GENERAL MANAGER:
DIRECTOR OF COMMUNICATIONS AND MEDIA RELATIONS:
DIRECTOR OF PROMOTIONS AND COMMUNITY RELATIONS:
DIRECTOR OF TICKET OPERATIONS AND MERCHANDISE SALES:
OFFICE MANAGER:
EQUIPMENT MANAGER:
ATHLETIC TRAINER:
HOME RINK:

Fred Traynor
 Murray Eaves
 Mark Landini
 Bill McLaughlin
 Susie Nelson
 Tonya Hunt
 Denise Evick
 Grant Van Laar
 Dave Hanna
 Wheeling Civic Center

1999-2000 SCHEDULE

10/15	at Richmond	1/12	at Dayton
10/16	at Hampton Roads	1/14 JACKSONVILLE	
10/22	at Dayton	1/15 TOLEDO	
10/23 DAYTON		1/21	at Hampton Roads
10/30 TRENTON		1/22	at Johnstown
10/31 HUNTINGTON		1/23	at Richmond
	at Roanoke	1/28 RICHMOND	
11/3	at Dayton	1/29 RICHMOND	
11/6	at Johnstown	2/1	at Huntington
11/11 BATON ROUGE		2/4 PEORIA	
11/13 TOLEDO		2/6 PEORIA	
11/14 HUNTINGTON		2/9 JOHNSTOWN	
	at Hampton Roads	2/11	at Toledo
11/19	at Roanoke	2/12	at Dayton
11/23 HAMPTON ROADS		2/15	at Greenville
11/25 TOLEDO		2/17	at Greensboro
	at Johnstown	2/18 DAYTON	
11/27 DAYTON		2/19	at Huntington
12/3	at Peoria	2/25 JOHNSTOWN	
12/5	at Peoria	2/26 ROANOKE	
12/10	at Trenton	2/27	at Huntington
12/11 GREENSBORO		3/3 TRENTON	
12/12 DAYTON		3/5 HUNTINGTON	
12/17	at Toledo	3/7	at Peoria
12/18	at Toledo	3/10	at Toledo
12/19 JOHNSTOWN		3/11	at Dayton
12/23 HUNTINGTON		3/12 DAYTON	
12/26 TOLEDO		3/17 ROANOKE	
12/28	at Huntington	3/18	at Huntington
12/30 HUNTINGTON		3/19 HAMPTON ROADS	
12/31	at Johnstown	3/24	at Peoria
1/2 TRENTON		3/25	at Peoria
1/7 PEORIA		3/31 JOHNSTOWN	
1/8	at Toledo	4/1	at Trenton
1/9 PEORIA		4/2 TOLEDO	

*HOME GAMES



1998-99 GAME BY GAME

Game Num.	Date	Opponent	Score	W/L/T	Penguins Goalie	Winning or Tying Goal	W-L-T	PTS	GF/GA	PCT.	ATTN.
1	Oct. 10	@NYI	4-3	W	Barrasso	WERENKA (1)	1-0-0	2	4-3	1.000	11,457
2	Oct. 14	@NJ	3-1	W	Barrasso	TITOV (1)	2-0-0	4	7-4	1.000	14,502
3	Oct. 17	NYR	*3-3	T	Bar./SKU.	HATCHER (T)	2-0-1	5	10-7	.833	16,573
4	Oct. 21	@TB	0-5	L	SKU./Aub.	Tucker	2-1-1	5	10-12	.729	9,073
5	Oct. 24	TOR	4-6	L	Skudra	Kaberle	2-2-1	5	14-18	.500	14,957
6	Oct. 26	@TOR	2-1	W	Skudra	LANG (1)	3-2-1	7	16-18	.583	15,726
7	Oct. 28	@CGY	5-2	W	Skudra	WERENKA (2)	4-2-1	9	21-20	.643	15,112
8	Oct. 30	@VAN	*2-2	T	Skudra	JAGR (T)	4-2-2	10	23-22	.625	15,418
9	Oct. 31	@EDM	1-4	L	AUB./Sku.	Devereaux	4-3-2	10	24-26	.555	16,171
10	Nov. 3	PHI	*4-4	T	SKU./Aub.	GALANOV (T)	4-3-3	11	28-30	.550	14,935
11	Nov. 5	@OTT	4-2	W	Aubin	HRDINA (1)	5-3-3	13	32-32	.591	13,686
12	Nov. 7	BOS	*0-0	T	Aubin		5-3-4	14	32-32	.583	13,119
13	Nov. 10	NYI	3-2	W	Aubin	STRAKA (1)	6-3-4	16	35-34	.615	10,292
14	Nov. 13	@NJ	3-4	L	BAR./Aub.	McKey	6-4-4	16	38-38	.571	17,452
15	Nov. 14	FLA	4-1	W	Barrasso	BARNES (1)	7-4-4	18	42-38	.600	13,230
16	Nov. 17	PHI	1-4	L	BAR./Aub.	Brind'Amour	7-5-4	18	43-42	.563	13,895
17	Nov. 19	@TB	5-1	W	Barrasso	BARNES (2)	8-5-4	20	48-43	.588	10,456
18	Nov. 21	TB	5-2	W	Bar./AUB.	WERENKA (3)	9-5-4	22	53-45	.611	15,118
19	Nov. 25	@WSH	4-5	L	Barrasso	Bondra	9-6-4	22	57-50	.579	19,740
20	Nov. 27	NYR	*2-2	T	Barrasso	LANG (T)	9-6-5	23	59-52	.575	#17, 018
21	Nov. 28	@MTL	4-3	W	Barrasso	STRAKA (2)	10-6-5	25	63-55	.595	21,273
22	Dec. 1	ANA	*4-4	T	Barrasso	STRAKA (T)	10-6-6	26	67-59	.591	11,314
23	Dec. 4	@CAR	*3-3	T	Barrasso	KESA (T)	10-6-7	27	70-62	.587	9,083
24	Dec. 5	@BOS	1-2	L	Barrasso	Heinze	10-7-7	27	71-64	.563	17,565
25	Dec. 12	@STL	4-3	W	Barrasso	KOVALEV (1)	11-7-7	29	75-67	.580	19,291
26	Dec. 15	TB	*3-2	W	Barrasso	HATCHER (1)	12-7-7	31	78-69	.596	11,755
27	Dec. 16	@FLA	1-4	L	Barrasso	Whitney	12-8-7	31	79-73	.574	18,165
28	Dec. 19	WSH	3-0	W	Barrasso	JAGR (1)	13-8-7	33	82-73	.589	14,967
29	Dec. 21	@TOR	1-7	L	BAR./Sku.	Sundin	13-9-7	33	83-80	.569	15,726
30	Dec. 22	LA	0-3	L	Skudra	Murray	13-10-7	33	83-83	.550	13,171
31	Dec. 26	OTT	*2-1	W	Skudra	JAGR (2)	14-10-7	35	85-84	.565	16,226
32	Dec. 30	FLA	7-4	W	Skudra	LANG (2)	15-10-7	37	92-88	.578	#17, 112
33	Jan. 2	@FLA	4-2	W	Barrasso	JAGR (3)	16-10-7	39	96-90	.591	19,250
34	Jan. 5	CGY	5-1	W	Barrasso	HATCHER (2)	17-10-7	41	101-91	.603	11,992
35	Jan. 7	CAR	4-2	W	Barrasso	HRDINA (2)	18-10-7	43	105-93	.614	13,719
36	Jan. 9	STL	2-1	W	Barrasso	LANG (3)	19-10-7	45	107-94	.625	15,078
37	Jan. 13	@PHX	3-5	L	Barrasso	Stapleton	19-11-7	45	110-99	.608	15,609
38	Jan. 15	@SJ	2-3	L	Barrasso	Nolan	19-12-7	45	112-102	.592	17,483
39	Jan. 16	@LA	5-1	W	Barrasso	JAGR (4)	20-12-7	47	117-103	.603	16,005
40	Jan. 18	@ANA	3-5	L	Barrasso	McInnis	20-13-7	47	120-108	.588	15,016
41	Jan. 21	NYI	2-5	L	Barrasso	Sacco	20-14-7	47	122-113	.573	14,112

1998-99 GAME BY GAME

Game Num.	Date	Opponent	Score	W/L/T	Penguins Goalie	Winning or Tying Goal	W-L-T	PTS	GF/GA	PCT.	ATTN.
42	Jan. 26	CAR	3-5	L	Bar./SKU.	Kapanen	20-15-7	47	125-118	.560	14,731
43	Jan. 28	TOR	6-0	W	Skudra	WERENKA (4)	21-15-7	49	131-118	.570	15,263
44	Jan. 30	BOS	5-2	W	Skudra	HATCHER (3)	22-15-7	51	136-120	.579	16,323
45	Jan. 31	@MTL	5-3	W	Skudra	TITOV (2)	23-15-7	53	141-123	.589	20,533
46	Feb. 2	BUF	5-3	W	Skudra	MILLER (1)	24-15-7	55	146-126	.598	14,106
47	Feb. 5	FLA	3-1	W	Barrasso	JAGR (5)	25-15-7	57	149-126	.606	14,283
48	Feb. 7	DET	2-1	W	Barrasso	MILLER (2)	26-15-7	59	151-127	.615	17,062#
49	Feb. 9	MTL	*3-2	W	Barrasso	KOVALEV (2)	27-15-7	61	154-129	.622	11,453
50	Feb. 11	VAN	*6-5	W	Bar./SKU.	JAGR (6)	28-15-7	63	160-134	.630	13,150
51	Feb. 13	@NSH	*3-2	W	Skudra	MILLER (3)	29-15-7	65	163-136	.637	17,298
52	Feb. 15	WSH	7-3	W	Skudra	TITOV (3)	30-15-7	67	170-139	.644	14,329
53	Feb. 17	@NYI	1-3	L	Skudra	Lawrence	30-16-7	67	171-142	.632	10,148
54	Feb. 19	@NYR	1-6	L	Barrasso	Stevens	30-17-7	67	172-148	.620	18,200
55	Feb. 21	@PHI	1-2	L	Barrasso	Langkow	30-18-7	67	173-150	.609	19,664
56	Feb. 22	PHX	4-1	W	Skudra	BARNES (3)	31-18-7	69	177-151	.616	15,527
57	Feb. 25	@COL	3-2	W	Barrasso	STRAKA (3)	32-18-7	71	180-153	.623	16,061
58	Feb. 26	@DAL	4-6	L	BAR./Sku.	Hrkac	32-19-7	71	184-159	.612	16,928
59	Feb. 28	@WSH	3-4	L	Barrasso	Nikolishin	32-20-7	71	187-163	.602	19,740
60	Mar. 3	MTL	*4-4	T	Bar./SKU.	JAGR (7)	32-20-8	72	191-167	.600	15,307
61	Mar. 5	EDM	*2-2	T	Skudra	LANG (T)	32-20-9	73	193-169	.598	15,688
62	Mar. 7	COL	1-3	L	Skudra	Hejduk	32-21-9	73	194-172	.589	16,262
63	Mar. 9	NJ	2-3	L	Skudra	Arnott	32-22-9	73	196-175	.579	15,157
64	Mar. 10	@CAR	*3-2	W	Skudra	MILLER (4)	33-22-9	75	199-177	.585	10,563
65	Mar. 13	PHI	4-1	W	Skudra	STRAKA (4)	34-22-9	77	203-177	.592	#17,143
66	Mar. 16	DAL	*2-2	T	Sku./AUB.	Hrkac (T)	34-22-10	78	205-179	.591	16,447
67	Mar. 17	@TB	2-1	W	Aubin	BROWN (1)	35-22-10	80	207-179	.597	12,703
68	Mar. 20	NSH	*1-1	T	Aubin	LANG (T)	35-22-11	81	208-180	.596	15,895
69	Mar. 21	@NYR	*2-2	T	Aubin	TITOV (T)	35-22-12	82	210-182	.594	18,200
70	Mar. 23	CHI	5-2	W	Skudra	KOVALEV (3)	36-22-12	84	215-184	.600	15,123
71	Mar. 25	@NJ	3-5	L	Skudra	Sykora	36-23-12	84	218-189	.592	15,204
72	Mar. 27	Buf	*1-1	T	Aubin	Grosek (T)	36-23-13	85	219-190	.590	#16,984
73	Mar. 28	@BUF	*3-4	L	Aubin	Ward	36-24-13	85	222-194	.582	18,595
74	Mar. 30	OTT	4-6	L	Skudra	Arvedson	36-25-13	85	226-200	.574	16,470
75	Apr. 1	@OTT	*3-3	T	Aubin	JAGR (T)	36-25-14	86	229-203	.573	18,500
76	Apr. 3	NJ	2-4	L	AUB./Sku.	Niedermayer	36-26-14	86	231-207	.566	16,328
77	Apr. 5	@BUF	1-3	L	Skudra	Woolley	36-27-14	86	232-210	.558	18,595
78	Apr. 8	@PHI	1-3	L	Skudra	Leclair	36-28-14	86	233-213	.551	19,647
79	Apr. 11	@DET	3-1	W	Barrasso	KOVALEV (4)	37-28-14	88	236-213	.557	19,983
80	Apr. 15	@BOS	2-4	L	Barrasso	Carter	37-29-14	88	238-217	.550	16,965
81	Apr. 17	NYI	2-7	L	BAR./Sku.	Lindgren	37-30-14	88	240-224	.543	16,208
82	Apr. 18	@NYR	*2-1	W	Barrasso	JAGR (7)	38-30-14	90	242-225	.549	18,200

1998-99 HOME GAMES

Game Num.	Date	Opponent	Score	W/L/T	Penguins Goalie	Winning or Tying Goal	W-L-T	PTS	GF/GA	PCT.	ATTN.
1	Oct. 17	NYR	*3-3	T	Bar./SKU.	HATCHER	0-0-1	1	4-3	.500	16,573
2	Oct. 24	TOR	4-6	L	Skudra	Kaberle	0-1-1	1	7-9	.250	14,957
3	Nov. 3	PHI	*4-4	T	SKU./Aub.	GALANOV	0-1-2	2	11-13	.333	14,935
4	Nov. 7	BOS	*0-0	T	Aubin		0-1-3	3	11-13	.250	13,119
5	Nov. 10	NYI	3-2	W	Aubin	STRAKA	1-1-3	5	14-15	.500	10,292
6	Nov. 14	FLA	4-0	W	Barrasso	BARNES	2-1-3	7	18-15	.583	13,230
7	Nov. 17	PHI	1-4	L	BAR./Aub.	Brind'Amour	2-2-3	7	19-19	.500	13,895
8	Nov. 21	TB	5-2	W	Bar./AUB.	WERENKA	3-2-3	9	24-21	.563	15,118
9	Nov. 27	NYR	*2-2	T	Barrasso	LANG	3-2-4	10	26-23	.555	#17,018
10	Dec. 1	ANA	*4-4	T	Barrasso	STRAKA	3-2-5	11	30-27	.550	11,314
11	Dec. 15	TB	*3-2	W	Barrasso	HATCHER	4-2-5	13	33-29	.591	11,755
12	Dec. 19	WSH	3-1	W	Barrasso	JAGR	5-2-	15	36-29	.625	14,967
13	Dec. 22	LA	0-3	L	Skudra	Murray	5-3-5	15	36-32	.577	13,171
14	Dec. 26	OTT	*2-1	W	Skudra	JAGR	6-3-5	17	38-33	.607	16,226
15	Dec. 30	FLA	7-4	W	Skudra	LANG	7-3-5	19	45-37	.633	#17,112
16	Jan. 5	CGY	*5-1	W	Barrasso	HATCHER	8-3-5	21	50-38	.656	11,992
17	Jan. 7	CAR	*4-2	W	Barrasso	HRDINA	9-3-5	23	54-40	.676	13,719
18	Jan. 9	STL	*2-1	W	Barrasso	LANG	10-3-5	25	56-41	.694	15,078
19	Jan. 21	NYI	*2-5	L	Barrasso	Sacco	10-4-5	25	58-46	.658	14,112
20	Jan. 26	CAR	*3-5	L	Bar./SKU.	Kapanen	10-5-5	25	61-51	.625	14,731
21	Jan. 28	TOR	*6-0	W	Skudra	WERENKA	11-5-5	27	67-51	.643	15,263
22	Jan. 30	BOS	*5-2	W	Skudra	HATCHER	12-5-5	29	72-53	.659	16,323
23	Feb. 2	BUF	*5-3	W	Skudra	MILLER	13-5-5	31	77-56	.674	14,106
24	Feb. 5	FLA	*3-0	W	Barrasso	JAGR	14-5-5	33	80-56	.688	14,283
25	Feb. 7	DET	*2-1	W	Barrasso	MILLER	15-5-5	35	82-57	.700	#17,062
26	Feb. 9	MTL	*3-2	W	Barrasso	KOVALEV	16-5-5	37	85-59	.712	11,453
27	Feb. 11	VAN	*6-5	W	Bar./SKU.	JAGR	17-5-5	39	91-64	.722	13,150
28	Feb. 15	WSH	*7-3	W	Skudra	TITOV	18-5-5	41	98-67	.732	14,329
29	Feb. 22	PHX	*4-1	W	Skudra	BARNES	19-5-5	43	102-68	.741	15,527
30	Mar. 3	MTL	*4-4	T	Bar./SKU.	JAGR	19-5-6	44	106-72	.733	15,307
31	Mar. 5	EDM	*2-2	T	Skudra	LANG	19-5-7	45	108-73	.726	15,688
32	Mar. 7	COL	1-3	L	Skudra	Hejduk	19-6-7	45	109-76	.703	16,262
33	Mar. 9	NJ	2-3	L	Skudra	Arnett	19-7-7	45	111-79	.682	15,157
34	Mar. 13	PHI	4-0	W	Skudra	STRAKA	20-7-7	47	115-79	.691	#17,143
35	Mar. 16	DAL	*2-2	T	Sku./AUB.	Hrkac	20-7-8	48	117-81	.686	16,447
36	Mar. 20	NSH	*1-1	T	Aubin	LANG	20-7-9	49	118-82	.681	15,895
37	Mar. 23	CHI	5-2	W	Skudra	KOVALEV	21-7-9	51	123-84	.689	15,123
38	Mar. 27	Buf	*1-1	T	Aubin	Grosek	21-7-10	52	124-85	.684	#16,984
39	Mar. 30	OTT	4-6	L	Skudra	Arvedson	21-8-10	52	128-91	.666	16,470
40	Apr. 3	NJ	2-4	L	AUB./Sku.	Niedermayer	21-9-10	52	130-95	.650	16,328
41	Apr. 17	NYI	2-7	L	BAR./Sku.	Lindgren	21-10-10	52	132-102	.634	16,208

1998-99 ROAD GAMES

Game Num.	Date	Opponent	Score	W/L/T	Penguins Goalie	Winning or Tying Goal	W-L-T	PTS	GF/GA	PCT.	ATTN.
1	Oct. 10	@NYI	4-3	W	Barrasso	WERENKA	1-0-0	2	4-3	1.000	11,457
2	Oct. 14	@NJ	3-1	W	Barrasso	TITOV	2-0-0	4	7-4	1.000	14,502
3	Oct. 21	@TB	0-5	L	SKU./Aub.	Tucker	2-1-0	4	7-9	.666	9,073
4	Oct. 26	@TOR	2-0	W	Skudra	LANG	3-1-0	6	9-9	.750	15,726
5	Oct. 28	@CGY	5-2	W	Skudra	WERENKA	4-1-0	8	14-11	.800	15,112
6	Oct. 30	@VAN	*2-2	T	Skudra	JAGR	4-1-0	9	16-13	.750	15,418
7	Oct. 31	@EDM	1-4	L	AUB./Sku.	Devereaux	4-2-0	9	17-17	.643	16,171
8	Nov. 5	@OTT	4-2	W	Aubin	HRDINA	5-2-1	11	21-19	.688	13,686
9	Nov. 13	@NJ	23-4	L	BAR./Aub.	McKay	5-3-1	11	24-23	.611	17,452
10	Nov. 19	@TB	5-1	W	Barrasso	BARNES	6-3-1	13	29-24	.650	10,456
11	Nov. 25	@WSH	4-5	L	Barrasso	Bondra	6-4-1	13	33-29	.591	19,740
12	Nov. 28	@MTL	4-3	W	Barrasso	STRAKA	7-4-1	15	37-32	.625	21,273
13	Dec. 4	@CAR	*3-3	T	Barrasso	KESA	7-4-2	16	40-35	.615	9,083
14	Dec. 5	@BOS	1-2	L	Barrasso	Heinze	7-5-2	16	41-37	.571	17,565
15	Dec. 12	@STL	4-3	W	Barrasso	KOVALEV	8-5-2	18	45-40	.600	19,291
16	Dec. 16	@FLA	1-4	L	Barrasso	Whitney	8-6-2	18	46-44	.563	18,165
17	Dec. 21	@TOR	1-7	L	BAR./Sku.	Sundin	8-7-2	18	47-51	.529	15,726
18	Jan. 2	@FLA	4-2	W	Barrasso	JAGR	9-7-2	20	51-53	.555	19,250
19	Jan. 13	@PHX	3-5	L	Barrasso	Stapleton	9-8-2	20	54-58	.526	15,609
20	Jan. 15	@SJ	2-3	L	Barrasso	Nolan	9-9-2	20	56-61	.500	17,483
21	Jan. 16	@LA	5-1	W	Barrasso	JAGR	10-9-2	22	61-62	.524	16,005
22	Jan. 18	@ANA	3-5	L	Barrasso	McInnis	10-10-2	22	64-67	.500	15,016
23	Jan. 31	@MTL	5-3	W	Skudra	TITOV	11-10-2	24	69-70	.522	20,533
24	Feb. 13	@NSH	*3-2	W	Skudra	MILLER	12-10-2	26	72-72	.542	17,298
25	Feb. 17	@NYI	1-3	L	Skudra	Lawrence	12-11-2	26	73-75	.520	10,148
26	Feb. 19	@NYR	1-6	L	Barrasso	Stevens	12-12-2	26	74-81	.500	18,200
27	Feb. 21	@PHI	1-2	L	Barrasso	Langkow	12-13-2	26	75-83	.481	19,664
28	Feb. 25	@COL	3-2	W	Barrasso	STRAKA	13-13-2	28	78-85	.500	16,061
29	Feb. 26	@DAL	4-6	L	BAR./Sku.	Hrkac	13-14-2	28	82-91	.483	16,928
30	Feb. 28	@WSH	3-4	L	Barrasso	Nikolishin	13-15-2	28	85-95	.466	19,740
31	Mar. 10	@CAR	*3-2	W	Skudra	MILLER	14-15-2	30	88-97	.484	10,563
32	Mar. 17	@TB	2-0	W	Aubin	BROWN	15-15-2	32	90-97	.500	12,703
33	Mar. 21	@NYR	*2-2	T	Aubin	TITOV	15-15-3	33	92-99	.500	18,200
34	Mar. 25	@NJ	3-5	L	Skudra	Sykora	15-16-3	33	95-104	.485	15,204
35	Mar. 28	@BUF	*3-4	L	Aubin	Ward	15-17-3	33	98-108	.471	18,595
36	Apr. 1	@OTT	*3-3	T	Aubin	JAGR	15-17-4	34	101-111	.472	18,500
37	Apr. 5	@BUF	1-3	L	Skudra	Woolley	15-18-4	34	102-114	.459	18,595
38	Apr. 8	@PHI	1-3	L	Skudra	Leclair	15-19-4	34	103-117	.447	19,647
39	Apr. 11	@DET	3-0	W	Barrasso	KOVALEV	16-19-4	36	106-117	.462	19,983
40	Apr. 15	@BOS	2-4	L	Barrasso	Carter	16-20-4	36	108-121	.450	16,965
41	Apr. 18	@NYR	*2-1	W	Barrasso	JAGR	17-20-4	38	110-122	.463	18,200

1998-99 REGULAR SEASON FINAL STANDINGS

EASTERN CONFERENCE

NORTHEAST DIVISION

TEAM	W	L	T	GF	GA	PTS
Ottawa	44	23	15	239	179	103
Toronto	45	30	7	268	231	97
Boston	39	30	13	214	181	91
Buffalo	37	28	17	207	175	91
Montreal	32	39	11	184	209	75

ATLANTIC DIVISION

TEAM	W	L	T	GF	GA	PTS
New Jersey	47	24	11	248	196	105
Philadelphia	37	26	19	231	196	93
Pittsburgh	38	30	14	242	225	90
NY Rangers	33	38	11	217	227	77
NY Islanders	24	48	10	194	244	58

SOUTHEAST DIVISION

TEAM	W	L	T	GF	GA	PTS
Carolina	34	30	18	210	202	86
Florida	30	34	18	210	228	78
Washington	31	45	6	200	218	68
Tampa Bay	19	54	9	179	292	47

WESTERN CONFERENCE

CENTRAL DIVISION

TEAM	W	L	T	GF	GA	PTS
Detroit	43	32	7	245	202	93
St. Louis	37	32	13	237	209	87
Chicago	29	41	12	202	248	70
Nashville	28	47	7	190	261	63

PACIFIC DIVISION

TEAM	W	L	T	GF	GA	PTS
Dallas	51	19	12	236	168	114
Phoenix	39	31	12	205	197	90
Anaheim	35	34	13	215	206	83
San Jose	31	33	18	196	191	80
Los Angeles	32	45	5	189	222	69

NORTHWEST DIVISION

TEAM	W	L	T	GF	GA	PTS
Colorado	44	28	10	239	205	98
Edmonton	33	37	12	230	226	78
Calgary	30	40	12	211	234	72
Vancouver	23	47	12	192	258	58

1998-99 FAST FACTS

RECORD IN 10-GAME SEGMENTS

GAMES	RECORD	PTS	GF	GA
1-10	4-3-3	11	28	30
11-20	5-3-2	12	31	22
21-30	4-4-2	10	24	31
31-40	7-3-0	14	37	25
41-50	8-2-0	16	40	26
51-60	4-5-1	9	31	33
61-70	4-2-4	12	24	17
71-80	1-7-2	4	23	33
81-82	1-1-0	2	4	8

RECORD BY DIVISIONS

	W	L	T	PTS	PCT.
ATLANTIC	5	11	4	14	.350
NORTHEAST	9	7	4	22	.550
CENTRAL	6	0	1	13	.929
PACIFIC	2	5	2	6	.333
SOUTHEAST	12	5	1	25	.694
NORTHWEST	4	2	2	10	.625

RECORD BY MONTHS

October	4-3-2	January	8-5-0
November	6-3-3	February	9-5-0
December	5-4-2	March	4-5-6
		April	2-5-1

Record After A Win	(20-11-6)
Record After A Loss	(12-13-5)
Record After A Tie	(5-6-3)
Record Having A Two-Goal Lead	(30-2-4)
Record When Behind By Two Goals	(4-26-4)
First Half Record	(20-14-7)
Second Half Record	(18-16-7)
Home Record	(21-10-10)
First Half	(11-4-5)
Second Half	(10-6-5)
Road Record	(17-20-4)
First Half	(9-10-2)
Second Half	(8-10-2)

LEAGUE RANKINGS

	No.	Rank
Goal Scoring	242	4th
Goals Allowed	225	17th
Power Play Proficiency	17.9	7th
Penalty Killing Efficiency	81.5	23rd
Power Play Goals Scored	65	T-6th
Power Play Goals Against	56	13th
Points	90	T-10th
Wins	38	9th
Losses	30	7th
Home Wins	21	T-8th
Road Wins	17	T-7th
Penalty Minutes	977	26th
Short Handed Goals Scored	10	T-6th
Short Handed Goals Allowed	14	27th
Hat Tricks	2	T-12th

1998-99 STATISTICS

POS	NO.	NAME	GP	G	A	PTS	+/-	PIM	PP	SH	GWG	GT	S	PCT.	
RW	68	Jaromir Jagr	81	44	83	127	17	66	10	1	7	2	343	12.8	
C	82	Martin Straka	80	35	48	83	12	26	5	4	4	1	177	19.8	
LW	9	German Titov	72	11	45	56	18	34	3	1	3	1	113	9.7	
RW	27	Alexei Kovalev	-PIT	63	20	26	46	8	37	5	1	4	0	156	12.8
			-NYR	14	3	4	7	-6	12	1	0	1	0	35	8.6
			TOTAL	77	23	30	53	2	49	6	1	5	0	191	12
C	20	Robert Lang	72	21	23	44	-10	24	7	0	3	3	137	15.3	
C	37	Kip Miller	77	19	23	42	1	22	1	0	4	0	125	15.2	
C	38	Jan Hrdina	82	13	29	42	-2	40	3	0	2	0	94	13.8	
D	4	Kevin Hatcher	66	11	27	38	11	24	4	2	3	0	131	8.4	
C	14	Stu Barnes	64	20	12	32	-12	20	13	0	3	0	155	12.9	
RW	44	Rob Brown	58	13	11	24	-15	16	9	0	1	0	78	16.7	
D	5	Brad Werenka	81	6	18	24	17	93	1	0	4	0	77	7.8	
D	71	Jiri Slegr	63	3	20	23	13	86	1	0	0	0	91	3.3	
RW	36	Matthew Barnaby	-PIT	18	2	2	4	-10	34	1	0	0	0	27	7.4
			-BUF	44	4	14	18	-2	143	0	0	3	0	52	7.7
			TOTAL	62	6	16	22	-12	177	1	0	3	0	79	7.6
RW	95	Aleksey Morozov	67	9	10	19	5	14	0	0	0	0	75	12	
RW	25	Dan Kesa	67	2	8	10	-9	27	0	0	0	1	33	6.1	
D	8	Bobby Dollas	70	2	8	10	-3	60	0	0	0	0	34	5.9	
D	24	Ian Moran	62	4	5	9	1	37	0	1	0	0	65	6.2	
D	47	Maxim Galanov	51	4	3	7	-8	14	2	0	0	1	44	9.1	
D	16	Jeff Serowik	26	0	6	6	-4	16	0	0	0	0	26	0	
D	11	Darius Kasparaitis	48	1	4	5	12	70	0	0	0	0	32	3.1	
G	35	Tom Barrasso	43	0	3	3	0	20	0	0	0	0	0	0	
LW	12	Martin Sonnenberg	44	1	1	2	-2	19	0	0	0	0	12	8.3	
LW	18	Patrick Lebeau	8	1	0	1	-2	2	0	0	0	0	4	25	
D	49	Greg Andrusak	7	0	1	1	4	4	0	0	0	0	2	0	
D	23	Victor Ignatjev	11	0	1	1	-3	6	0	0	0	0	15	0	
C	18	Ryan Savoia	3	0	0	0	-1	0	0	0	0	0	0	0	
D	46	Pavel Skrbek	4	0	0	0	2	2	0	0	0	0	1	0	
C	17	Brian Bonin	5	0	0	0	-2	0	0	0	0	0	2	0	
D	2	Chris Tamer	11	0	0	0	-2	32	0	0	0	0	2	0	
D	22	Sven Butenschon	17	0	0	0	-7	6	0	0	0	0	8	0	
G	30	Jean-Sebastien Aubin	17	0	0	0	0	0	0	0	0	0	0	0	
D	6	Neil Wilkinson	24	0	0	0	-2	22	0	0	0	0	11	0	
G	1	Peter Skudra	37	0	0	0	0	2	0	0	0	0	0	0	
C	29	Tyler Wright	61	0	0	0	-2	90	0	0	0	0	16	0	
		TOTALS	82	242	417	659	-	977	65	10	38	9	2009	12	
		OPPONENT TOTALS	82	225	359	584	-	1085	56	14	30	5	2129	10.7	

NO.	GOALTENDER	GP	MP	GAA	W-L-T	GA	SA	SV%	SO	EN
30	Jean-Sebastien Aubin	17	756	2.22	4-3-6	28	304	0.908	2	0
35	Tom Barrasso	43	2306	2.55	19-16-3	98	993	0.901	4	4
1	Peter Skudra	37	1914	2.79	15-11-5	89	822	0.892	3	6
	TOTALS	82	5011	2.69	38-30-14	225	2129	0.894	9	10
	OPPONENT TOTALS	82	5011	2.89	30-38-14	242	2009	0.88	3	4

1998-99 SEASON HIGHLIGHTS

- * Peter Skudra records his first career shutout with a 2-0 win over Toronto on October 26.
- * Jean-Sebastien Aubin records his first career shutout on Nov. 7, a 0-0 tie with Boston.
- * Tom Barrasso shuts out the Florida Panthers on Nov. 14, 4-0, marking the first time three Penguins goaltenders have recorded shutouts in one season.
- * Jaromir Jagr appears in his 600th NHL game on Nov. 25 at Washington.
- * Martin Straka records his third career hat trick on Nov. 28 at Montreal.
- * Tom Barrasso records his 336th career win on Jan. 5 vs. Calgary, and moves into 10th place on the all-time wins list, passing Gump Worsley.
- * Kevin Hatcher appears in his 1000th NHL game and Darius Kasparaitis appears in his 400th career game on Jan. 18th at Anaheim.
- * Jaromir Jagr records his 800th career point with a goal on Jan. 31 at Montreal.
- * Jan Hrdina is named the NHL's rookie of the month for January after recording nine points (4+5) and a plus-5 rating in 13 games.
- * The Penguins set a new NHL record by posting overtime wins in three consecutive games, Feb. 9-13.
- * The Penguins post a 10-game win streak from Jan. 28-Feb. 15.
- * Tom Barrasso appears in his 700th NHL game on Feb. 21 at Philadelphia.
- * The Penguins post a nine-game home winning streak from Jan. 28-Feb. 22, which ties Chicago for the longest home winning streak in the NHL.
- * German Titov appears in his 400th game Feb. 26 at Dallas.
- * Jaromir Jagr notches his 500th career assist on March 5 vs. Edmonton.
- * The Penguins post an 11-game home unbeaten streak from Jan. 28-Mar. 5, going 9-0-2. The streak was tied for the longest in the league with Phoenix, and is the fifth longest in team history.
- * The Penguins set a new team mark for overtime points in a season (25) with a 1-1 tie at Buffalo on Mar. 27. They finished the season with 28 overtime points.
- * Jaromir Jagr is named the NHL's player of the month for March after he records 27 points (9+18) in 15 games.
- * The Penguins establish a new team record for overtime wins in a season (7), with a 2-1 victory on Apr. 18 at the NY Rangers.
- * Jaromir Jagr captures his third Art Ross Trophy by recording 127 points (44+83). It is his second consecutive NHL scoring title, and the fifth in a row by a Penguins' player (Mario Lemieux 1995-96 and 1996-97; Jagr 1994-95, 1997-98 and 1998-99).
- * The Penguins advance to the Eastern Conference Quarterfinals by downing the New Jersey Devils, 4-2, in Game Seven on May 4.
- * Jaromir Jagr receives the Lester B. Pearson award as the "most outstanding player" from the NHLPA, and the Hart Trophy as the league's most valuable player on June 24.

1998-99 SUPERLATIVES

TEAM SINGLE GAME HIGHLIGHTS

	At Home	On Road
Most Goals Scored	7-4 win vs. Florida, Dec. 30 7-3 win vs. Washington, Feb. 15	5-2 win at Calgary, Oct. 28 5-1 win at Tampa Bay, Nov. 19 5-1 win at Los Angeles, Jan. 16 5-3 win at Montreal, Jan. 31
Largest Winning Margin	6-0 win vs. Toronto, Jan. 28	5-1 win at Tampa Bay, Nov. 19 5-1 win at Los Angeles, Jan. 16

TEAM SEASON HIGHLIGHTS

	Overall	Home	Road
Longest Winning Streak	10 games Jan. 28-Feb. 15	9 games Jan. 28-Feb. 15	2 games Oct. 10-14 Oct. 26-28 Jan. 31-Feb. 13 Mar. 10-17
Longest Unbeaten Streak	10 games 10-0-0 Jan. 28-Feb. 15	11 games 9-0-2 Jan. 28-Mar 5	3 games 2-0-1 Oct. 26-30 Mar. 10-21

GOALTENDING HIGHLIGHTS

Most Saves in a Game	35	Tom Barrasso, Feb. 7 - in a 2-1 win vs. Detroit
Most Consecutive Starts	16	Tom Barrasso, Nov. 13-Dec. 21: Record 6-6-3
Longest Win Streak	7	Peter Skudra Jan. 28-Feb. 15
Longest Unbeaten Streak	7	Peter Skudra, Jan. 28-Feb. 15: Record 7-0-0

INDIVIDUAL SINGLE-GAME HIGHLIGHTS

	At Home	On Road
Most Goals 2	Martin Straka (Oct. 24 vs. Toronto) Stu Barnes (Nov. 14 vs. Florida) Martin Straka (Nov. 24 vs. Tampa Bay) Jaromir Jagr (Dec. 1 vs. Anaheim) Kip Miller (Dec. 30 vs. Florida) Robert Lang (Dec. 30 vs. Florida) Martin Straka (Dec. 30 vs. Florida) Alexei Kovalev (Jan. 30 vs. Boston) Kip Miller (Feb. 2 vs. Buffalo) Jaromir Jagr (Feb. 5 vs. Florida) Jaromir Jagr (Feb. 11 vs. Vancouver) Aleksy Morozov (Feb. 15 vs. Washington) Stu Barnes (Feb. 22 vs. Phoenix) Jaromir Jagr (Mar. 9 vs. New Jersey) Martin Straka (Mar. 13 vs. Philadelphia) Jaromir Jagr (Apr. 17 vs. NY Islanders)	3 Stu Barnes (Nov. 25 at Washington) 3 Martin Straka (Nov. 29 at Montreal)
Most Assists 4	Jaromir Jagr (Feb. 2 vs. Buffalo)	3 Jaromir Jagr (Oct. 28 at Calgary) Jaromir Jagr (Nov. 25 at Washington) German Titov (Feb. 28 at Washington)
Most Points 5	Jaromir Jagr (1+4) (Feb. 2 vs. Buffalo)	4 Jaromir Jagr (2+2) (Jan. 31 at Montreal)

INDIVIDUAL SEASON HIGHLIGHTS

Most Goals	44	Jaromir Jagr
Most Assists	83	Jaromir Jagr
Most Points	127	Jaromir Jagr
Most Penalty Minutes	177	Matthew Barnaby
Most Shots	343	Jaromir Jagr
Most Power-Play Goals	10	Jaromir Jagr
Most Short-Handed Goals	4	Martin Straka
Most Game-Winning Goals	7	Jaromir Jagr
Most Games Played	82	Jan Hrdina
Highest Plus/Minus Rating	plus-18	German Titov
Top Scoring Center	Martin Straka	83 points (35+48)
Top Scoring Right Wing	Jaromir Jagr	127 points (44+83)
Top Scoring Left Wing	German Titov	56 points (11+45)
Top Scoring Defenseman	Kevin Hatcher	38 points (11+27)
Top Scoring Rookie	Jan Hrdina	42 points (13+29)
Longest Goal-Scoring Streak	6	Kip Miller (Feb. 7-17) (6 goals) ; Rob Brown (Mar. 28-Apr. 8) (6 goals)
Longest Assist Streak	8	Jaromir Jagr (Mar. 10-25) (11 assists)
Longest Point Streak	13	Jaromir Jagr (Dec. 26-Jan. 28) (8g, 17a, 25pts)
Most Goals at Home	25	Jaromir Jagr
Most Goals on the Road	19	Jaromir Jagr
Most Points at Home	74	Jaromir Jagr
Most Points on the Road	53	Jaromir Jagr

1998-99 SCORING BREAKDOWN

	HOME				ROAD				POWER PLAY			SHORT HANDED			ATLANTIC DIV.			
	GP	G	A	PTS	GP	G	A	PTS	G	A	PTS	G	A	PTS	GP	G	A	PTS
GREG ANDRUSAK	2	0	0	0	5	0	1	1	0	0	0	0	0	0	7	0	0	0
J.S. AUBIN	9	0	0	0	8	0	0	0	0	0	0	0	0	0	7	0	0	0
M. BARNABY	8	1	2	3	10	1	0	1	1	0	1	0	0	0	7	1	1	2
STU BARNES	33	8	8	16	31	12	4	16	13	3	16	0	0	0	12	2	2	4
TOM BARRASSO	19	0	3	3	24	0	0	0	0	0	0	0	1	1	10	0	0	0
BRIAN BONIN	1	0	0	0	4	0	0	0	0	0	0	0	0	0	3	0	0	0
ROB BROWN	26	4	4	8	32	9	7	16	9	6	15	0	0	0	16	3	2	5
S. BUTENSCHON	7	0	0	0	10	0	0	0	0	0	0	0	0	0	6	0	0	0
BOBBY DOLLAS	35	1	3	4	35	1	5	6	0	0	0	0	1	1	17	1	1	2
MAXIM GALANOV	26	3	1	4	25	1	2	3	2	1	3	0	0	0	10	2	0	2
KEVIN HATCHER	31	7	12	19	35	4	15	19	4	11	15	2	0	2	14	2	3	5
JAN HRDINA	41	6	19	25	41	7	10	17	3	7	10	0	1	1	19	1	6	7
VICTOR IGNATJEV	3	0	0	0	8	0	1	1	0	1	1	0	0	0	6	0	0	0
JAROMIR JAGR	41	25	49	74	40	19	34	53	10	34	44	1	0	1	18	9	18	27
D. KASPARAITIS	28	1	2	3	20	0	2	2	0	0	0	0	0	0	8	0	0	0
DAN KESA	34	0	4	4	33	2	4	6	0	2	2	0	0	0	14	0	0	0
ALEXEI KOVALEV	33	9	14	23	30	11	12	23	5	7	12	1	0	1	11	3	6	9
ROBERT LANG	38	14	11	25	34	7	12	19	7	5	12	0	0	0	16	6	6	12
PATRICK LEBEAU	2	1	0	1	6	0	0	0	0	0	0	0	0	0	3	1	0	1
KIP MILLER	40	13	16	29	37	6	7	13	1	5	6	0	0	0	15	1	4	5
IAN MORAN	30	3	2	5	32	1	3	4	0	0	0	1	0	1	14	0	1	1
A. MOROZOV	32	6	1	7	35	3	9	12	0	0	0	0	0	0	17	4	3	7
RYAN SAVOIA	2	0	0	0	1	0	0	0	0	0	0	0	0	0	0	0	0	0
JEFF SEROWIK	12	0	3	3	14	0	3	3	0	3	3	0	0	0	8	0	3	3
PETER SKUDRA	23	0	0	0	14	0	0	0	0	0	0	0	0	0	9	0	0	0
JIRI SLEGR	32	3	14	17	31	0	6	6	1	0	1	0	2	2	13	1	2	3
PAVEL SKRBEK	2	0	0	0	2	0	0	0	0	0	0	0	0	0	1	0	0	0
M. SONNENBERG	23	1	1	2	21	0	0	0	0	0	0	0	0	0	7	0	0	0
MARTIN STRAKA	40	18	27	45	40	17	21	38	5	17	22	4	2	6	19	5	11	16
CHRIS TAMER	5	0	0	0	6	0	0	0	0	0	0	0	0	0	5	0	0	0
GERMAN TITOV	37	5	24	29	35	6	21	27	3	16	19	1	0	1	16	3	6	9
BRAD WERENKA	41	3	15	18	40	3	3	6	1	1	2	0	2	2	19	1	6	7
NEIL WILKINSON	15	0	0	0	9	0	0	0	0	0	0	0	0	0	3	0	0	0
TYLER WRIGHT	33	0	0	0	28	0	0	0	0	0	0	0	0	0	17	0	0	0
HARRY YORK	1	0	0	0	1	0	0	0	0	0	0	0	0	0	1	0	0	0

1998-99 GOALTENDER BREAKDOWN

GOALIE (HOME)	GP	MP	GF	GA	PPGA	ENG	SO	GAA	W-L-T	SHOTS	SV PCTG.
J.S. AUBIN	9	371:53	9	11	1	0	1	1.77	2-1-4	166	0.934
TOM BARRASSO	19	909:57	43	30	10	1	3	1.98	9-3-2	398	0.925
PETER SKUDRA	23	1217:37	80	58	11	3	2	2.86	10-6-4	520	0.888
HOME TOTAL	41	2520:27	132	103	23	4	6	2.45	21-10-10	1078	0.904
GOALIE (ROAD)	GP	MP	GF	GA	PPGA	ENG	SO	GAA	W-L-T	SHOTS	SV PCTG.
PETER SKUDRA	14	696:35	26	31	10	3	1	2.63	5-5-1	302	0.897
J.S. AUBIN	8	384:18	15	17	6	0	1	2.65	2-2-2	138	0.877
TOM BARRASSO	24	1391:23	69	68	18	3	1	2.93	10-13-1	595	0.866
ROAD TOTAL	41	2490:17	110	122	34	6	3	2.99	17-20-4	1041	0.883

1998-99 QUARTERLY BREAKDOWN

NAME	Games1-20				GAMES 21-41				GAMES 42-61				GAMES 62-82				TOTALS			
	GP	G	A	PTS	GP	G	A	PTS	GP	G	A	PTS	GP	G	A	PTS	GP	G	A	PTS
G. Andrusak	-	-	-	-	-	-	-	-	-	-	-	-	7	0	1	1	7	0	1	1
J.S. Aubin	9	0	0	0	-	-	-	-	-	-	-	-	8	0	0	0	17	0	0	0
M. Barnaby	-	-	-	-	-	-	-	-	-	-	-	-	18	2	2	4	18	2	2	4
T. Barrasso	10	0	1	1	18	0	2	2	11	0	0	0	4	0	0	0	43	0	3	3
B. Bonin	-	-	-	-	-	-	-	-	-	-	-	-	5	0	0	0	5	0	0	0
R. Brown	20	4	5	9	10	0	2	2	7	1	1	2	21	8	3	11	58	13	11	24
S. Butenschon	-	-	-	-	-	-	-	-	-	-	-	-	17	0	0	0	17	0	0	0
B. Dollas	20	1	2	3	16	0	3	3	13	0	3	3	21	1	1	2	70	2	8	10
M. Galanov	14	3	0	3	21	0	2	2	12	1	0	1	4	0	1	1	51	4	3	7
K. Hatcher	20	2	11	13	21	5	10	15	19	4	6	10	6	0	0	0	66	11	27	38
J. Hrdina	20	2	5	7	21	3	6	9	20	4	12	16	21	4	6	10	82	13	29	42
V. Ignatjev	11	0	1	1	-	-	-	-	-	-	-	-	-	-	-	-	11	0	1	1
J. Jagr	20	5	23	28	21	12	17	29	20	12	26	38	20	15	17	32	81	44	83	127
D. Kasparaitis	11	0	1	1	20	0	1	1	17	1	2	3	-	-	-	-	48	1	4	5
D. Kesa	16	0	1	1	15	1	1	2	18	0	2	2	18	1	4	5	67	2	8	10
A. Kovalev	1	0	2	2	21	9	8	17	20	6	10	16	21	5	6	11	63	20	26	46
R. Lang	20	8	6	14	21	10	6	16	20	1	6	7	11	2	5	7	72	21	23	44
P. Lebeau	7	1	0	1	1	0	0	0	-	-	-	-	-	-	-	-	8	1	0	1
K. Miller	17	1	2	3	21	2	3	5	20	13	11	24	19	3	7	10	77	19	23	42
I. Moran	7	0	0	0	18	2	1	3	17	1	3	4	20	1	1	2	62	4	5	9
A. Morozov	17	4	3	7	9	1	2	3	20	4	0	4	21	0	5	5	67	9	10	19
R. Savoia	-	-	-	-	-	-	-	-	-	-	-	-	3	0	0	0	3	0	0	0
J. Serowik	20	0	6	6	6	0	0	0	-	-	-	-	-	-	-	-	26	0	6	6
P. Skudra	8	0	0	0	4	0	0	0	13	0	0	0	12	0	0	0	37	0	0	0
J. Siegr	6	0	0	0	17	1	6	7	20	2	8	10	20	0	6	7	63	3	20	23
P. Skrbek	-	-	-	-	-	-	-	-	-	-	-	-	4	0	0	0	4	0	0	0
M. Sonnenberg	1	0	0	0	10	0	0	0	20	1	1	2	13	0	0	0	44	1	1	2
M. Straka	20	10	11	21	21	11	15	26	19	9	8	17	20	5	14	19	80	35	48	83
G. Titov	18	3	9	12	20	3	17	20	20	4	12	16	14	1	7	8	72	11	45	56
B. Werenka	20	3	8	11	21	0	3	3	20	2	6	8	20	1	1	2	81	6	18	24
N. Wilkinson	4	0	0	0	5	0	0	0	5	0	0	0	10	0	0	0	24	0	0	0
T. Wright	13	0	0	0	18	0	0	0	13	0	0	0	17	0	0	0	61	0	0	0

1998-99 QUARTERLY GOALTENDER BREAKDOWN

NAME	GAMES 1-20				GAMES 21-41				GAMES 42-61				GAMES 62-82				TOTALS			
	GP	W	L	T	GP	W	L	T	GP	W	L	T	GP	W	L	T	GP	W	L	T
J. S. Aubin	9	3	1	1	-	-	-	-	-	-	-	-	8	1	2	5	17	4	3	6
T. Barrasso	10	3	3	1	18	10	7	2	11	4	4	0	4	2	2	0	43	19	16	3
P. Skudra	8	2	2	3	4	2	1	0	13	8	2	2	12	3	6	0	37	15	11	5
	GA	SH	SV	SV%	GA	SH	SV	SV%	GA	SH	SV	SV%	GA	SH	SV	SV%	GA	SH	SV	SV%
J. S. Aubin	13	112	99	0.88	-	-	-	-	-	-	-	-	15	192	177	0.92	28	304	276	0.91
T. Barrasso	20	198	178	0.9	45	448	403	0.9	25	247	222	0.9	8	98	90	0.92	98	993	895	0.9
P. Skudra	18	147	129	0.88	13	111	98	0.88	30	300	270	0.9	28	264	236	0.89	89	822	733	0.89

PENGUINS MONTH BY MONTH

	Oct.	Nov.	Dec.	Jan.	Feb.	Mar.	Apr.	May	Final Record
1967-68	3-6-1	6-3-2	4-8-2	4-7-2	4-5-3	6-5-3			27-34-13
1968-69	1-4-2	4-8-2	2-10-2	3-10-1	4-6-2	6-7-2			20-45-11
1969-70	1-4-3	5-6-2	5-7-0	3-7-3	8-5-0	3-7-4	1-2-0		26-38-12
1970-71	2-4-3	3-6-5	5-7-3	6-5-1	3-7-3	2-7-3	0-1-2		21-37-20
1971-72	5-5-2	3-9-0	3-7-4	1-8-3	7-6-0	6-3-4	1-0-1		26-38-14
1972-73	5-5-0	7-5-2	3-6-4	6-9-0	6-5-1	4-7-2	1-0-0		32-37-9
1973-74	4-4-1	3-7-2	2-10-2	5-8-0	5-6-1	7-4-3	2-2-0		28-41-9
1974-75	2-4-1	6-6-3	4-6-4	8-3-2	7-3-3	9-4-2	1-2-0		37-28-15
1975-76	4-2-1	6-8-1	5-7-2	4-7-3	8-2-4	7-6-1	1-1-0		35-33-12
1976-77	2-6-4	6-5-1	7-5-1	7-4-2	5-5-4	5-8-1	2-0-0		34-33-13
1977-78	3-5-1	4-6-3	4-6-4	5-5-3	4-2-5	2-11-2	3-2-0		25-37-18
1978-79	1-6-2	5-7-1	9-2-4	5-7-1	6-3-1	8-4-4	2-2-0		36-31-13
1979-80	4-4-1	5-4-3	5-3-7	5-10-0	4-7-0	6-7-2	1-2-0		30-37-13
1980-81	4-5-1	2-8-3	5-6-3	6-6-1	7-5-1	5-6-3	1-1-1		30-37-13
1981-82	5-7-2	7-1-2	4-7-2	5-8-2	3-8-2	5-5-3	2-0-0		31-36-13
1982-83	3-9-1	5-3-3	3-9-2	1-12-1	3-11-0	3-7-2	0-2-0		18-53-9
1983-84	3-9-0	3-7-3	3-8-2	1-11-0	3-10-1	3-12-0	0-1-0		16-58-6
1984-85	5-4-0	1-8-3	8-5-1	4-8-1	2-10-0	4-12-0	0-4-0		24-51-5
1985-86	3-5-2	5-7-1	8-6-1	7-4-2	7-4-1	3-9-1	1-3-0		34-38-8
1986-87	8-3-0	5-5-4	2-7-3	4-8-1	4-7-2	5-8-2	2-0-0		30-38-12
1987-88	3-6-3	6-4-2	7-4-2	5-9-2	4-7-0	9-5-0	2-0-0		36-35-9
1988-89	7-4-0	7-6-0	9-2-3	5-6-1	4-6-3	6-9-0	2-0-0		40-33-7
1989-90	3-7-2	6-7-0	7-5-1	6-6-1	8-5-1	2-10-3			32-40-8
1990-91	6-6-1	5-6-1	10-6-1	7-4-0	4-7-1	9-4-2			41-33-6
1991-92	5-5-2	8-3-2	9-5-0	3-7-1	3-7-3	10-3-1	1-2-0		39-32-9
1992-93	8-1-2	9-5-1	9-3-1	8-5-1	5-5-1	11-2-0	6-0-1		56-21-7
1993-94	7-4-1	5-3-5	6-4-2	6-3-3	7-6-1	9-5-1	4-2-0		44-27-13
1994-95					9-3-2	8-6-0	7-5-1	0-2-0	29-16-3
1995-96	4-2-2	10-3-1	10-4-0	7-7-0	6-5-1	9-5-0	3-3-0		49-29-4
1996-97	2-8-0	6-5-2	11-2-2	8-3-1	4-7-0	5-8-2	2-3-1		38-36-8
1997-98	7-5-2	7-4-3	7-3-3	8-3-2	1-2-3	6-3-4	4-4-1		40-24-18
1998-99	4-3-2	6-3-3	5-4-2	8-5-0	9-5-0	4-5-6	2-5-1		38-30-14

October	124-152-45
November	166-168-66
December	181-174-70
January	166-205-41
February	164-182-50
March	187-204-63
April	54-49-9
May	0-2-0
TOTAL	1042-1136-344

1998-99 INJURIES

TOTAL GAMES MISSED	PLAYER	INJURY	GAMES MISSED
6	AUBIN	Strained hamstring, Apr. 3 vs. NJ	Apr. 5-18
31	BARRASSO	Groin Injury, Oct. 17 vs. NYR Bruised hip, Dec. 21 at Toronto Strained neck, Jan. 26 vs. Car. Hip strain, Feb. 11 vs. Van. Broken hand, Mar. 3 vs. Mtl.	Oct. 21-24, Oct. 28-Nov. 3 Dec. 22-26 Jan. 28-31 Feb. 13-15 Mar. 5-Apr. 8
24	BROWN	Broken foot, Dec. 22 vs. LA	Dec. 22-Feb. 19
3	DOLLAS	Broken toe, Dec. 26 vs. Ott	Dec. 30-Jan. 5
24	GALANOV	Shoulder, Jan. 26 vs. Car. Separated shoulder, Mar. 13 vs. Phi.	Jan. 28-Feb. 9 Mar. 16-Apr. 18
16	HATCHER	Broken foot, Mar. 4	Mar. 5-Apr. 3
66	IGNATJEV	Shoulder injury, Nov. 17 vs. Phi Surgery for torn rotator cuff on Dec. 3	Nov. 19-Apr. 18
1	JAGR	Groin injury, Apr. 5 at Buf.	Apr. 8
32	KASPARAITIS	Knee injury, Sept. 20 at Det. Bruised knee, Dec. 21 at Tor. Groin strain Injured knee, Mar. 5 Knee surgery on Mar. 24	Oct. 10-30 Dec. 22 Feb. 25-26 Mar. 7-Apr. 18
5	KESA	Flu, Feb. 2 Strained quadriceps, Apr. 13	Feb. 2-5 Apr. 15-18
1	KOVALEV	Bruised shoulder	Nov. 25
10	LANG	High ankle sprain, Mar. 23	Mar. 25-Apr. 15
22	LEBEAU	Injured shoulder and elbow, Oct. 30 at Van.	Oct. 31-Dec. 22
1	MILLER	Eye injury, Mar. 20 vs. Nas.	Mar. 21
20	MORAN	Ankle injury, Oct. 26 at Tor. Bruised ankle, Jan. 5 vs. Cgy. Bruised right testicle, Feb. 5 vs. Fla. Ankle injury	Oct. 28-Nov. 5, Nov. 10 Jan. 7-9 Feb. 7-11 Apr. 5
15	MOROZOV	Concussion, Nov. 14 vs. Fla. Concussion, Nov. 21 at Tor.	Nov. 17-21 Dec. 22-Jan. 21
50	SEROWIK	Concussion, Dec. 30 vs. Fla.	Jan. 2-Apr. 18
16	SKUDRA	Dislocated shoulder, Sept. 8 Bruised lower left leg, Nov. 3 vs. Phi.	Oct. 10-14 Nov. 5-Dec. 5
14	SLEGR	Broken hand, Nov. 5 at Ott. Bruised knee, Apr. 1 at Ott.	Nov. 7-Dec. 5 Apr. 3
2	STRAKA	Bruised shoulder, Mar. 3 vs. Mtl. Bruised shoulder, Apr. 8 at Phi.	Mar. 5 Apr. 11
9	TITOV	Bruised finger, Nov. 19 at TB Bruised knee, Nov. 25 at Wsh. Hamstring, Mar. 25 at NJ	Nov. 21 Nov. 27-28 Mar. 27-30
27	WILKINSON	Hamstring, Apr. 5 at Buf. Groin Injury, Oct. 26 Back injury, Jan. 15 Groin injury, Mar. 27 vs. Buf.	Apr. 8-15 Oct. 28-Nov. 21 Jan. 15-21 Mar. 28-Apr. 18

393 TOTAL MAN-GAMES LOST DUE TO INJURY OR ILLNESS


1998-99 MAN GAMES LOST

DATE	OPP.	PLAYER(S)	GAMES
10/10	@NYI	Kasparaitis, Skudra	2
10/14	@NJ	Kasparaitis, Skudra	2/4
10/17	NYR	Kasparaitis	1/5
10/21	@TB	Barrasso, Kasparaitis	2/7
10/24	TOR	Barrasso, Kasparaitis	2/9
10/26	@TOR	Kasparaitis	1/10
10/28	@CGY	Barrasso, Kasparaitis, Moran, Wilkinson	4/14
10/30	@VAN	Barrasso, Kasparaitis, Moran, Wilkinson	4/18
10/31	@EDM	Barrasso, Lebeau, Moran, Wilkinson	4/22
11/3	PHI	Barrasso, Lebeau, Moran, Wilkinson	4/26
11/5	@OTT	Lebeau, Moran, Skudra, Wilkinson	4/30
11/7	BOS	Lebeau, Skudra, Slegre, Wilkinson	4/34
11/10	NYI	Lebeau, Moran, Skudra, Slegre, Wilkinson	5/39
11/13	@NJ	Lebeau, Moran, Skudra, Slegre, Wilkinson	5/44
11/14	FLA	Lebeau, Moran, Skudra, Slegre, Wilkinson	5/49
11/17	PHI	Lebeau, Moran, Morozov, Skudra, Slegre, Wilkinson	6/55
11/19	@TB	Ignatjev, Lebeau, Moran, Morozov, Skudra, Slegre, Wilkinson	7/62
11/21	TB	Ignatjev, Lebeau, Moran, Morozov, Skudra, Slegre, Titov, Wilkinson	8/70
11/25	@WSH	Ignatjev, Kovalev, Lebeau, Moran, Skudra, Slegre	6/76
11/27	NYR	Ignatjev, Lebeau, Moran, Skudra, Slegre, Titov	6/82
11/28	@MTL	Ignatjev, Lebeau, Moran, Skudra, Slegre, Titov	6/88
12/1	ANA	Ignatjev, Lebeau, Skudra, Slegre	4/92
12/4	@CAR	Ignatjev, Lebeau, Skudra, Slegre	4/96
12/5	@BOS	Ignatjev, Lebeau, Skudra, Slegre	4/100
12/12	@STL	Ignatjev, Lebeau	2/102
12/15	TB	Ignatjev, Lebeau	2/104
12/16	@FLA	Ignatjev, Lebeau	2/106
12/19	WSH	Ignatjev, Lebeau	2/108
12/21	@TOR	Ignatjev, Lebeau	2/110
12/22	LA	Barrasso, Ignatjev, Kasparaitis, Lebeau, Morozov	5/115
12/26	OTT	Barrasso, Brown, Ignatjev, Morozov	4/119
12/30	FLA	Brown, Dallas, Ignatjev, Morozov	4/123
1/2	@FLA	Brown, Dallas, Ignatjev, Morozov, Serowik	5/128
1/5	CGY	Brown, Dallas, Ignatjev, Morozov, Serowik	5/133
1/7	CAR	Brown, Ignatjev, Moran, Morozov, Serowik	5/138
1/9	STL	Brown, Ignatjev, Moran, Morozov, Serowik	5/143
1/13	@PHX	Brown, Ignatjev, Morozov, Serowik	4/147
1/15	@SJ	Brown, Ignatjev, Morozov, Serowik, Wilkinson	5/152
1/16	@LA	Brown, Ignatjev, Morozov, Serowik, Wilkinson	5/157
1/18	@ANA	Brown, Ignatjev, Morozov, Serowik, Wilkinson	5/162
1/21	NYI	Brown, Ignatjev, Morozov, Serowik, Wilkinson	5/167
1/26	CAR	Brown, Ignatjev, Serowik	3/170
1/28	TOR	Barrasso, Brown, Galanov, Ignatjev, Serowik	5/175
1/30	BOS	Barrasso, Brown, Galanov, Ignatjev, Serowik	5/180
1/31	@MTL	Barrasso, Brown, Galanov, Ignatjev, Serowik	5/185
2/2	BUF	Brown, Galanov, Ignatjev, Kesa, Serowik	5/190
2/5	FLA	Brown, Galanov, Ignatjev, Kesa, Serowik	5/195
2/7	DET	Brown, Galanov, Ignatjev, Moran, Serowik	5/200
2/9	MTL	Brown, Ignatjev, Moran, Serowik	4/204
2/11	VAN	Brown, Ignatjev, Moran, Serowik	4/208
2/13	@NSH	Barrasso, Brown, Ignatjev, Serowik	4/212
2/15	WSH	Barrasso, Brown, Ignatjev, Serowik	4/216
2/17	@NYI	Brown, Ignatjev, Serowik	3/219
2/19	@NYR	Brown, Ignatjev, Serowik	3/222
2/21	@PHI	Ignatjev, Serowik	2/224
2/22	PHX	Ignatjev, Serowik	2/226
2/25	@COL	Ignatjev, Kasparaitis, Serowik	3/229
2/26	@DAL	Ignatjev, Kasparaitis, Serowik	3/232
2/28	@WSH	Ignatjev, Serowik	2/234
3/3	MTL	Ignatjev, Serowik	2/236
3/5	EDM	Barrasso, Hatcher, Ignatjev, Serowik, Straka	5/241
3/7	COL	Barrasso, Hatcher, Ignatjev, Kasparaitis, Serowik	5/246
3/9	NJ	Barrasso, Hatcher, Ignatjev, Kasparaitis, Serowik	5/251
3/10	@CAR	Barrasso, Hatcher, Ignatjev, Kasparaitis, Serowik	5/256
3/13	PHI	Barrasso, Hatcher, Ignatjev, Kasparaitis, Serowik	5/261
3/16	DAL	Barrasso, Galanov, Hatcher, Ignatjev, Kasparaitis, Serowik	6/267
3/17	@TB	Barrasso, Galanov, Hatcher, Ignatjev, Kasparaitis, Serowik	6/273
3/20	NSH	Barrasso, Galanov, Hatcher, Ignatjev, Kasparaitis, Serowik	6/279
3/21	@NYR	Barrasso, Galanov, Hatcher, Ignatjev, Kasparaitis, Miller, Serowik	7/286
3/23	CHI	Barrasso, Galanov, Hatcher, Ignatjev, Kasparaitis, Serowik	6/292
3/25	@NJ	Barrasso, Galanov, Hatcher, Ignatjev, Kasparaitis, Lang, Serowik	7/299
3/27	BUF	Barrasso, Galanov, Hatcher, Ignatjev, Kasparaitis, Lang, Serowik, Titov	8/307
3/28	@BUF	Barrasso, Galanov, Hatcher, Ignatjev, Kasparaitis, Lang, Serowik, Titov, Wilkinson	9/316
3/30	OTT	Barrasso, Galanov, Hatcher, Ignatjev, Kasparaitis, Lang, Serowik, Titov, Wilkinson	9/325
4/1	@OTT	Barrasso, Galanov, Hatcher, Ignatjev, Kasparaitis, Lang, Serowik, Titov, Wilkinson	8/333
4/3	NJ	Barrasso, Galanov, Hatcher, Ignatjev, Kasparaitis, Lang, Serowik, Slegre, Wilkinson	9/342
4/5	@BUF	Aubin, Barrasso, Galanov, Ignatjev, Kasparaitis, Lang, Moran, Serowik, Wilkinson	9/351
4/8	@PHI	Aubin, Barrasso, Galanov, Ignatjev, Jagr, Kasparaitis, Lang, Serowik, Titov, Wilkinson	10/361
4/11	@DET	Aubin, Galanov, Ignatjev, Kasparaitis, Lang, Serowik, Straka, Titov, Wilkinson	9/370
4/15	@BOS	Aubin, Galanov, Ignatjev, Kasparaitis, Kesa, Lang, Serowik, Titov, Wilkinson	9/379
4/17	NYI	Aubin, Galanov, Ignatjev, Kasparaitis, Kesa, Serowik, Wilkinson	7/386
4/18	@NYR	Aubin, Galanov, Ignatjev, Kasparaitis, Kesa, Serowik, Wilkinson	7/393


1998-99 TRANSACTIONS

September 16	Signed defenseman Josef Melichar.
September 17	Assigned forward Milan Kraft to Prince Albert (WHL), forward Alexandre Mathieu to Halifax (QMJHL) and defenseman Josef Melichar to Tri-City (WHL).
September 27	Assigned goaltender Craig Hillier, defencemen Chris Kelleher, Thomas O'Connor, Michal Rozsival and Pavel Skrbek and forwards Alexei Kolkunov, Valentin Morozov, Sean O'Brien, Boris Protsenko and Ryan Savoia to Syracuse (AHL); released forwards Gilbert Dionne, Steve Maltais and Jeff Shevalier.
October 5	Released forward Alexander Semak; claimed defenseman Maxim Galanov from NY Rangers and center Kip Miller from NY Islanders in the NHL Waiver Draft.
October 6	Assigned defenseman Andrew Ference to Portland (WHL).
October 7	Signed defenseman Jeff Serowik and center Kip Miller.
October 8	Signed left wing Patrick Lebeau; assigned center Todd Hlushko to Grand Rapids (IHL), center Sean Pronger and defencemen Sven Butenschon to Houston (IHL), center Brian Bonin and defenseman Tuomas Gronman to Kansas City (IHL) and center/left wing Robert Dome to Syracuse (AHL).
October 9	Signed left wing Martin Sonnenberg and assigned him to Syracuse (AHL).
October 12	Signed goaltender Brian Leitza and assigned him to Arkansas (WPHL).
October 16	Assigned goaltender Jean-Sebastien Aubin to Kansas City (IHL).
October 20	Recalled goaltender Jean-Sebastien Aubin from Kansas City (IHL).
October 25	Assigned goaltender Jean-Sebastien Aubin to Kansas City (IHL).
October 28	Recalled goaltender Jean-Sebastien Aubin from Kansas City (IHL).
November 1	Assigned defenseman Tomas O'Connor to Syracuse (AHL) from Wheeling (ECHL).
November 18	Recalled center Sean Pronger from Houston (IHL).
November 21	Recalled left wing Martin Sonnenberg from Syracuse (AHL).
November 22	Assigned left wing Martin Sonnenberg to Syracuse (AHL).
November 25	Acquired Alexei Kovalev, Harry York and future considerations from the NY Rangers for Petr Nedved, Sean Pronger and Chris Tamer.
December 10	Assigned goaltender Jean-Sebastien Aubin to Kansas City (IHL) and right wing Dan Kesa to Detroit (IHL).
December 22	Recalled goaltender Craig Hillier from Syracuse (AHL) and right wing Dan Kesa from Detroit (IHL).
December 23	Assigned goaltender Craig Hillier to Syracuse (AHL) and right wing Dan Kesa to Detroit (IHL).
December 26	Recalled goaltender Jean-Sebastien Aubin from Kansas City (IHL).
December 27	Assigned goaltender Jean-Sebastien Aubin to Kansas City (IHL).
December 29	Assigned left wing Patrick Lebeau to Grand Rapids (IHL). Recalled right wing Dan Kesa from Detroit (IHL) and left wing Martin Sonnenberg from Syracuse (AHL).
January 28	Recalled goaltender Jean-Sebastien Aubin from Kansas City (IHL).
February 1	Assigned goaltender Jean-Sebastien Aubin to Kansas City (IHL).
February 10	Traded left wing Sean O'Brien to Philadelphia for future considerations.
February 12	Recalled goaltender Jean-Sebastien Aubin from Kansas City (IHL).
February 16	Assigned goaltender Jean-Sebastien Aubin to Kansas City (IHL).
March 4	Recalled goaltender Jean-Sebastien Aubin from Kansas City (IHL).
March 11	Acquired right wing Matthew Barnaby from Buffalo for left wing Stu Barnes. Recalled defenseman Sven Butenschon from Houston (IHL); assigned left wing Martin Sonnenberg to Syracuse (AHL).
March 18	Acquired right wing Brent Peterson from Tampa Bay for future considerations and assigned him to Grand Rapids (IHL).
March 19	Signed defenseman Greg Andrusak and assigned him to Houston (IHL).
March 21	Recalled left wing Martin Sonnenberg from Syracuse (AHL).
March 23	Assigned left wing Martin Sonnenberg to Syracuse (AHL).
March 27	Recalled left wing Martin Sonnenberg and center Ryan Savoia from Syracuse (AHL).
March 28	Recalled defencemen Pavel Skrbek and Chris Kelleher and forward Boris Protsenko from Syracuse (AHL).
March 29	Assigned defenseman Chris Kelleher and forward Boris Protsenko to Syracuse (AHL).
March 31	Assigned center Ryan Savoia to Syracuse (AHL).
April 3	Recalled defenseman Greg Andrusak from Houston (IHL).
April 4	Assigned defenseman Pavel Skrbek to Syracuse (AHL).
April 5	Recalled goaltender Craig Hillier from Syracuse (AHL).
April 9	Assigned goaltender Craig Hillier to Syracuse (AHL).
April 13	Assigned left wing Martin Sonnenberg to Syracuse (AHL).





*Teemu
Selanne*



© & © Mighty Ducks

Team Information

Location: 2695 E. Katella Ave., Anaheim, CA 92806
Founded: 1992
Owner: The Walt Disney Company
Governor: Tony Tavares
President/General Manager: Pierre Gauthier
Head Coach: Craig Hartsburg
Coach's Career NHL Record (Seasons):
 139-136-53 (4)
Assistant Coaches: Newell Brown, George Burnett
Mgr. Communications/Team Services: Rob Scichilli
Head Athletic Trainer: Greg Smith
Arena (Capacity): Arrowhead Pond of Anaheim
 (17,174)
General Office Phone: (714) 940-2900
Starting Times of Games: 7:35 pm, Sun: 5:05 pm
Team Colors: Purple, Jade, Silver and White
Radio: XTRA Sports (690 AM)
Commercial TV: KCAL TV Channel 9
Cable TV: Fox Sports West
Website: www.mightyducks.com

- All-Time NHL Record:** 180-222-57
- 1998-99 Record/Finish:** 35-34-13; Third, Pacific Division
- 1999 Playoff Record:** Lost to Detroit, 4-0, Western Conference Quarterfinals
- 1998-99 Top Scorer:** Teemu Selanne (47-60-107)
- Stanley Cup Titles:** None
- All-Time Anaheim Scorer vs Pittsburgh:** Teemu Selanne (6gp, 2-10-12)
- All-Time Pittsburgh Scorer vs Anaheim:** Jaromir Jagr (8gp, 10-9-19)
- Longest Anaheim Win Streak vs Pittsburgh:** 1, Dec. 13, 1995 and Jan. 18, 1999
- Longest Pittsburgh Win Streak vs Anaheim:** 4, Dec. 7, 1996-Dec. 10, 1997
- Longest Anaheim Undefeated Streak vs Pittsburgh:** 2, Dec. 1, 1998-Jan. 18, 1999 (1-0-1)
- Longest Pittsburgh Undefeated Streak vs Anaheim:** 4, Dec. 7, 1996-Dec. 10, 1997 (4-0-0)
- Last Pittsburgh Win at Home:** Dec. 6, 1997 (5-2) (0-0-1 since last win)
- Last Anaheim Win at Home:** Jan. 18, 1999, (5-3) (0-0-0 since last win)
- Last Pittsburgh Win at Anaheim:** Dec. 10, 1997 (3-0) (0-1-0 since last win)
- Last Anaheim Win at Pittsburgh:** None (0-3-2)
- Most Goals by Pittsburgh vs Anaheim:** 7, Dec. 11, 1996 (P, 7-3)
- Most Goals by Anaheim vs Pittsburgh:** 6, Dec. 13, 1995 (A, 6-3)
- Most Goals by Both Teams:** 10, Dec. 11, 1996 (P, 7-3)
- Last Pittsburgh Shutout vs Anaheim:** Dec. 10, 1997 (3-0), Tom Barrasso
- Last Anaheim Shutout vs Pittsburgh:** None
- Last Pittsburgh Hat Trick vs Anaheim:** None
- Last Anaheim Hat Trick vs Pittsburgh:** None
- Last Pittsburgh Trade with Anaheim:** Mar. 24, 1998, Sean Pronger to Pittsburgh for rights to Patrick Lalime
- Overtime Record vs Pittsburgh:** 0-0-2

vs. Penguins

REGULAR SEASON

YEAR	TOTAL	HOME	ROAD	GF-GA
1993-94	1-0-1	0-0-1	1-0-0	7-5
1994-95	DID NOT PLAY			
1995-96	1-1-0	1-0-0	0-1-0	8-8
1996-97	2-0-0	1-0-0	1-0-0	12-6
1997-98	2-0-0	1-0-0	1-0-0	8-2
1998-99	0-1-1	0-0-1	0-1-0	7-9
TOTAL	6-2-2	3-0-2	3-2-0	42-30

1999-2000 Schedule

Wed., October 27 @ Anaheim - 10:30

Sat., January 29 @ Pittsburgh - 7:30

1998-99	GP	W	L	T	PTS	GF	GA	PPG	SHG	PEN	PIM
PITTSBURGH	2	0	1	1	1	7	9	2-11	0	11	22
ANAHEIM	2	1	0	1	3	9	7	4-9	0	13	26

AT PITTSBURGH (0-0-1)

AT ANAHEIM (0-1-0)

Dec. 1 - Anaheim (Hebert) 4 at Pittsburgh (Barrasso) 4


Jan. 18 -Pittsburgh (Barrasso) 3 at ANAHEIM (HEBERT) 5 **WG - McInnis**

GOALS AND SHOTS BY PERIOD	1ST	2ND	3RD	OT	TOTAL
PITTSBURGH	1-27	2-25	4-28	0-3	7-83
ANAHEIM	3-19	1-19	5-24	0-2	9-64

GOALTENDERS	GP	MP	GF	GA	ENG	SO	AVG	SHOTS	SVPCT	W-L-T
Barrasso (P)	2	122:14	7	8	1	0	3.93	63	.873	0-1-1
PITTSBURGH TOTALS	2	125:00	7	9	1	0	4.32	64	.859	0-1-1
Hebert (A)	2	125:00	9	7	0	0	3.36	83	.916	1-0-1
ANAHEIM TOTALS	2	125:00	9	7	0	0	3.36	83	.916	1-0-1

POWER PLAY GOALS: PITTSBURGH (2 for 11) - Hatcher, Straka
 ANAHEIM (4 for 9) - Olausson (2), McInnis, Rucchin

PITTSBURGH	GP	G	A	PTS	PIM	SOG	+/-	ANAHEIM	GP	G	A	PTS	PIM	SOG	+/-	
Straka	2	3	3	6	2	6	2	Selanne	2	0	7	7	2	5	3	
Jagr	2	2	3	5	2	11	3	Green	2	2	1	3	2	7	2	
Titov	2	1	4	5	0	4	3	McInnis	2	2	1	3	0	6	-2	
Hatcher	2	1	3	4	0	15	1	Olausson	2	2	1	3	0	6	1	
Barnes	2	0	1	1	0	6	1	Cullen	2	0	3	3	2	4	1	
Brown	1	0	0	0	0	2	E	Kariya	2	1	1	2	2	11	E	
Morozov	1	0	0	0	0	0	-1	Rucchin	2	1	1	2	2	4	-1	
Serowik	1	0	0	0	0	2	3	E	Sandstrom	1	1	0	1	0	4	E
Siegr	1	0	0	0	0	1	-1	Davidsson	1	0	0	0	0	0	E	
Sonnenberg	1	0	0	0	0	0	E	Marha	1	0	0	0	0	2	-1	
Wright	1	0	0	0	0	0	E	McKenzie	1	0	0	0	0	1	-1	
Barrasso	2	0	0	0	0	0	-	Aalto	2	0	0	0	4	1	E	
Dollas	2	0	0	0	2	4	E	Drury	2	0	0	0	0	0	1	
Galanov	2	0	0	0	2	2	-1	Grimson	2	0	0	0	0	0	E	
Hrdina	2	0	0	0	0	2	E	Haller	2	0	0	0	0	1	-3	
Kasparaitis	2	0	0	0	8	1	E	Hebert	2	0	0	0	0	0	-	
Kesa	2	0	0	0	0	2	E	Marshall	2	0	0	0	2	2	-3	
Kovalev	2	0	0	0	0	8	-2	Nielsen	2	0	0	0	0	1	-2	
Lang	2	0	0	0	0	3	-4	Pushor	2	0	0	0	0	3	1	
Miller	2	0	0	0	2	7	-1	Salei	2	0	0	0	8	4	2	
Moran	2	0	0	0	0	2	-1	Trnka	2	0	0	0	2	2	2	
Werenka	2	0	0	0	2	4	1									
TOTALS	2	7	14	21	22	83		TOTALS	2	9	15	24	26	64		



Damian Rhodes



Team Information

Location: One CNN Center, Atlanta, GA 30348
Founded: 1999
Owner and Governor: Time Warner, Inc.
President: Dr. Harvey W. Schiller
Executive Vice-President/General Manager: Don Waddell
Head Coach: Curt Fraser
NHL Career Record (Seasons): First Season
Assistant Coaches: Jay Leach, George Kingston
Director of Media Relations: Rob Koch
Athletic Trainer: Scott Green
Arena (Capacity): Philips Arena (18,500)
General Office Phone: (404) 827-5300
Starting Times of Games: Weeknights: 7:30, Weekends: 7:00, Weekend Matinees: 3:00
Team Colors: Navy, Copper, Red, Gold and Blue
Radio: WQXI 790 AM, WLKQ 102.3 FM
Commercial TV: UPN 69
Cable TV: Turner South
Website: www.atlantathrashers.com

1999-2000 Schedule

Thu., January 27 @ Pittsburgh - 7:30
 Mon., January 31 @ Atlanta - 7:30
 Wed., February 9 @ Pittsburgh - 7:30
 Fri., March 24 @ Atlanta - 7:30

NHL ALIGNMENT

EASTERN CONFERENCE

ATLANTIC DIVISION

New Jersey Devils
 New York Islanders
 New York Rangers
 Philadelphia Flyers
 Pittsburgh Penguins

NORTHEAST DIVISION

Boston Bruins
 Buffalo Sabres
 Montreal Canadiens
 Ottawa Senators
 Toronto Maple Leafs

SOUTHEAST DIVISION

Atlanta Thrashers
 Carolina Hurricanes
 Florida Panthers
 Tampa Bay Lightning
 Washington Capitals

WESTERN CONFERENCE

CENTRAL DIVISION

Chicago Blackhawks
 Detroit Red Wings
 Nashville Predators
 St. Louis Blues
 Columbus Blue Jackets *


NORTHWEST DIVISION

Calgary Flames
 Colorado Avalanche
 Edmonton Oilers
 Vancouver Canucks
 Minnesota Wild *

PACIFIC DIVISION

Mighty Ducks of Anaheim
 Dallas Stars
 Los Angeles Kings
 Phoenix Coyotes
 San Jose Sharks

* 2000 - 2001



Team Information

Location: 150 E. Wilson Bridge Rd., Suite 235
Columbus, OH 43085

Founded: 1997 (Begin Play in 2000-2001)

Chairman: John McConnell

General Manager: Doug MacLean

General Office Phone: 614-540-GOAL

Website: www.columbusbluejackets.com



Team Information

Location: Piper Jaffray Plaza, 444 Cedar St., Suite
900, St. Paul, MN 55101

Founded: 1997 (Begin Play in 2000-2001)

Chairman: Bob Naegele, Jr.


CEO: Jac K. Sperling

General Manager: TBA


VP Communications: Bill Robertson

General Office Phone: (651) 222-WILD

Website: www.wild.com



Ray Bourque



All-Time NHL Record: 2384-1860-732
1998-99 Record/Finish: 39-30-13; Third, Northeast Division
1999 Playoff Record: Defeated Carolina, 4-2, Eastern Conference Quarterfinals; Lost to Buffalo, 4-2, Eastern Conference Semifinals
1998-99 Top Scorer: Jason Allison (23-53-76)
Stanley Cup Titles: Five (1929, 1939, 1941, 1970, 1972)
All-Time Pittsburgh Scorer vs Boston: Mario Lemieux (34gp, 27-35-62)
All-Time Boston Scorer vs Pittsburgh: Ray Bourque (70gp, 25-63-88)
Longest Boston Win Streak vs Pittsburgh: 7, Mar. 27, 1977-Oct. 12, 1978
Longest Pittsburgh Win Streak vs Boston: 12, Feb. 8, 1993-Apr. 28, 1995
Longest Boston Undefeated Streak vs Pittsburgh: 11, Mar. 2, 1969-Dec. 6, 1970 (9-0-2)
Longest Pittsburgh Undefeated Streak vs Boston: 12, Feb. 8, 1993-Apr. 28, 1995 (12-0-0)
Last Pittsburgh Win at Home: Jan. 30, 1999 (5-2) (0-0-0 since last win)
Last Boston Win at Home: Apr. 15, 1999 (4-2) (0-0-0 since last win)
Last Pittsburgh Win at Boston: Jan. 29, 1998 (4-2) (0-3-0 since last win)
Last Boston Win at Pittsburgh: Dec. 17, 1996 (6-4) (0-4-2 since last win)
Most Goals by Pittsburgh vs Boston: 9, Nov. 30, 1995 (P, 9-6)
Most Goals by Boston vs Pittsburgh: 8, Mar. 14, 1989 (B, 8-2)
Most Goals by Both Teams: 15, Nov 30, 1995 (P, 9-6)
Last Pittsburgh Shutout vs Boston: Nov. 7, 1998 (0-0) - Jean-Sebastien Aubin
Last Boston Shutout vs Pittsburgh: Nov. 7, 1998 (0-0) - Byron Dafeo
Last Pittsburgh Hat Trick vs Boston: April 18, 1998 - Martin Straka
Last Boston Hat Trick vs Pittsburgh: Mar. 14, 1996 - Rick Tocchet
Last Pittsburgh Trade with Boston: Aug. 2, 1995, Bryan Smolinski, Glen Murray and third round draft choice in 1996 to Pittsburgh for Kevin Stevens and Shawn McEachern
Overtime Record vs Pittsburgh: 1-4-6

Team Information

Location: One Fleet Center, Suite 250, Boston, MA 02114
Founded: 1924
Owner and Governor: Jeremy M. Jacobs
President and General Manager: Harry Sinden
Head Coach: Pat Burns
NHL Career Record (Seasons): 385-271-109 (10)
Assistant Coach: Jacques Laperriere
Director of Media Relations: Heidi Holland
Assistant Director of Media Relations: Mark Awdycki
Athletic Trainer: Don Del Negro
Arena (Capacity): FleetCenter (17,565)
General Office Phone: (617) 624-1900
Starting Times of Games: 7:00 pm, Matinees 1:30 pm
Team Colors: Gold, Black and White
Radio: WBZ AM-1030
Commercial TV: UPN-38 WSBK
Cable: New England Sports Network (NESN)
Website: www.bostonbruins.com

vs. Penguins

YEAR	REGULAR SEASON				GF-GA
	TOTAL	HOME	ROAD		
1967-68	2-2-0	1-1-0	1-1-0	10-10	
1968-69	1-5-0	1-2-0	0-3-0	13-25	
1969-70	0-5-1	0-2-1	0-3-0	9-21	
1970-71	1-4-1	1-1-1	0-3-0	18-28	
1971-72	1-2-3	1-1-1	0-1-2	20-21	
1972-73	1-4-0	1-2-0	0-2-0	14-21	
1973-74	0-5-0	0-2-0	0-3-0	16-30	
1974-75	1-2-2	1-0-2	0-2-0	20-21	
1975-76	0-3-2	0-0-2	0-3-0	14-24	
1976-77	1-3-1	1-1-1	0-2-0	10-17	
1977-78	0-5-0	0-2-0	0-3-0	11-33	
1978-79	2-1-1	1-0-1	1-1-0	14-16	
1979-80	2-2-0	0-2-0	2-0-0	14-16	
1980-81	0-3-1	0-2-0	0-1-1	13-22	
1981-82	1-1-1	1-1-0	0-0-1	10-10	
1982-83	1-2-0	1-0-0	0-2-0	10-14	
1983-84	0-3-0	0-2-0	0-1-0	7-18	
1984-85	1-2-0	0-1-0	1-1-0	12-16	
1985-86	1-2-0	1-1-0	0-1-0	8-11	
1986-87	1-2-0	1-0-0	0-2-0	9-11	
1987-88	0-2-1	0-1-1	0-1-0	7-11	
1988-89	1-1-1	0-1-0	1-0-1	10-13	
1989-90	1-2-0	1-1-0	0-1-0	13-15	
1990-91	1-1-1	1-0-0	0-1-1	12-11	
1991-92	1-1-1	0-0-1	1-1-0	14-15	
1992-93	4-1-0 *	2-0-0	2-1-0	18-14	
1993-94	6-0-0 #	3-0-0	2-0-0	33-17	
1994-95	3-1-0	2-0-0	1-1-0	15-12	
1995-96	3-2-0	2-0-0	1-2-0	29-27	
1996-97	2-3-0	2-1-0	0-2-0	17-18	
1997-98	3-2-1	2-0-1	1-2-0	20-20	
1998-99	1-2-1	1-0-1	0-2-0	8-8	
TOTAL	43-76-19	28-27-13	14-49-6	448-566	

*Includes Game in Atlanta #Includes Game in Cleveland

1999-2000 Schedule

Tue., December 14 @ Pittsburgh - 7:30
 Sat., February 26 @ Pittsburgh - 7:30
 Sat., March 18 @ Boston - 3:00
 Sun., April 9 @ Boston - 6:00

1998-99	GP	W	L	T	PTS	GF	GA	PPG	SHG	PEN	PIM
PITTSBURGH	4	1	2	1	3	8	8	1-10	1	16	32
BOSTON	4	2	1	1	5	8	8	1-13	0	13	26

AT PITTSBURGH (1-0-1)

AT BOSTON (0-2-0)

Nov. 7 - Boston (Dafoe) 0 at Pittsburgh (Aubin) 0

Dec. 5 - Pittsburgh (Barrasso) 1 at BOSTON (DAFOE) 2 WG - Heinze

Jan. 3 - Boston (Tallas) 2 at PITTSBURGH (SKUDRA) 5 WG - Hatcher

Apr. 15 - Pittsburgh (Barrasso) 2 at BOSTON (DAFOE) 4 WG - Carter

GOALS AND SHOTS BY PERIOD	1ST	2ND	3RD	OT	TOTAL
PITTSBURGH	2-22	2-49	4-30	0-2	8-103
BOSTON	6-35	1-29	1-25	0-3	8-92


GOALTENDERS	GP	MP	GF	GA	ENG	SO	AVG	SHOTS	SVPCT	W-L-T
Aubin (P)	1	65:00	0	0	0	1	0.00	18	1.000	0-0-1
Skudra (P)	1	59:56	5	2	0	0	2.00	27	.926	1-0-0
Barrasso (P)	2	119:18	3	5	1	0	2.51	46	.891	0-2-0
PITTSBURGH TOTALS	4	245:00	8	8	1	1	1.96	92	.913	1-2-1
Dafoe (B)	3	184:56	6	3	0	1	0.97	75	.960	2-0-1
Tallas (B)	1	60:00	2	5	0	0	5.00	28	.821	0-1-0
BOSTON TOTALS	4	245:00	8	8	0	1	1.96	103	.922	2-1-1

POWER PLAY GOALS: PITTSBURGH (1 for 10) - Kovalev

BOSTON (1 for 13) - Thornton

SHORT HANDED GOALS: PITTSBURGH (1) - Straka

PITTSBURGH	GP	G	A	PTS	PIM	SOG	+/-	BOSTON	GP	G	A	PTS	PIM	SOG	+/-
Kovalev	3	3	2	5	0	13	3	Carter	3	2	1	3	0	2	4
Titov	3	1	2	3	2	3	4	Allison	4	1	2	3	4	6	1
Jagr	4	2	0	2	4	17	-1	Thornton	4	2	0	2	0	6	E
Straka	4	1	1	2	0	7	E	Bates	3	1	1	2	0	3	E
Lang	3	0	2	2	2	6	3	Heinze	4	1	1	2	2	10	3
Hatcher	4	1	0	1	6	5	E	Ferraro	2	1	0	1	0	2	1
Slego	2	0	1	1	0	2	-1	Dafoe	3	0	1	1	0	0	-
Brown	3	0	1	1	0	8	-1	Ellett	3	0	1	1	0	2	2
Kasparaitis	3	0	1	1	2	3	3	T. Taylor	3	0	1	1	4	6	-1
Dollas	4	0	1	1	2	4	1	DiMaio	4	0	1	1	6	4	-3
Andrusak	1	0	0	0	0	0	E	Khrstich	4	0	1	1	0	3	E
Aubin	1	0	0	0	0	0	0	Samsonov	4	0	1	1	0	6	E
Barnaby	1	0	0	0	0	0	-2	Van Impe	4	0	1	1	0	9	-4
Bonin	1	0	0	0	0	0	-1	Donato	1	0	0	0	2	1	E
Butenschon	1	0	0	0	0	0	E	Mann	1	0	0	0	0	0	E
Skudra	1	0	0	0	0	0	-	Mathieu	1	0	0	0	0	0	E
Barrasso	2	0	0	0	0	0	-	McLaren	1	0	0	0	0	1	E
Galanov	2	0	0	0	0	1	1	Tallas	1	0	0	0	0	0	-
Serowik	2	0	0	0	2	2	-2	Timander	1	0	0	0	0	0	1
Sonnenberg	2	0	0	0	0	0	E	Wilson	1	0	0	0	0	0	E
Wright	2	0	0	0	0	0	E	Axelsson	3	0	0	0	0	6	E
Barnes	3	0	0	0	0	5	E	Baumgartner	3	0	0	0	0	0	-2
Kesa	3	0	0	0	2	2	E	Ledyard	3	0	0	0	2	1	-3
Hrdina	4	0	0	0	2	8	-4	C. Taylor	3	0	0	0	0	1	-3
Miller	4	0	0	0	0	8	-2	Bourque	4	0	0	0	0	11	E
Moran	4	0	0	0	2	3	E	Gill	4	0	0	0	6	9	1
Morozov	4	0	0	0	2	4	E	Sweeney	4	0	0	0	0	3	3
Werenka	4	0	0	0	2	2	-2								
Bench						2									
TOTALS	4	8	11	19	32	103		TOTALS	4	8	12	20	26	92	



Dominik Hasek



All-Time NHL Record: 1077-854-365
1998-99 Record/Finish: 37-28-17; Fourth, Northeast Division
1999 Playoff Record: Defeated Ottawa, 4-0, Eastern Conference Quarterfinals; Defeated Boston, 4-2, Eastern Conference Semi-Finals; Defeated Toronto, 4-1, Eastern Conference Finals; Lost to Dallas, 4-2, Stanley Cup Finals
1998-99 Top Scorer: Miroslav Satan (40-26-66)
Stanley Cup Titles: None
All-Time Buffalo Scorer vs Pittsburgh: Gilbert Perreault (69gp, 39-51-90)
All-Time Pittsburgh Scorer vs Buffalo: Mario Lemieux (33gp, 28-33-61)
Longest Buffalo Win Streak vs Pittsburgh: 5, Oct. 24, 1979- Oct. 18, 1980
Longest Pittsburgh Win Streak vs Buffalo: 4, Feb. 29, 1992- Dec. 27, 1993
Longest Buffalo Undeclared Streak vs Pittsburgh: 9, Oct. 10, 1970-Dec. 31-1971 (3-0-6)
Longest Pittsburgh Undeclared Streak vs Buffalo: 13, Oct. 27, 1976-Feb. 17, 1979 (5-0-8)
Last Pittsburgh Win at Home: Feb. 2, 1999 (5-3) (0-0-1 since last win)
Last Buffalo Win at Home: Apr. 5, 1999 (3-1) (0-0-0 since last win)
Last Pittsburgh Win at Buffalo: Jan. 17, 1996 (1-0) (0-7-1 since last win)
Last Buffalo Win at Pittsburgh: Mar. 23, 1996 (7-5) (0-6-2 since last win)
Most Goals by Pittsburgh vs Buffalo: 8, Oct. 13, 1987 (P, 8-3)
Most Goals by Buffalo vs Pittsburgh: 10, Dec. 7, 1980 (B, 10-1); Mar. 4, 1983 (B, 10-2)
Most Goals by Both Teams: 13, Mar. 10, 1976 (B, 7-6); Oct. 12, 1988 (B, 8-5)
Last Pittsburgh Shutout vs Buffalo: Dec. 28, 1996 (2-0) - Patrick Lalime
Last Buffalo Shutout vs Pittsburgh: Mar. 15, 1998 (3-0) - Dominik Hasek
Last Pittsburgh Hat Trick vs Buffalo: Feb. 14, 1989 - Mario Lemieux
Last Buffalo Hat Trick vs Pittsburgh: Oct. 12, 1988 - Dave Andreychuk
Last Pittsburgh Trade with Buffalo: Mar. 11, 1999, Matthew Barnaby to Pittsburgh for Stu Barnes
Overtime Record vs Pittsburgh: 4-2-10

Team Information

Location: One Seymour H. Knox III Plaza, Buffalo, NY 14203
Founded: 1969
Owner: Niagara Frontier Hockey, L.P.
Governor: John Rigas
President: Timothy Rigas
General Manager: Darcy Regier
Head Coach: Lindy Ruff
NHL Career Record (Seasons): 73-57-34 (2)
Associate Coach: Don Lever
Assistant Coach: Mike Ramsey
VP of Communications: Mike Gilbert
Media Relations Director: Gil Chorbajian
Head Trainer/ Massage Therapist: Jim Pizzutelli
Arena (Capacity): Marine Midland Arena (18,595)
General Office Phone: (716) 855-4100
Starting Times of Games: Mon-Thu 7:05 Fri. - Sat. 7:35 Sun. 7:05, Weekend Matinees: 3:05
Team Colors: Black, white, red, grey and silver
Radio: WHTT (104.1)
Commercial TV: Empire Sports Network
Cable: Empire Sports Network
Website: www.sabres.com

vs. Penguins

REGULAR SEASON					
YEAR	TOTAL	HOME	ROAD	GF-GA	
1970-71	0-2-4	0-2-1	0-0-3	19-22	
1971-72	1-2-3	0-1-2	1-1-1	14-14	
1972-73	0-3-2	0-0-2	0-3-0	9-14	
1973-74	3-2-0	3-0-0	0-2-0	17-15	
1974-75	0-3-2	0-0-2	0-3-0	18-30	
1975-76	1-4-0	1-2-0	0-2-0	13-27	
1976-77	4-0-1	3-0-0	1-0-1	20-12	
1977-78	0-0-5	0-0-2	0-0-3	17-17	
1978-79	2-0-2	1-0-1	1-0-1	19-15	
1979-80	0-4-0	0-2-0	0-2-0	8-30	
1980-81	0-3-1	0-2-0	0-1-1	5-21	
1981-82	1-2-0	1-1-0	0-1-0	12-15	
1982-83	1-1-1	1-0-0	0-1-1	12-18	
1983-84	0-3-0	0-2-0	0-1-0	9-16	
1984-85	0-2-1	0-0-1	0-2-0	5-12	
1985-86	2-0-1	1-0-1	1-0-0	11-6	
1986-87	2-0-1	1-0-0	1-0-1	15-10	
1987-88	2-0-1	2-0-0	0-0-1	16-9	
1988-89	1-2-0	1-0-0	0-2-0	13-16	
1989-90	0-3-0	0-2-0	0-1-0	6-14	
1990-91	2-0-1	1-0-0	1-0-1	14-10	
1991-92	2-1-0	1-1-0	1-0-0	14-11	
1992-93	3-1-0	2-0-0	1-1-0	18-16	
1993-94	5-1-0 *	2-0-0	2-1-0	21-13	
1994-95	2-1-1	1-0-1	1-1-0	15-13	
1995-96	3-2-1	2-1-0	1-1-1	23-22	
1996-97	3-3-0	3-0-0	0-3-0	14-14	
1997-98	2-1-2	2-0-1	0-1-1	11-9	
1998-99	1-2-1	1-0-1	0-2-0	10-11	
TOTAL	43-48-31	30-16-15	12-32-16	398-452	

*Includes Game in Sacramento

1999-2000 Schedule

Tue., November 16 @ Pittsburgh - 8:00
 Tue., November 30 @ Buffalo - 7:30
 Wed., February 16 @ Pittsburgh - 7:30
 Fri., April 7 @ Buffalo - 7:00

1998-99	GP	W	L	T	PTS	GF	GA	PPG	SHG	PEN	PIM
PITTSBURGH	4	1	2	1	3	10	11	5-25	0	22	60
BUFFALO	4	2	1	1	5	11	10	3-18	0	26	55

AT PITTSBURGH (1-0-1)

AT BUFFALO (0-2-0)

Feb. 2 - Buffalo (Hasek) 3 at PITTSBURGH (SKUDRA) 5

WG - Miller

Mar. 27 - Buffalo (Hasek) 1 at Pittsburgh (Aubin) 1

Mar. 28 - Pittsburgh (Aubin) 3 at BUFFALO (HASEK) 4

WG - Ward at 2:27 of OT

Apr. 5 - Pittsburgh (Skudra) 1 at BUFFALO (HASEK) 3


WG - Woolley

GOALS AND SHOTS BY PERIOD	1ST	2ND	3RD	OT	TOTAL
PITTSBURGH	4-36	3-33	3-35	0-5	10-109
BUFFALO	2-26	5-41	3-32	1-3	11-102

GOALTENDERS	GP	MP	GF	GA	ENG	SO	AVG	SHOTS	SVPCT	W-L-T
Aubin (P)	2	127:04	4	5	0	0	2.36	46	.891	0-1-1
Skudra (P)	2	119:13	6	5	1	0	2.52	55	.909	1-1-0
PITTSBURGH TOTALS	4	247:27	10	11	1	0	2.67	102	.892	1-2-1
Hasek (B)	4	247:14	11	9	1	0	2.18	108	.917	2-1-1
BUFFALO TOTALS	4	247:27	11	10	1	0	2.42	109	.908	2-1-1

POWER PLAY GOALS: PITTSBURGH (5 for 25) - Jagr (2), Brown, Hatcher, Hrdina
 BUFFALO (3 for 18) - Satan, Woolley, Zhitnik

PITTSBURGH	GP	G	A	PTS	PIM	SOG	+/-	BUFFALO	GP	G	A	PTS	PIM	SOG	+/-
Jagr	4	3	5	8	2	20	-2	Zhitnik	4	1	3	4	4	7	E
Hrdina	4	1	4	5	0	7	1	Ward	4	2	1	3	0	9	2
R. Brown	3	2	2	4	2	6	-2	Varada	4	0	3	3	8	7	1
Miller	3	2	2	4	2	9	-1	Satan	4	2	0	2	4	11	E
Kesa	3	0	2	2	0	1	-1	Woolley	4	2	0	2	4	10	-1
Straka	4	0	2	2	0	7	-4	Grosek	4	1	1	2	9	6	2
Hatcher	2	1	0	1	0	7	E	Barnes	3	0	2	2	0	4	2
Barnaby	3	1	0	1	10	8	E	Peca	4	0	2	2	2	6	1
Dollas	4	0	1	1	2	3	-1	Holzinger	4	1	0	1	4	7	-2
Kovalev	4	0	1	1	4	12	E	Sanderson	4	1	0	1	0	10	E
Slegr	4	0	1	1	0	2	E	Smehlik	4	1	0	1	0	1	E
Andrusak	1	0	0	0	2	0	E	Plante	1	0	1	1	0	0	2
Barnes	1	0	0	0	0	3	E	C. Brown	3	0	1	1	0	6	-1
Kasparaitis	1	0	0	0	2	0	-1	Grand-Pierre	1	0	0	0	2	0	E
Lang	1	0	0	0	0	2	E	Juneau	1	0	0	0	2	0	1
Skrbek	1	0	0	0	0	1	E	Patrick	1	0	0	0	2	3	E
Aubin	2	0	0	0	0	0	-	Pittis	1	0	0	0	2	0	E
Savoia	2	0	0	0	0	0	E	Kruse	3	0	0	0	2	3	E
Skudra	2	0	0	0	0	0	-	Shannon	3	0	0	0	0	2	1
Titov	2	0	0	0	0	5	E	Warrener	3	0	0	0	2	4	3
Wilkinson	2	0	0	0	2	0	E	Hasek	4	0	0	0	2	0	-
Butenschon	3	0	0	0	2	2	-2	McKee	4	0	0	0	0	2	3
Moran	3	0	0	0	2	5	-2	Primeau	4	0	0	0	0	2	E
Werenka	3	0	0	0	4	1	E	Ray	4	0	0	0	4	2	E
Morozov	4	0	0	0	0	5	E	Bench						2	
Sonnenberg	4	0	0	0	0	2	E								
Wright	4	0	0	0	20	1	-1								
Bench					4										
TOTALS	4	10	20	30	60	109		TOTALS	4	11	14	25	55	102	



Jarome Iginla



All-Time NHL Record: 981-837-322
1998-99 Record/Finish: 30-40-12; Third, Northwest Division
1999 Playoff Record: Did Not Qualify
1998-99 Top Scorer: Corey Stillman (27-30-57)
Stanley Cup Titles: One (1989)
All-Time Calgary Scorer vs Pittsburgh: Al MacInnis (27gp, 6-23-29)
All-Time Pittsburgh Scorer vs Calgary: Mario Lemieux (22gp, 18-34-52)
Longest Atlanta/Calgary Win Streak vs Pittsburgh: 5, Nov. 4, 1977-Nov. 3, 1978
Longest Pittsburgh Win Streak vs Atlanta/Calgary: 4, Dec. 16, 1972-Oct. 12, 1973; Mar. 3, 1992-Jan. 23, 1993
Longest Atlanta/Calgary Undefeated Streak vs Pittsburgh: 10, Feb. 7, 1981-Feb. 16, 1984 (6-0-4)
Longest Pittsburgh Undefeated Streak vs Atlanta/Calgary: 8, Dec. 16, 1972-Mar. 31, 1974 (6-0-2)
Last Pittsburgh Win at Home: Jan. 5, 1999 (5-1) (0-0-0 since last win)
Last Calgary Win at Home: Oct. 28, 1997 (6-3) (0-1-0 since last win)
Last Pittsburgh Win at Calgary: Oct. 28, 1998 (5-2) (0-0-0 since last win)
Last Calgary Win at Pittsburgh: Feb. 12, 1989 (4-3) (0-8-2 since last win)
Most Goals by Pittsburgh vs Calgary: 7, Dec. 19, 1995 (P, 7-1)
Most Goals by Calgary vs Pittsburgh: 10, Feb. 16, 1984 (C, 10-3); Mar. 9, 1989 (C, 10-3)
Most Goals by Both Teams: 13, Feb. 16, 1984 (C, 10-3); Mar. 9, 1989 (C, 10-3)
Last Pittsburgh Shutout vs Calgary: None
Last Calgary Shutout vs Pittsburgh: Jan. 16, 1982 (4-0) - Pat Riggin
Last Pittsburgh Hat Trick vs Calgary: Mar. 7, 1988 - Dan Quinn
Last Calgary Hat Trick vs Pittsburgh: Feb. 29, 1996 - Gary Roberts
Last Pittsburgh Trade with Calgary: June 17, 1998, German Titov and Todd Hlushko to Pittsburgh for Ken Wregget and Dave Roche
Overtime Record vs Pittsburgh: 0-0-6

Team Information

Location: 555 Saddledome Rise SE, Calgary, Alberta T2P 3B9
Founded: 1972 (Atlanta), 1980 (Calgary)
Owners: Grant A. Bartlett, N. Murray Edwards, Harley N. Hotchkiss, Ronald V. Joyce, Alvin G. Libin, Allan P. Markin, J.R. McCaig, Allan P. Joyce, Byron J. Seaman, Daryl K. Seaman
Governor: Harley N. Hotchkiss
President & Chief Executive Officer: Ron Bremner
Executive Vice President/General Manager: Al Coates
Head Coach: Brian Sutter
NHL Career Record (Seasons): 329-278-93 (9)
Assistant Coaches: Rich Preston, Jamie Hislop
Director, Communications: Peter Hanlon
Communications Assistant: Sean O'Brien
Secretary, Communications: Bernie Hargrave
Athletic Therapist: Morris Boyer
Physical Therapist: Terry Kane
Equipment Manager: Gus Thorson
Arena (Capacity): Canadian Airlines Saddledome (17,139)
General Office Phone: (403) 777-4636
Starting Times of Games: M-F: 7:05; Sat.: 7:05 or 8:05; Sun.: 12:05, 4:05 or 7:00 pm
Team Colors: Red, White, Black and Gold
Radio: 66 CFR (660 AM)
Television: Calgary 7
Website: www.calgaryflames.com

vs. Penguins

REGULAR SEASON				
YEAR	TOTAL	HOME	ROAD	GF-GA
1972-73	4-1-0	3-0-0	1-1-0	23-15
1973-74	3-1-2	1-0-2	2-1-0	19-18
1974-75	1-1-2	1-0-1	0-1-1	12-14
1975-76	2-1-1	1-0-1	1-1-0	13-10
1976-77	0-3-1	0-1-1	0-2-0	12-18
1977-78	1-3-0	1-1-0	0-2-0	8-13
1978-79	0-3-1	0-2-0	0-1-1	7-16
1979-80	2-1-1	1-0-1	1-1-0	11-11
1980-81	1-2-1	1-1-0	0-1-1	13-19
1981-82	0-1-2	0-0-1	0-1-1	7-11
1982-83	0-3-0	0-2-0	0-1-0	6-14
1983-84	0-1-2	0-0-1	0-1-1	10-17
1984-85	2-0-1	2-0-0	0-0-1	18-13
1985-86	1-2-0	1-0-0	0-2-0	9-14
1986-87	1-2-0	0-2-0	1-0-0	10-11
1987-88	2-0-1	1-0-0	1-0-1	14-10
1988-89	1-2-0	1-1-0	0-1-0	11-15
1989-90	0-2-1	0-0-1	0-2-0	9-13
1990-91	2-1-0	2-0-0	0-1-0	13-12
1991-92	2-1-0	1-0-0	1-1-0	16-12
1992-93	2-0-0	1-0-0	1-0-0	7-5
1993-94	0-1-1	0-0-1	0-1-0	5-7
1994-95	DID NOT PLAY			
1995-96	1-1-0	1-0-0	0-1-0	10-8
1996-97	1-1-0	1-0-0	0-1-0	9-9
1997-98	1-1-0	1-0-0	0-1-0	7-7
1998-99	2-0-0	1-0-0	1-0-0	10-3
TOTAL	32-35-17	22-10-10	10-25-7	289-315

1999-2000 Schedule
Wed., March 1 @ Calgary - 9:00

1998-99	GP	W	L	T	PTS	GF	GA	PPG	SHG	PEN	PIM
PITTSBURGH	2	2	0	0	4	10	3	6-15	1	18	44
CALGARY	2	0	2	0	0	3	10	1-13	0	19	49

AT PITTSBURGH (1-0-0)

AT CALGARY (1-0-0)

Oct. 28 - PITTSBURGH (SKUDRA) 5 at Calgary (Wregget) 2 WG - Werenka

Jan. 5 - Calgary (Garner) 1 at PITTSBURGH (BARRASSO) 5 WG - Hatcher


GOALS AND SHOTS BY PERIOD	1ST	2ND	3RD	OT	TOTAL
PITTSBURGH	2-13	2-14	6-19	---	10-46
CALGARY	1-15	2-16	0-14	---	3-45

GOALTENDERS	GP	MP	GF	GA	ENG	SO	AVG	SHOTS	SVPCT	W-L-T
Barrasso (P)	1	60:00	5	1	0	0	1.00	29	.966	1-0-0
Skudra (P)	1	59:58	5	2	0	0	2.00	16	.875	1-0-0
PITTSBURGH TOTALS	2	120:00	10	3	0	0	1.50	45	.933	2-0-0
Wregget (C)	1	59:09	2	4	1	0	4.06	20	.800	0-1-0
Garner (C)	1	60:00	1	5	0	0	5.00	25	.800	0-1-0
CALGARY TOTALS	2	120:00	3	10	1	0	5.00	46	.783	0-2-0

POWER PLAY GOALS: PITTSBURGH (6 for 15) - Barnes (2), Brown, Lang, Titov, Werenka
 CALGARY (1 for 13) - Iginla

SHORT-HANDED GOALS: PITTSBURGH (1) - Hatcher

PITTSBURGH	GP	G	A	PTS	PIM	SOG	+/-	CALGARY	GP	G	A	PTS	PIM	SOG	+/-
Jagr	2	1	5	6	6	7	3	Iginla	2	1	1	2	0	3	-1
Barnes	2	2	2	4	0	3	E	Domenichelli	1	1	0	1	0	3	E
Straka	2	1	3	4	0	3	1	Bure	2	1	0	1	0	4	E
Hatcher	2	1	1	2	0	2	1	Cassels	2	0	1	1	0	2	E
Lang	2	1	1	2	4	3	-1	Dubinsky	2	0	1	1	2	0	1
Barrasso	1	0	2	2	0	0	-	Hulse	2	0	1	1	8	2	E
Brown	1	1	0	1	0	2	E	Morris	2	0	1	1	4	6	-2
Kovalev	1	1	0	1	0	3	E	Bassen	1	0	0	0	2	1	E
Titov	2	1	0	1	0	5	1	Fata	1	0	0	0	0	0	E
Werenka	2	1	0	1	6	5	1	Gauthier	1	0	0	0	0	1	-2
Siegr	1	0	1	1	2	1	E	Garner	1	0	0	0	0	0	-
Hrdina	2	0	1	1	2	1	1	Nylander	1	0	0	0	0	1	-2
Miller	2	0	1	1	0	1	1	Pankewicz	1	0	0	0	4	1	E
Dollas	1	0	0	0	0	0	E	Roche	1	0	0	0	0	0	E
Ignatjev	1	0	0	0	2	2	-1	Ward	1	0	0	0	2	1	E
Kasparaitis	1	0	0	0	6	1	E	Wregget	1	0	0	0	0	0	-
Lebeau	1	0	0	0	0	0	E	Albelin	2	0	0	0	0	0	-2
Moran	1	0	0	0	0	1	1	Fleury	2	0	0	0	4	8	-2
Morozov	1	0	0	0	0	2	E	Housley	2	0	0	0	0	3	E
Serowik	1	0	0	0	2	1	-1	Shantz	2	0	0	0	0	1	-1
Skudra	1	0	0	0	0	0	-	Simpson	2	0	0	0	2	2	1
Sonnenberg	1	0	0	0	0	0	E	Smith	2	0	0	0	4	2	E
Tamer	1	0	0	0	0	0	E	Wiemer	2	0	0	0	17	1	E
Wilkinson	1	0	0	0	0	0	2	Wilm	2	0	0	0	0	2	-1
Wright	1	0	0	0	0	1	E								
Galanov	2	0	0	0	2	0	1								
Kesa	2	0	0	0	12	2	E								
TOTALS	2	10	17	27	44	46		TOTALS	2	3	5	8	49	45	



Ron Francis



All-Time NHL Record: 601-780-203
1998-99 Record/Finish: 34-30-18; First, Southeast Division
1999 Playoff Record: Lost to Boston, 4-2, Eastern Conference Quarterfinals
1998-99 Top Scorer: Keith Primeau (30-32-62)
Stanley Cup Titles: None
All-Time Carolina/Hartford Scorer vs Pittsburgh:
 Ron Francis (32gp, 14-31-45)
All-Time Pittsburgh Scorer vs Carolina/Hartford:
 Mario Lemieux (32gp, 30-37-67)
Longest Carolina/Hartford Win Streak vs Pittsburgh:
 4, Oct. 28, 1986-Jan. 9, 1988; Feb. 26, 1989-Mar. 25, 1990
Longest Pittsburgh Win Streak vs Carolina/Hartford:
 6, Oct. 3, 1997-Apr. 16, 1998
Longest Carolina/Hartford Undefeated Streak vs Pittsburgh: 7, Feb. 26, 1989-Dec. 8, 1990 (6-0-1)
Longest Pittsburgh Undefeated Streak vs Carolina/Hartford: 12, Nov. 22, 1996-Jan. 7, 1999 (9-0-3)
Last Pittsburgh Win at Home: Jan. 7, 1999 (4-2) (0-1-0 since last win)
Last Carolina/Hartford Win at Home: Oct. 8, 1996 (7-3) (0-6-1 since last win)
Last Pittsburgh Win at Carolina: Mar. 10, 1999 (3-2) (0-0-0 since last win)
Last Carolina Win at Pittsburgh: Jan. 26, 1999 (5-3) (0-0-0 since last win)
Most Goals by Pittsburgh vs Carolina/Hartford: 10, Apr. 3, 1993 (P, 10-2)
Most Goals by Carolina/Hartford vs Pittsburgh: 9, Nov. 22, 1984 (H, 9-3); Dec. 26, 1980 (H, 9-7); Mar. 30, 1989 (H, 9-5)
Most Goals by Both Teams: 16, Dec. 26, 1980 (H, 9-7)
Last Pittsburgh Shutout vs Carolina/Hartford: Jan. 15, 1997 (3-0) - Patrick Lalime
Last Carolina/Hartford Shutout vs Pittsburgh: None
Last Pittsburgh Hat Trick vs Carolina/Hartford: Feb. 16, 1995 - Luc Robitaille
Last Carolina/Hartford Hat Trick vs Pittsburgh: Feb. 23, 1996 - Brendan Shanahan
Last Pittsburgh Trade with Carolina/Hartford: Mar. 10, 1992, Future Considerations to Pittsburgh for Frank Pietrangelo
Overtime Record vs Pittsburgh: 1-3-6

Team Information

Location: 5000 Aerial Center, Suite 100, Morrisville, NC 27560
Founded: 1972 (New England WHA), 1979 (Hartford-NHL), 1997 (Carolina-NHL)
Chief Executive Officer/Governor: Peter Karmanos, Jr.
General Partner: Thomas Thewes
President/General Manager: Jim Rutherford
President and Chief Operating Officer: Dean Jordan
Head Coach: Paul Maurice
NHL Career Record (Seasons): 128-143-45 (4)
Asst. Coaches: Randy Ladouceur and Kevin McCarthy
Director of Media and Public Relations: Chris Brown
Media Relations Manager: Jerry Peters
Athletic Therapist: Peter Friesen
Arena (Capacity): Raleigh Entertainment and Sports Arena (18,715)
General Office Phone: (919) 467-7825
Starting Times of Games: Nights, 7:30 p.m., Afternoons, 1:30 p.m.
Team Colors: Red, Black and Silver
Radio: Hurricanes Radio Network
Cable: Hurricanes Television Network
Website: www.caneshockey.com

vs. Penguins

YEAR	REGULAR SEASON			
	TOTAL	HOME	ROAD	GF-GA
1979-80	1-2-1	1-0-1	0-2-0	15-21
1980-81	2-2-0	1-1-0	1-1-0	20-20
1981-82	2-0-1	1-0-1	1-0-0	18-11
1982-83	3-0-0	1-0-0	2-0-0	14-7
1983-84	2-1-0	1-1-0	1-0-0	11-10
1984-85	1-2-0	1-0-0	0-2-0	10-13
1985-86	1-2-0	1-1-0	0-1-0	12-10
1986-87	0-3-0	0-1-0	0-2-0	12-18
1987-88	2-1-0	2-0-0	0-1-0	13-11
1988-89	1-2-0	0-1-0	1-1-0	15-20
1989-90	0-2-1	0-1-1	0-1-0	9-15
1990-91	1-2-0	0-1-0	1-1-0	10-11
1991-92	0-2-1	0-2-0	0-0-1	11-16
1992-93	3-0-0	1-0-0	2-0-0	21-8
1993-94	4-1-0	2-0-0	2-1-0	23-22
1994-95	2-2-0	1-1-0	1-1-0	15-16
1995-96	3-2-1	3-0-0	0-2-1	28-18
1996-97	2-1-2	0-0-2	2-1-0	22-17
1997-98	6-0-0	3-0-0	3-0-0	22-10
1998-99	2-1-1	1-1-0	1-0-1	13-12
TOTALS	38-28-8	20-11-5	18-17-3	314-286

1999-2000 Schedule

Sat., October 23 @ Pittsburgh - 7:30

Sat., November 27 @ Carolina - 7:30

Wed., December 15 @ Carolina - 7:30

Mon., April 3 @ Pittsburgh - 7:30

1998-99	GP	W	L	T	PTS	GF	GA	PPG	SHG	PEN	PIM
PITTSBURGH	4	2	1	1	5	13	12	3-12	0	12	27
CAROLINA	4	1	2	1	3	12	13	2-10	2	14	31

AT PITTSBURGH (1-1-0)

AT CAROLINA (1-0-1)

Dec. 4 - Pittsburgh (Barrasso) 3 at Carolina (Irbe) 3

Jan. 7 - Carolina (Kidd) 2 at PITTSBURGH (BARRASSO) 4 WG - Hrdina

Jan. 26 - CAROLINA (IRBE) 5 at Pittsburgh (Barrasso) 3 WG - Kapanen

Skudra replaced Barrasso at 20:00

Mar. 10 - PITTSBURGH (SKUDRA) 3 at Carolina (Irbe) 2 WG - Miller at 2:49 of OT

GOALS AND SHOTS BY PERIOD


	1ST	2ND	3RD	OT	TOTAL
PITTSBURGH	2-27	3-38	7-39	1-6	13-110
CAROLINA	1-28	9-29	2-25	0-0	12-82

GOALTENDERS	GP	MP	GF	GA	ENG	SO	AVG	SHOTS	SVPCT	W-L-T
Barrasso (P)	3	144:58	7	5	0	0	2.07	45	.889	1-0-1
Skudra (P)	2	100:09	6	7	0	0	4.19	37	.811	1-1-0
PITTSBURGH TOTALS	4	247:49	13	12	0	0	2.91	82	.854	2-1-1
Irbe (C)	3	187:42	10	9	0	0	2.88	86	.895	1-1-1
Kidd (C)	1	55:12	2	3	1	0	3.04	23	.870	0-1-0
CAROLINA TOTALS	4	247:49	12	13	1	0	3.15	110	.882	1-2-1

POWER PLAY GOALS: PITTSBURGH (3 for 12) - Hrdina, Lang, Straka
 CAROLINA (2 for 10) - Kapanen, Primeau

SHORT-HANDED GOALS: CAROLINA (2) - Kron, Ranheim

PITTSBURGH	GP	G	A	PTS	PIM	SOG	+/-	CAROLINA	GP	G	A	PTS	PIM	SOG	+/-
Jagr	4	0	7	7	2	18	2	Kron	3	2	3	5	0	10	1
Straka	4	2	2	4	2	10	-2	Kapanen	4	4	0	4	0	10	E
Titov	4	1	3	4	2	9	E	Coffey	2	1	2	3	0	3	1
Hrdina	4	3	0	3	4	6	3	Primeau	4	1	2	3	5	12	-2
Lang	4	2	1	3	2	4	-2	Francis	4	0	3	3	0	6	-2
Siegr	3	0	3	3	0	4	2	Sheppard	3	2	0	2	0	9	-2
Miller	4	2	0	2	0	6	3	Emerson	1	1	1	2	2	2	1
Hatcher	3	1	1	2	0	6	1	Gelinas	4	0	2	2	4	2	1
Kasparaitis	3	1	1	2	0	5	1	Ranheim	4	1	0	1	2	1	E
Galanov	4	0	2	2	0	2	-2	Dineen	3	0	1	1	0	6	E
Kovalev	4	0	2	2	0	9	-2	Leschyshyn	3	0	1	1	0	1	E
Werenka	4	0	2	2	7	1	1	Malik	3	0	1	1	0	0	4
Kesa	4	1	0	1	0	4	1	Roberts	3	0	1	1	4	3	-2
Dollas	3	0	1	1	0	3	E	Manderville	4	0	1	1	0	1	2
Serowik	1	0	0	0	2	1	E	O'Neill	4	0	1	1	0	5	-1
Brown	2	0	0	0	0	3	E	Wesley	4	0	1	1	8	6	E
Skudra	2	0	0	0	0	0	-	Halko	1	0	0	0	2	0	E
Wilkinson	2	0	0	0	0	2	-1	Karpa	1	0	0	0	0	1	E
Wright	2	0	0	0	0	1	E	Kidd	1	0	0	0	0	0	-
Barrasso	3	0	0	0	0	0	-	Kovalenko	1	0	0	0	0	0	E
Moran	3	0	0	0	4	3	-2	Hill	2	0	0	0	0	0	-1
Morozov	3	0	0	0	0	2	E	MacDonald	2	0	0	0	0	0	E
Sonnenberg	3	0	0	0	2	1	E	Rucinski	2	0	0	0	0	1	-1
Barnes	4	0	0	0	0	10	-2	Burt	3	0	0	0	2	2	E
								Irbe	3	0	0	0	0	0	-
								Pratt	3	0	0	0	0	1	-2
								Battaglia	4	0	0	0	2	0	E
TOTALS	4	13	25	38	27	110		TOTALS	4	12	20	32	31	82	



Tony Amonte



All-Time NHL Record: 2024-2128-758
1998-99 Record/Finish: 29-41-12, Third, Central Division
1999 Playoff Record: Did Not Qualify.
1998-99 Top Scorer: Tony Amonte (44-31-75)
Stanley Cup Titles: Three (1934, 1938 and 1961)
All-Time Chicago Scorer vs Pittsburgh: Stan Mikita (52gp, 32-39-71)
All-Time Pittsburgh Scorer vs Chicago: Mario Lemieux (23gp, 22-33-55)
Longest Chicago Win Streak vs Pittsburgh: 9, Dec. 28, 1968-Dec. 20, 1970
Longest Pittsburgh Win Streak vs Chicago: 3, Oct. 22, 1988-Mar. 12, 1989
Longest Chicago Undefeated Streak vs Pittsburgh: 9, Dec. 28, 1968-Dec. 20, 1970 (9-0-0); Jan. 4, 1981-Mar. 14, 1983 (7-0-2)
Longest Pittsburgh Undefeated Streak vs Chicago: 6, Dec. 2, 1978-Dec. 19, 1979 (2-0-4)
Last Pittsburgh Win at Home: Mar. 23, 1999 (5-2) (0-0-0 since last win)
Last Chicago Win at Home: Nov. 2, 1997 (3-1) (0-0-0 since last win)
Last Pittsburgh Win at Chicago: Mar. 15, 1992 (4-3) (0-5-0 since last win)
Last Chicago Win at Pittsburgh: Feb. 22, 1997 (5-2) (0-1-1 since last win)
Most Goals by Pittsburgh vs Chicago: 10, Feb. 21, 1976 (P, 10-1)
Most Goals by Chicago vs Pittsburgh: 9, Jan. 21, 1973 (C, 9-3); Mar. 19, 1978 (C, 9-1)
Most Goals by Both Teams: 13, Oct. 23, 1968 (C, 8-5); Dec. 6, 1988 (P, 7-6)
Last Pittsburgh Shutout vs Chicago: Dec. 19, 1979 (0-0) - Greg Millen
Last Chicago Shutout vs Pittsburgh: Jan. 15, 1984 (2-0) - Tony Esposito
Last Pittsburgh Hat Trick vs Chicago: Mar. 12, 1989 - Mario Lemieux
Last Chicago Hat Trick vs Pittsburgh: Nov. 8, 1992 - Michel Goulet
Last Pittsburgh Trade with Chicago: Oct. 22, 1997, Tuomas Gronman to Pittsburgh for Greg Johnson
Overtime Record vs Pittsburgh: 0-0-4

Team Information

Location: 1901 West Madison St., Chicago, IL 60612
Founded: September 25, 1926
Owner, Governor and President: William W. Wirtz
Vice President: Robert J. Pulford
General Manager: Robert Murray
Head Coach: Lorne Molleken
NHL Career Record (Seasons): 13-6-4 (1)
Assistant Coaches: Dennis Savard and Trent Yawney
Public Relations Directors: Jim DeMaria, Tony Ommen
Athletic Trainer: Mike Gapski
Arena (Capacity): United Center (20,500)
General Office Phone: (312) 455-7000
Starting Times of Games: M-F 7:30, S-Su 7:00, Mat. 2:00
Team Colors: Red, White and Black
Radio: WMAQ 670 AM
Commercial TV: None
Cable TV: Fox Sports Chicago
Website: www.chicagoblackhawks.com

vs. Penguins

YEAR	REGULAR SEASON			
	TOTAL	HOME	ROAD	GF-GA
1967-68	1-2-1	1-0-1	0-2-0	10-14
1968-69	2-4-0	1-2-0	1-2-0	22-28
1969-70	0-6-0	0-3-0	0-3-0	7--27
1970-71	2-4-0	2-1-0	0-3-0	12-17
1971-72	0-5-1	0-3-0	0-2-1	11-27
1972-73	3-2-0	2-0-0	1-2-0	15-18
1973-74	1-5-0	0-3-0	1-2-0	12-20
1974-75	2-1-1	2-0-0	0-1-1	20-14
1975-76	1-2-1	1-1-0	0-1-1	21-16
1976-77	2-2-0	2-0-0	0-2-0	12-9
1977-78	2-1-1	2-0-0	0-1-1	12-16
1978-79	2-0-2	2-0-0	0-0-2	15-8
1979-80	0-2-2	0-1-1	0-1-1	7-9
1980-81	1-3-0	1-1-0	0-2-0	15-20
1981-82	0-1-2	0-0-1	0-1-1	11-14
1982-83	0-3-0	0-2-0	0-1-0	9-15
1983-84	1-1-1	0-0-1	1-1-0	7-7
1984-85	1-2-0	1-1-0	0-1-0	12-15
1985-86	1-1-1	1-0-0	0-1-1	12-13
1986-87	2-1-0	1-1-0	1-0-0	9-4
1987-88	2-1-0	1-0-0	1-1-0	17-12
1988-89	3-0-0	2-0-0	1-0-0	20-15
1989-90	0-3-0	0-1-0	0-2-0	11-16
1990-91	0-3-0	0-2-0	0-1-0	7-15
1991-92	1-0-1	0-0-1	1-0-0	8-7
1992-93	1-1-0	1-0-0	0-1-0	6-8
1993-94	1-1-0	1-0-0	0-1-0	5-7
1994-95		DID NOT PLAY		
1995-96	1-1-0	1-0-0	0-1-0	7-8
1996-97	0-2-0	0-1-0	0-1-0	3-7
1997-98	0-1-1	0-0-1	0-1-0	3-5
1998-99	1-0-0	1-0-0	0-0-0	5-2
TOTAL	34-61-15	26-23-6	8-38-9	343-413

1999-2000 Schedule

Sat., October 16 @ Pittsburgh - 7:30

Sun., December 26 @ Chicago - 8:00

CHICAGO BLACKHAWKS

1998-99	GP	W	L	T	PTS	GF	GA	PPG	SHG	PEN	PIM
PITTSBURGH	1	1	0	0	2	5	2	2-6	0	7	20
CHICAGO	1	0	1	0	0	2	5	1-3	0	11	28

AT PITTSBURGH (1-0-0)

Mar. 23 - Chicago (Thibault) 2 at PITTSBURGH (SKUDRA) 5 WG - Kovalev

Fitzpatrick replaced Thibault at 30:23


GOALS AND SHOTS BY PERIOD	1ST	2ND	3RD	OT	TOTAL
PITTSBURGH	2-9	3-11	0-9	---	5-29
CHICAGO	0-11	2-13	0-5	---	2-29

GOALTENDERS	GP	MP	GF	GA	ENG	SO	AVG	SHOTS	SVPCT	W-L-T
Skudra (P)	1	60:00	5	2	0	0	2.00	29	.931	1-0-0
PITTSBURGH TOTALS	1	60:00	5	2	0	0	2.00	29	.931	1-0-0
Fitzpatrick (C)	1	29:37	2	0	0	0	0.00	13	1.000	0-0-0
Thibault (C)	1	30:23	0	5	0	0	9.87	16	.688	0-1-0
CHICAGO TOTALS	1	60:00	2	5	0	0	5.00	29	.828	0-1-0

POWER PLAY GOALS: PITTSBURGH (2 for 6) - Kovalev, Lang

CHICAGO (1 for 3) - Zhamnov

PITTSBURGH	GP	G	A	PTS	PIM	SOG	+/-	CHICAGO	GP	G	A	PTS	PIM	SOG	+/-
Jagr	1	1	2	3	0	6	1	Simpson	1	1	0	1	7	2	-1
Lang	1	1	1	2	0	3	1	Zhamnov	1	1	0	1	0	3	-1
Miller	1	0	2	2	0	1	E	Gilmour	1	0	1	1	2	2	-1
Straka	1	0	2	2	0	2	E	Mironov	1	0	1	1	0	2	-1
Titov	1	0	2	2	0	1	1	Muir	1	0	1	1	0	3	E
Hrdina	1	1	0	1	0	1	1	Olczyk	1	0	1	1	0	1	E
Kovalev	1	1	0	1	2	3	2	Allison	1	0	0	0	0	0	E
Moran	1	1	0	1	2	3	1	Amonte	1	0	0	0	0	1	-1
Barnaby	1	0	0	0	7	2	E	B. Brown	1	0	0	0	6	1	E
R. Brown	1	0	0	0	0	1	E	Daze	1	0	0	0	0	1	E
Butenschon	1	0	0	0	0	1	2	Dumont	1	0	0	0	0	3	E
Dollas	1	0	0	0	0	1	-1	Fitzpatrick	1	0	0	0	0	0	-
Kesa	1	0	0	0	0	0	E	Leroux	1	0	0	0	0	1	-1
Morozov	1	0	0	0	0	2	E	Manson	1	0	0	0	7	1	-2
Skudra	1	0	0	0	0	0	-	Marha	1	0	0	0	2	3	E
Slegr	1	0	0	0	0	0	-1	McAmmond	1	0	0	0	0	2	E
Werenka	1	0	0	0	0	2	1	Probert	1	0	0	0	2	1	-1
Wilkinson	1	0	0	0	7	0	2	Thibault	1	0	0	0	0	0	-
Wright	1	0	0	0	2	0	E	Zmolek	1	0	0	0	2	2	-1
TOTALS	1	5	9	14	20	29		TOTALS	1	2	4	6	28	29	



Peter Forsberg

All-Time NHL Record: 676-702-206

1998-99 Record/Finish: 44-28-10; First, Northwest Division

1999 Playoff Record: Defeated San Jose, 4-2, Western Conference Quarterfinals; Defeated Detroit, 4-2, Western Conference Semifinals; Lost to Dallas, 4-3, Western Conference Finals.

1998-99 Top Scorer: Peter Forsberg (30-67-97)

Stanley Cup Titles: One (1996)

All-Time Quebec/Colorado Scorer vs Pittsburgh: Peter Stastny (29gp, 23-28-51)

All-Time Pittsburgh Scorer vs Quebec/Colorado:

Mario Lemieux (29gp, 29-36-65)

Longest Quebec/Colorado Win Streak vs Pittsburgh:

10, Oct. 21, 1982-Oct. 19, 1985

Longest Pittsburgh Win Streak vs Quebec/Colorado: 7,

Mar. 22, 1986-Mar. 27, 1988

Longest Quebec/Colorado Undefeated Streak vs

Pittsburgh: 11, Oct. 21, 1982-Oct. 26, 1985 (10-0-1)

Longest Pittsburgh Undefeated Streak vs

Quebec/Colorado: 9, Oct. 25, 1990-Apr. 3, 1993 (7-0-2)

Last Pittsburgh Win at Home: Feb. 21, 1995 (5-4) (0-5-0 since last win)

Last Colorado Win at Home: Mar. 14, 1997 (6-3) (0-1-1 since last win)

Last Pittsburgh Win at Colorado: Feb. 25, 1999 (3-2) (0-0-0 since last win)

Last Colorado Win at Pittsburgh: Mar. 7, 1999 (3-1)

(0-0-0 since last win)

Most Goals by Pittsburgh vs Quebec/Colorado: 8, Mar. 3, 1987 (P, 8-1); Nov. 16, 1989 (P, 8-2)

Most Goals by Quebec/Colorado vs Pittsburgh: 10, Dec. 29, 1984 (Q, 10-2)

Most Goals by Both Teams: 14, Mar. 8, 1984 (Q, 8-6)

Last Pittsburgh Shutout vs Quebec/Colorado: Jan. 27, 1994 (3-0) - Ken Wregget

Last Quebec/Colorado Shutout vs Pittsburgh: Feb. 24, 1980 (2-0) - Michel Dion

Last Pittsburgh Hat Trick vs Quebec/Colorado: Nov. 18, 1991 - Kevin Stevens

Last Colorado Hat Trick vs Pittsburgh: Jan. 3 1998 - Valeri Kamensky

Last Pittsburgh Trade with Colorado: Sept. 28, 1997, Francois Leroux traded to Colorado for third round pick in 1998 Entry Draft.

Overtime Record vs Pittsburgh: 2-1-5

Team Information

Location: Pepsi Center, 1000 Chopper Place, Denver, CO 80204

Founded: 1972 (Quebec-WHA), 1979 (Quebec-NHL), 1995 (Colorado-NHL)

Owner and Governor: Donald L. Sturm

President and General Manager: Pierre Lacroix

Head Coach: Bob Hartley

NHL Career Record (Seasons): 44-28-10 (1)

Assistant Coaches: Jacques Cloutier and Bryan Trottier

Director of Media Relations: Jean Martineau

Assistant Director of Media Relations: Damen Zier

Media Relations Assistant: Hayne Ellis

Athletic Trainer: Pat Karns

Arena (Capacity): Pepsi Center (18,129)

General Office Phone: (303) 405-1100

Starting Times of Games: 7:00 pm (MST)

Team Colors: Burgandy, Silver, Blue, and Black
Radio: KKFN 950 AM "The Fan"

Commercial TV: KTVB Channel 20

Cable TV: Fox Sports Rocky Mountain

Website: www.coloradoavalanche.com

vs. Penguins

REGULAR SEASON

YEAR	TOTAL	HOME	ROAD	GF-GA
1979-80	2-2-0	2-0-0	0-2-0	10-9
1980-81	2-1-1	1-0-1	1-1-0	15-16
1981-82	3-0-0	1-0-0	2-0-0	15-6
1982-83	0-3-0	0-2-0	0-1-0	11-22
1983-84	0-3-0	0-1-0	0-2-0	8-21
1984-85	0-3-0	0-2-0	0-1-0	6-26
1985-86	1-1-1	0-0-1	1-1-0	14-12
1986-87	3-0-0	2-0-0	1-0-0	19-6
1987-88	3-0-0	1-0-0	2-0-0	17-11
1988-89	1-2-0	1-1-0	0-1-0	8-16
1989-90	2-1-0	1-0-0	1-1-0	17-9
1990-91	3-0-0	2-0-0	1-0-0	18-11
1991-92	2-0-1	1-0-1	1-0-0	17-10
1992-93	2-0-1	1-0-1	1-0-0	16-11
1993-94	1-4-0	1-2-0	0-2-0	17-25
1994-95	2-2-0	1-1-0	1-1-0	18-17
1995-96	0-1-1	0-1-0	0-0-1	8-11
1996-97	0-2-0	0-1-0	0-1-0	6-10
1997-98	0-1-1	0-1-0	0-0-1	7-8
1998-99	1-1-0	0-1-0	1-0-0	4-5
TOTAL	28-27-6	15-13-4	13-14-2	251-262

1999-2000 Schedule

Fri., October 8 @ Pittsburgh -7:30

Thu., January 13 @ Colorado - 9:00

1998-99	GP	W	L	T	PTS	GF	GA	PPG	SHG	PEN	PIM
PITTSBURGH	2	1	1	0	2	4	5	0-6	0	8	16
COLORADO	2	1	1	0	2	5	4	0-7	0	8	16

AT PITTSBURGH (0-1-0)

AT COLORADO (1-0-0)

Feb. 25 - PITTSBURGH (BARRASSO) 3 at Colorado (Billington) 2 WG - Straka

Mar. 7 - COLORADO (BILLINGTON) 3 at Pittsburgh (Skudra) 1 WG - Hejduk


GOALS AND SHOTS BY PERIOD	1ST	2ND	3RD	OT	TOTAL
PITTSBURGH	2-18	0-19	2-17	---	4-54
COLORADO	0-17	2-15	3-14	---	5-46

GOALTENDERS	GP	MP	GF	GA	ENG	SO	AVG	SHOTS	SVPCT	W-L-T
Barrasso (P)	1	60:00	3	2	0	0	2.00	24	.917	1-0-0
Skudra (P)	1	58:15	1	2	1	0	2.06	21	.905	0-1-0
PITTSBURGH TOTALS	2	120:00	4	5	1	0	2.50	46	.891	1-1-0
Billington (C)	2	118:28	5	4	0	0	2.03	54	.926	1-1-0
COLORADO TOTALS	2	120:00	5	4	0	0	2.00	54	.926	1-1-0

POWER PLAY GOALS: PITTSBURGH (0 for 6)

COLORADO (0 for 7)

PITTSBURGH	GP	G	A	PTS	PIM	SOG	+/-	COLORADO	GP	G	A	PTS	PIM	SOG	+/-
Straka	2	2	0	2	0	6	1	Hejduk	2	2	1	3	0	5	2
Kovalev	2	0	2	2	0	8	1	Sakic	2	2	0	2	0	8	E
Titov	2	0	2	2	2	5	2	Lemieux	2	1	1	2	0	6	2
Jagr	2	1	0	1	2	11	E	Deadmarsh	2	0	2	2	2	6	1
Morozov	2	1	0	1	0	1	E	Kamensky	2	0	2	2	2	3	1
Hrdina	2	0	1	1	2	2	E	Forsberg	1	0	1	1	0	3	E
K. Miller	2	0	1	1	0	2	-1	Gusarov	2	0	1	1	0	1	1
Barrasso	1	0	0	0	0	0	-	Lefebvre	2	0	1	1	2	1	2
Hatcher	1	0	0	0	0	0	E	DeVries	1	0	0	0	0	0	E
Skudra	1	0	0	0	0	0	-	Messier	1	0	0	0	2	0	2
Wilkinson	1	0	0	0	0	1	-2	Rychel	1	0	0	0	0	0	E
Barnes	2	0	0	0	2	3	-2	Billington	2	0	0	0	0	0	-
Brown	2	0	0	0	0	2	-2	Donovan	2	0	0	0	2	2	-1
Dollas	2	0	0	0	2	0	-3	Drury	2	0	0	0	0	2	E
Galanov	2	0	0	0	0	2	-2	Foote	2	0	0	0	0	1	E
Kesa	2	0	0	0	0	3	-3	Klemm	2	0	0	0	0	0	1
Lang	2	0	0	0	0	2	E	A. Miller	2	0	0	0	0	2	-1
Moran	2	0	0	0	0	2	3	Odgers	2	0	0	0	0	1	-1
Slegr	2	0	0	0	2	3	E	Ozolins	2	0	0	0	0	2	-2
Sonnenberg	2	0	0	0	0	0	E	Podain	2	0	0	0	4	2	-1
Werenka	2	0	0	0	4	1	2	Yelle	2	0	0	0	2	1	-1
TOTALS	2	4	6	10	16	54		TOTALS	2	5	9	14	16	46	



Derian
Hatcher



All-Time NHL Record: 991-1131-400
1998-99 Record/Finish: 51-19-12; First, Pacific Division
1998 Playoff Record: Defeated Edmonton, 4-0, Western Conference Quarterfinals; Defeated St. Louis, 4-2, Western Conference Semifinals; Defeated Colorado, 4-3, Western Conference Finals; Defeated Buffalo, 4-2, Stanley Cup Finals
1998-99 Top Scorer: Mike Modano (34-47-81)
Stanley Cup Titles: One (1999)
All-Time Minnesota/Dallas Scorer vs Pittsburgh: Bill Goldsworthy (54gp, 23-22-45)
All-Time Pittsburgh Scorer vs Minnesota/Dallas: Rick Kehoe (36gp, 19-27-46)
Longest Minnesota/Dallas Win Streak vs Pittsburgh: 4, Oct. 28, 1971-Feb. 20, 1972; Jan. 12, 1983-Dec. 1, 1983
Longest Pittsburgh Win Streak vs Minnesota/Dallas: 8, Oct. 15, 1985-Mar. 1, 1988
Longest Minnesota/Dallas Undefeated Streak vs Pittsburgh: 7, Feb. 3, 1982-Dec. 1, 1983 (6-0-1)
Longest Pittsburgh Undefeated Streak vs Minnesota/Dallas: 8, Oct. 15, 1985-Mar. 1, 1988 (8-0-0)
Last Pittsburgh Win at Home: Jan. 14, 1997 (3-1) (0-1 since last win)
Last Dallas Win at Home: Feb. 26, 1999 (6-4) (0-0-0 since last win)
Last Pittsburgh Win at Dallas: Nov. 14, 1995 (4-2) (0-2-1 since last win)
Last Dallas Win at Pittsburgh: Nov. 5, 1997 (5-2) (0-0-1 since last win)
Most Goals by Pittsburgh vs Minnesota/Dallas: 9, Jan. 12, 1989 (P, 9-2)
Most Goals by Minnesota/Dallas vs Pittsburgh: 10, Mar. 7, 1973 (M, 10-4)
Most Goals by Both Teams: 15, Dec. 21, 1974 (M, 8-7); Feb. 3, 1982 (M, 9-6)
Last Pittsburgh Shutout vs Dallas: Mar. 22, 1998 (0-0) - Tom Barrasso
Last Dallas Shutout vs Pittsburgh: Mar. 22, 1998 (0-0) - Ed Belfour
Last Pittsburgh Hat Trick vs Minnesota/Dallas: Mar. 4, 1990 - Rob Brown
Last Dallas Hat Trick vs Pittsburgh: Nov. 5, 1997 - Joe Nieuwendyk
Last Pittsburgh Trade with Dallas: June 22, 1996, Kevin Hatcher to Pittsburgh for Sergei Zubov
Overtime Record vs Pittsburgh: 0-1-3

Team Information

Location: 211 Cowboys Parkway, Irving, TX 75063
Founded: 1967(Minnesota), 1993 (Dallas)
Chairman of the Board and Owner: Thomas O. Hicks
President: James R. Lites
General Manager: Bob Gainey
Head Coach: Ken Hitchcock
NHL Career Record (Seasons): 163-90-36 (4)
Assistant Coaches: Doug Jarvis and Rick Wilson
Director of Public Relations: Larry Kelly
Public Relations Manager: Kurt Daniels
Head Athletic Trainer: Dave Suprenant
Arena (Capacity): Reunion Arena (17,001)
General Office Phone: (972) 868-2890
Starting Times of Games: Mon.-Fri: 7:30 p.m.; Sat. & Sun: 7:00 p.m.; Matinees: 2:00 p.m.
Team Colors: Black, Green, Gold and White
Radio: WBAP 820 AM
Commercial TV: KXTX Ch. 39
Cable TV: Fox Sports Southwest
Website: www.dallasstars.com

vs. Penguins

YEAR	REGULAR SEASON			GF-GA
	TOTAL	HOME	ROAD	
1967-68	4-3-3	2-1-2	2-2-1	33-29
1968-69	5-3-0	2-2-0	3-1-0	25-15
1969-70	5-2-1	3-1-0	2-1-1	33-27
1970-71	1-3-2	1-1-1	0-2-1	12-13
1971-72	2-4-0	2-1-0	0-3-0	11-17
1972-73	2-3-0	2-1-0	0-2-0	18-21
1973-74	2-2-1	1-0-1	1-2-0	17-20
1974-75	3-1-0	2-0-0	1-1-0	21-14
1975-76	2-1-1	1-0-1	1-1-0	15-10
1976-77	3-1-0	2-0-0	1-1-0	17-9
1977-78	2-2-0	2-0-0	0-2-0	18-17
1978-79	3-1-0	2-0-0	1-1-0	19-11
1979-80	1-3-0	1-1-0	0-2-0	12-15
1980-81	1-3-0	1-1-0	0-2-0	13-18
1981-82	1-2-0	1-1-0	0-1-0	14-15
1982-83	0-2-1	0-1-0	0-1-1	8-16
1983-84	1-2-0	1-1-0	0-1-0	12-12
1984-85	1-2-0	0-1-0	1-1-0	10-10
1985-86	3-0-0	2-0-0	1-0-0	10-7
1986-87	3-0-0	1-0-0	2-0-0	10-7
1987-88	2-1-0	2-0-0	0-1-0	12-9
1988-89	1-2-0	0-1-0	1-1-0	12-11
1989-90	1-1-1	1-1-0	0-0-1	14-16
1990-91	2-1-0	1-0-0	1-1-0	11-10
1991-92	2-1-0	1-0-0	1-1-0	13-8
1992-93	1-1-0	0-1-0	1-0-0	7-7
1993-94	0-2-0	0-1-0	0-1-0	5-12
1994-95	DID NOT PLAY			
1995-96	2-0-0	1-0-0	1-0-0	9-3
1996-97	1-1-0	1-0-0	0-1-0	5-7
1997-98	0-1-1	0-1-0	0-0-1	2-5
1998-99	0-1-1	0-0-1	0-1-0	6-8
TOTAL	57-52-12	36-18-6	21-34-6	424-399

1999-2000 Schedule
 Fri., October 1 @ Dallas - 8:00

1998-99	GP	W	L	T	PTS	GF	GA	PPG	SHG	PEN	PIM
PITTSBURGH	2	0	1	1	1	6	8	0-8	1	7	14
DALLAS	2	1	0	1	3	8	6	1-5	0	10	20

AT PITTSBURGH (0-0-1)

AT DALLAS (0-1-0)

Feb. 26 - Pittsburgh (Barrasso) 4 at DALLAS (BELFOUR) 6 WG - Hrkac

Mar. 16 - Dallas (Turek) 2 at Pittsburgh (Skudra) 2

Aubin replaced Skudra at 40:00

GOALS AND SHOTS BY PERIOD	1ST	2ND	3RD	OT	TOTAL
PITTSBURGH	4-11	1-10	1-12	0-0	6-33
DALLAS	1-28	4-13	3-21	0-4	8-66


GOALTENDERS	GP	MP	GF	GA	ENG	SO	AVG	SHOTS	SVPCT	W-L-T
Skudra (P)	2	40:14	2	1	1	0	1.49	14	.929	0-0-0
Aubin (P)	1	25:00	0	1	0	0	2.40	17	.941	0-0-1
Barrasso (P)	1	59:06	4	5	0	0	5.08	34	.853	0-1-0
PITTSBURGH TOTALS	2	125:00	6	8	1	0	3.84	66	.879	0-1-0
Turek (D)	1	65:00	2	2	0	0	1.85	15	.867	0-0-1
Belfour (D)	1	60:00	6	4	0	0	4.00	18	.778	1-0-0
DALLAS TOTALS	2	125:00	8	6	0	0	2.88	33	.818	1-0-1

POWER PLAY GOALS: PITTSBURGH (0 for 8)

DALLAS (1 for 5) - Zubov

SHORT-HANDED GOALS: PITTSBURGH (1) - Straka

PITTSBURGH	GP	G	A	PTS	PIM	SOG	+/-	DALLAS	GP	G	A	PTS	PIM	SOG	+/-
Straka	2	3	2	5	0	6	3	Zubov	2	2	1	3	0	7	-1
Jagr	2	1	2	3	0	6	-1	Verbeek	2	1	2	3	4	2	2
Miller	2	1	1	2	0	1	E	Hrkac	2	2	0	2	0	3	1
Moran	2	0	2	2	2	1	-2	Modano	2	1	1	2	2	10	E
Werenka	2	1	0	1	0	1	-2	Reid	2	1	1	2	0	4	1
Dallas	2	0	1	1	0	0	2	Keane	2	0	2	2	0	1	2
Hrdina	2	0	1	1	2	3	-1	Lehtinen	2	0	2	2	0	4	E
Kovalev	2	0	1	1	0	6	E	Marshall	2	0	2	2	0	4	1
Slegr	2	0	1	1	4	0	2	Nieuwendyk	2	0	2	2	2	6	1
Aubin	1	0	0	0	0	0	-	Langenbrunner	2	1	0	1	0	8	-2
Barnaby	1	0	0	0	2	2	-1	Carbonneau	1	0	1	1	0	1	E
Barrasso	1	0	0	0	0	0	-	Gusev	2	0	1	1	2	2	-1
Barnes	1	0	0	0	0	1	-2	Belfour	1	0	0	0	0	0	-
Butenschon	1	0	0	0	0	0	E	Botterill	1	0	0	0	0	0	-1
Galanov	1	0	0	0	0	0	E	Gavey	1	0	0	0	4	0	E
K. Hatcher	1	0	0	0	0	2	E	Keczmer	1	0	0	0	2	1	-1
Sonnenberg	1	0	0	0	2	0	-1	Lidster	1	0	0	0	0	0	1
Wilkinson	1	0	0	0	0	1	-1	Matvichuk	1	0	0	0	0	4	2
T. Wright	1	0	0	0	0	0	E	Sloan	1	0	0	0	0	0	E
Brown	2	0	0	0	0	0	-1	Turek	1	0	0	0	0	0	-
Kesa	2	0	0	0	0	0	-1	J. Wright	1	0	0	0	0	1	E
Lang	2	0	0	0	2	1	-1	Chambers	2	0	0	0	0	3	1
Morozov	2	0	0	0	0	0	-1	D. Hatcher	2	0	0	0	0	5	1
Skudra	2	0	0	0	0	0	-	Ludwig	2	0	0	0	2	0	-1
Titov	2	0	0	0	0	2	E	Bench					2		
TOTALS	2	6	11	17	14	33		TOTALS	2	8	15	23	20	66	



**Steve
Yzerman**



All-Time NHL Record: 2115-2030-845
1998-99 Record/Finish: 43-32-7; First, Central Division

1999 Playoff Record: Defeated Anaheim, 4-0, Western Conference Quarterfinals; Lost to Colorado, 4-2, Western Conference Semifinals

1998-99 Top Scorer: Steve Yzerman (29-45-74)

Stanley Cup Titles: Nine (1936, 1937, 1943, 1950, 1952, 1954, 1955, 1997 and 1998)

All-Time Detroit Scorer vs Pittsburgh: Steve Yzerman (34gp, 15-29-44)

All-Time Pittsburgh Scorers vs Detroit: Jean Pronovost (53gp, 22-33-55) and Mario Lemieux (24gp, 21-34-55)

Longest Detroit Win Streak vs Pittsburgh: 5, Dec. 23, 1982-Feb. 9, 1984

Longest Pittsburgh Win Streak vs Detroit: 4, Feb. 13, 1974-Dec. 15, 1974

Longest Detroit Undeclared Streak vs Pittsburgh: 9, Mar. 5, 1972-Jan. 27, 1974 (5-0-4)

Longest Pittsburgh Undeclared Streak vs Detroit: 11, Dec. 17, 1988-Feb. 3, 1992 (7-0-4)

Last Pittsburgh Win at Home: Feb. 7, 1999 (2-1) (0-0-0 since last win)

Last Detroit Win at Home: Feb. 27, 1997 (4-1) (0-1-1 since last win)

Last Pittsburgh Win at Detroit: Apr. 11, 1999 (3-0) (0-0-0 since last win)

Last Detroit Win at Pittsburgh: Feb. 8, 1997 (6-5 OT) (0-2-0 since last win)

Most Goals by Pittsburgh vs Detroit: 10, Jan. 28, 1989 (P, 10-5)

Most Goals by Detroit vs Pittsburgh: 9, Feb. 9, 1984 (D, 9-3)

Most Goals by Both Teams: 15, Jan. 28, 1989 (P, 10-5); Oct. 22, 1992 (P, 9-6)

Last Pittsburgh Shutout vs Detroit: Apr. 11, 1999 (3-0) - Tom Barrasso

Last Detroit Shutout vs Pittsburgh: Feb. 3, 1996 (3-0) - Chris Osgood

Last Pittsburgh Hat Trick vs Detroit: Oct. 22, 1992 - Mario Lemieux

Last Detroit Hat Trick vs Pittsburgh: Feb. 8, 1997 - Brendan Shanahan

Last Pittsburgh Trade with Detroit: Jan. 27, 1997, Greg Johnson to Pittsburgh for Tomas Sandstrom

Overtime Record vs Pittsburgh: 1-1-6

Team Information

Location: 600 Civic Center Dr., Detroit, MI 48226

Founded: 1926

Owner: Mike Ilitch

Vice President: Atanas Ilitch and Christopher Ilitch

General Manager: Ken Holland

Director of Player Personnel/Head Coach: Scotty Bowman

NHL Career Record (Seasons): 1096-514-285 (27)

Associate Coaches: Barry Smith, Dave Lewis

Director of Public Relations: John Hahn

Public Relations Coordinator: Michael Kuta

Athletic Trainer: John Wharton

Arena (Capacity): Joe Louis Arena (19,983)

General Office Phone: (313) 396-7544

Starting Times of Games: 7:30 pm

Team Colors: Red and White

Radio: WJR 760AM

Commercial TV: WKBD-UPN 50

Cable TV: Fox Sports Net Detroit

Website: www.detroitredwings.com

vs. Penguins

REGULAR SEASON

YEAR	TOTAL	HOME	ROAD	GF-GA
1967-68	1-3-0	1-1-0	0-2-0	12-21
1968-69	2-4-0	2-1-0	0-3-0	14-20
1969-70	2-4-0	1-2-0	1-2-0	17-21
1970-71	3-1-2	3-0-0	0-1-2	30-13
1971-72	2-4-0	2-1-0	0-3-0	19-25
1972-73	0-2-3	0-1-1	0-1-2	7-9
1973-74	2-2-1	2-1-0	0-1-1	20-13
1974-75	4-2-0	2-1-0	2-1-0	24-15
1975-76	4-1-1	3-0-0	1-1-1	24-13
1976-77	4-2-0	3-0-0	1-2-0	19-17
1977-78	2-3-1	1-1-1	1-2-0	21-22
1978-79	5-3-0	4-0-0	1-3-0	29-31
1979-80	2-2-0	2-0-0	0-2-0	18-19
1980-81	2-1-1	2-0-0	0-1-1	13-11
1981-82	1-2-0	1-0-0	0-2-0	11-11
1982-83	0-2-1	0-1-1	0-1-0	11-17
1983-84	0-3-0	0-1-0	0-2-0	9-21
1984-85	1-1-1	1-1-0	0-0-1	10-10
1985-86	2-1-0	1-0-0	1-1-0	15-11
1986-87	1-2-0	1-1-0	0-1-0	5-6
1987-88	1-2-0	1-0-0	0-2-0	13-15
1988-89	2-0-1	2-0-0	0-0-1	19-13
1989-90	2-0-1	1-0-0	1-0-1	14-7
1990-91	3-0-0	2-0-0	1-0-0	16-5
1991-92	0-1-2	0-0-1	0-1-1	10-11
1992-93	1-1-0	1-0-0	0-1-0	9-14
1993-94	1-1-0	0-1-0	1-0-0	9-10
1994-95		DID NOT PLAY		
1995-96	1-1-0	1-0-0	0-1-0	5-5
1996-97	0-2-0	0-1-0	0-1-0	6-10
1997-98	1-0-1	1-0-0	0-0-1	5-3
1998-99	2-0-0	1-0-0	1-0-0	5-1
TOTAL	54-53-16	42-15-4	12-38-12	439-420

1999-2000 Schedule
 Fri., November 12 @ Detroit - 7:30
 Sun., January 2 @ Pittsburgh - 7:30

1998-99	GP	W	L	T	PTS	GF	GA	PPG	SHG	PEN	PIM
PITTSBURGH	2	2	0	0	4	5	1	0-8	1	5	10
DETROIT	2	0	2	0	0	1	5	1-4	0	9	18


AT PITTSBURGH (1-0-0)
 AT DETROIT (1-0-0)
 Feb. 7 - Detroit (Osgood) 1 at PITTSBURGH (BARRASSO) 2 WG - Miller
 Apr. 11 - PITTSBURGH (BARRASSO) 3 at Detroit (Osgood) 0 WG - Kovalev

GOALS AND SHOTS BY PERIOD	1ST	2ND	3RD	OT	TOTAL
PITTSBURGH	1-10	2-20	2-14	---	5-44
DETROIT	0-18	1-13	0-25	---	1-56


GOALTENDERS	GP	MP	GF	GA	ENG	SO	AVG	SHOTS	SVPCT	W-L-T
Barrasso (P)	2	119:49	5	1	0	1	0.50	56	.982	2-0-0
PITTSBURGH TOTALS	2	120:00	5	1	0	1	0.50	56	.982	2-0-0
Osgood (D)	2	118:58	1	5	0	0	2.52	44	.886	0-2-0
DETROIT TOTALS	2	120:00	1	5	0	0	2.52	44	.886	0-2-0

POWER PLAY GOALS: PITTSBURGH (0 for 8)
 DETROIT (1 for 4) - Lapointe
SHORT-HANDED GOALS: PITTSBURGH (1) - Kovalev

PITTSBURGH	GP	G	A	PTS	PIM	SOG	+/-	DETROIT	GP	G	A	PTS	PIM	SOG	+/-
Kovalev	2	2	1	3	0	6	3	Lapointe	2	1	0	1	4	4	-2
Hrdina	2	1	1	2	2	2	2	Kozlov	2	0	1	1	4	3	-2
Kesa	2	1	1	2	0	2	2	Larionov	2	0	1	1	0	2	-1
Miller	2	1	1	2	0	3	2	Clark	1	0	0	0	0	2	-2
Andrusak	1	0	1	1	0	0	2	Eriksson	1	0	0	0	0	3	E
Hatcher	2	0	1	1	0	3	3	Gill	1	0	0	0	0	1	-1
Jagr	2	0	1	1	2	4	3	Golubovsky	1	0	0	0	0	2	E
Morozov	2	0	1	1	2	2	1	McCarty	1	0	0	0	0	0	-1
Barnaby	1	0	0	0	0	0	E	Samuelsson	1	0	0	0	2	0	E
Barnes	1	0	0	0	0	1	E	D. Brown	2	0	0	0	0	3	-1
Bonin	1	0	0	0	0	0	E	Dandenault	2	0	0	0	0	1	E
R. Brown	1	0	0	0	0	3	E	Draper	2	0	0	0	0	3	E
Butenschon	1	0	0	0	0	0	E	Fedorov	2	0	0	0	4	7	-2
Kasparaitis	1	0	0	0	2	1	E	Holmstrom	2	0	0	0	0	2	-1
Lang	1	0	0	0	0	4	E	Lidstrom	2	0	0	0	0	7	-4
Moran	1	0	0	0	0	2	E	Maltby	2	0	0	0	0	4	E
Straka	1	0	0	0	0	4	E	Murphy	2	0	0	0	0	1	-3
Titov	1	0	0	0	0	1	1	Osgood	2	0	0	0	0	0	-
Wilkinson	1	0	0	0	0	1	E	Roest	2	0	0	0	0	0	E
Barrasso	2	0	0	0	0	0	-	Shanahan	2	0	0	0	0	6	E
Dollas	2	0	0	0	0	1	2	Ward	2	0	0	0	2	3	-1
Slegr	2	0	0	0	0	4	3	Yzerman	2	0	0	0	0	3	-4
Sonnenberg	2	0	0	0	0	0	E								
Werenka	2	0	0	0	2	0	E								
Wright	2	0	0	0	0	0	E								
TOTALS	2	5	8	13	10	44		TOTALS	2	1	2	3	18	56	



**Bill
Guerin**



All-Time NHL Record: 759-626-199
1998-99 Record/Finish: 33-37-12; Second, Northwest Division

1999 Playoff Record: Lost to Dallas, 4-0, Western Conference Quarterfinals

1998-99 Top Scorer: Bill Guerin (30-34-64)

Stanley Cup Titles: Five (1984, 1985, 1987, 1988 and 1990)

All-Time Edmonton Scorer vs Pittsburgh: Wayne Gretzky (28, gp 31-44-75)

All-Time Pittsburgh Scorer vs Edmonton: Mario Lemieux (24gp, 13-28-41)

Longest Edmonton Win Streak vs Pittsburgh: 5, Mar. 16, 1981-Mar. 17, 1982; Jan. 7, 1983-Feb. 22, 1984

Longest Pittsburgh Win Streak vs Edmonton: 2, Nov. 4, 1989-Feb. 2, 1990; Mar. 1, 1996-Mar. 21, 1996

Longest Edmonton Undefeated Streak vs Pittsburgh: 6, Jan. 7, 1983-Nov. 6, 1984 (5-0-1)

Longest Pittsburgh Undefeated Streak vs Edmonton: 2, Nov. 4, 1989-Feb. 2, 1990 (2-0-0); Mar. 1, 1996-Mar. 21, 1996 (2-0-0)

Last Pittsburgh Win at Home: Mar. 18, 1998 (4-2) (0-0-1 since last win)

Last Edmonton Win at Home: Oct. 31, 1998 (4-1) (0-0-0 since last win)

Last Pittsburgh Win at Edmonton: Mar. 1, 1996 (5-4) (0-3-0 since last win)

Last Edmonton Win at Pittsburgh: Feb. 18, 1993 (5-4) (0-4-1 since last win)

Most Goals by Pittsburgh vs Edmonton: 7, 3 times, last time - Jan. 21, 1988 (P, 7-4)

Most Goals by Edmonton vs Pittsburgh: 10, Mar. 17, 1982 (E, 10-4); Feb. 19, 1983 (E, 10-7)

Most Goals by Both Teams: 17, Feb. 19, 1983 (E, 10-7)

Last Pittsburgh Shutout vs Edmonton: None

Last Edmonton Shutout vs Pittsburgh: None

Last Pittsburgh Hat Trick vs Edmonton: Nov. 13, 1991 - Kevin Stevens

Last Edmonton Hat Trick vs Pittsburgh: Nov. 8, 1988 - Jari Kurri

Last Pittsburgh Trade with Edmonton: June 16, 1998 - Bobby Dollas and Tony Hrkac to Pittsburgh for rights to Josef Beranek.

Overtime Record vs Pittsburgh: 1-1-2

Team Information

Location: 11230 - 110 Street, Edmonton, Alberta T5G 3G8

Founded: 1972 (WHA), 1979 (NHL)

Owner: Edmonton Investors Group Ltd.

Governor: Jim Hole

President and General Manager: Glen Sather

Executive VP/Assistant General Manager: Bruce MacGregor

Head Coach: Kevin Lowe

NHL Career Record (Seasons): First Season

Assistant Coaches: Craig MacTavish, Ted Green

Public Relations Staff: Bill Tuele, Steve Knowles, Bryn Griffiths

Athletic Trainer: Ken Lowe

Equipment Manager: Barrie Stafford

Arena (Capacity): Skyreach Centre (17,100)

General Office Phone: (780) 414-4000

Starting Times of Games: Vweeknights 7:00 pm, Sat. 6:00 (non-TV), 5:00 and 8:00 (TV), Sun. 6:00 pm, Matinees 2:00 pm

Team Colors: Midnight Blue, Metallic Copper, Red and White

Radio: 630 CHED (AM)

Commercial TV: A-CHANNEL & CBXT TV

Cable TV: CTV SportsNet

Website: www.edmontonoilers.com

vs. Penguins

REGULAR SEASON

YEAR	TOTAL	HOME	ROAD	GF-GA
1979-80	1-3-0	1-1-0	0-2-0	12-22
1980-81	1-2-1	1-1-0	0-1-1	18-20
1981-82	0-3-0	0-1-0	0-2-0	8-22
1982-83	1-2-0	1-1-0	0-1-0	14-21
1983-84	0-3-0	0-1-0	0-2-0	8-23
1984-85	1-1-1	1-0-1	0-1-0	10-12
1985-86	1-2-0	0-1-0	1-1-0	13-17
1986-87	1-2-0	1-1-0	0-1-0	9-10
1987-88	0-3-0	0-1-0	0-2-0	8-17
1988-89	1-2-0	0-2-0	1-0-0	12-15
1989-90	2-1-0	1-0-0	1-1-0	12-8
1990-91	1-2-0	1-1-0	0-1-0	14-15
1991-92	2-1-0	2-0-0	0-1-0	14-14
1992-93	1-2-0 *	0-1-0	0-1-0	11-11
1993-94	1-1-0	1-0-0	0-1-0	7-8
1994-95	DID NOT PLAY			
1995-96	2-0-0	1-0-0	1-0-0	10-8
1996-97	1-1-0	1-0-0	0-1-0	7-7
1997-98	1-1-0	1-0-0	0-1-0	7-6
1998-99	0-1-1	0-0-1	0-1-0	3-6
TOTALS	18-33-3	13-12-2	4-21-1	197-262

*Includes Game Played in Cleveland

1999-2000 Schedule

Fri., February 11 @ Pittsburgh - 7:30

Sat., March 4 @ Edmonton - 8:00

1998-99	GP	W	L	T	PTS	GF	GA	PPG	SHG	PEN	PIM
PITTSBURGH	2	0	1	1	1	3	6	2-14	0	14	28
EDMONTON	2	1	0	1	3	6	3	2-12	1	16	32

AT PITTSBURGH (0-0-1)

AT EDMONTON (0-1-0)

Oct. 31 - Pittsburgh (Aubin) 1 at EDMONTON (ESSENSA) 4 WG - Devereaux

Mar. 5 - Edmonton (Essensa) 2 at Pittsburgh (Skudra) 2


GOALS AND SHOTS BY PERIOD	1ST	2ND	3RD	OT	TOTAL
PITTSBURGH	1-17	1-14	1-24	0-3	3-58
EDMONTON	3-12	2-15	1-8	0-1	6-36

GOALTENDERS	GP	MP	GF	GA	ENG	SO	AVG	SHOTS	SVPCT	W-L-T
Skudra (P)	2	66:11	2	2	0	0	1.81	21	.905	0-0-1
Aubin (P)	1	58:49	1	4	0	0	4.08	15	.733	0-1-0
PITTSBURGH TOTALS	2	125:00	3	6	0	0	2.88	36	.833	0-1-0
Essensa (E)	2	124:54	6	3	0	0	1.44	58	.948	1-0-1
EDMONTON TOTALS	2	125:00	6	3	0	0	1.44	58	.948	1-0-1

POWER PLAY GOALS: PITTSBURGH (2 for 14) - R. Brown, Slegre
EDMONTON (2 for 12) - K. Brown, Falloon

SHORT-HANDED GOALS EDMONTON (1) - Devereaux

PITTSBURGH	GP	G	A	PTS	PIM	SOG	+/-	EDMONTON	GP	G	A	PTS	PIM	SOG	+/-
Titov	2	0	3	3	2	1	-1	Kovalenko	1	1	1	2	0	1	1
R. Brown	2	1	0	1	0	3	E	Falloon	2	1	1	2	0	5	-1
Lang	2	1	0	1	2	1	-1	K. Brown	1	1	0	1	0	2	E
Slegre	2	1	0	1	8	6	E	Devereaux	1	1	0	1	2	2	1
Hatcher	1	0	1	1	0	1	-1	Grier	2	1	0	1	0	2	2
Kovalev	1	0	1	1	0	2	E	Hamrlík	2	1	0	1	2	2	2
Jagr	2	0	1	1	0	10	-1	Millar	1	0	1	1	0	0	E
Aubin	1	0	0	0	0	0	-	Selivanov	1	0	1	1	0	2	-1
Moran	1	0	0	0	0	0	-1	Weight	1	0	1	1	0	2	E
Serowik	1	0	0	0	0	1	E	Guerin	2	0	1	1	6	8	1
Sonnenberg	1	0	0	0	0	0	E	Marchant	2	0	1	1	2	2	1
Straka	1	0	0	0	0	3	-2	Niinimaa	2	0	1	1	0	1	3
Wilkinson	1	0	0	0	0	0	E	Smyth	2	0	1	1	2	3	1
Wright	1	0	0	0	2	1	-1	Buchberger	1	0	0	0	0	0	1
Barnes	2	0	0	0	0	9	-2	Laraque	1	0	0	0	2	0	E
Dollas	2	0	0	0	0	0	-2	Murray	1	0	0	0	0	2	E
Galanov	2	0	0	0	2	2	E	Poti	1	0	0	0	4	0	-1
Hrdina	2	0	0	0	2	2	-1	Beranek	2	0	0	0	0	0	1
Kasparaitis	2	0	0	0	0	3	-1	S. Brown	2	0	0	0	2	0	E
Kesa	2	0	0	0	0	0	E	Essensa	2	0	0	0	0	0	-
Miller	2	0	0	0	2	7	E	Lindgren	2	0	0	0	2	1	E
Morozov	2	0	0	0	0	2	-1	McAmmond	2	0	0	0	4	1	1
Skudra	2	0	0	0	2	0	-	Mironov	2	0	0	0	2	0	1
Werenka	2	0	0	0	6	4	E	Musil	2	0	0	0	0	0	1
								Bench						2	
TOTALS	2	3	6	9	28	58		TOTALS	2	6	9	15	32	36	



**Rob
Niedermayer**



All-Time NHL Record: 183-192-85
1998-99 Record/Finish: 30-34-18; Second, Southeast Division
1999 Playoff Record: Did Not Qualify
1998-99 Top Scorer: Ray Whitney (26-38-64)
Stanley Cup Titles: None
All-Time Florida Scorer vs Pittsburgh: Rob Niedermayer (21gp, 9-8-17)
All-Time Pittsburgh Scorer vs Florida: Jaromir Jagr (23gp, 13-14-27)
Longest Florida Win Streak vs Pittsburgh: 2, Mar. 25, 1995-May 3, 1995; Apr. 11, 1997-Oct. 4, 1997
Longest Pittsburgh Win Streak vs Florida: 4, Feb. 1, 1994-Feb. 7, 1995
Longest Florida Undefeated Streak vs Pittsburgh: 2, Mar. 25, 1995-May 3, 1995; Apr. 11, 1997-Oct. 4, 1997
Longest Pittsburgh Undefeated Streak vs Florida: 6, Oct. 12, 1993-Feb. 7, 1995 (5-0-1)
Last Pittsburgh Win at Home: Feb. 5, 1999 (3-0) (0-0-0 since last win)
Last Florida Win at Home: Dec. 16, 1998 (4-1) (0-1-0 since last win)
Last Pittsburgh Win at Florida: Jan. 2, 1999 (4-2) (0-0-0 since last win)
Last Florida Win at Pittsburgh: Oct. 4, 1997 (5-3) (0-3-1 since last win)
Most Goals by Pittsburgh vs Florida: 7, Feb. 7, 1995 (P, 7-3); Dec. 30, 1998 (P, 7-4)
Most Goals by Florida vs Pittsburgh: 5, Jan. 23, 1995 (P, 6-5); Dec. 30, 1995 (P, 6-5); Oct. 4, 1997 (F, 5-3)
Most Goals by Both Teams: 11, Jan. 23, 1995 (P, 6-5); Dec. 30, 1995 (P, 6-5); Dec. 30, 1998 (P, 7-4)
Last Pittsburgh Shutout vs Florida: Feb. 5, 1999 (3-0) - Tom Barrasso
Last Florida Shutout vs Pittsburgh: Mar. 26, 1995 (2-0) - John Vanbiesbrouck
Last Pittsburgh Hat Trick vs Florida: Dec. 30, 1995 - Mario Lemieux
Last Florida Hat Trick vs Pittsburgh: Oct. 4, 1997 - Dave Gagner
Last Pittsburgh Trade with Florida: Nov. 19, 1996, Stu Barnes and Jason Woolley to Pittsburgh for Chris Wells
Overtime Record vs Pittsburgh: 0-0-2

Team Information

Location: National Car Rental Center, One Panthers Parkway, Sunrise, FL 33323
Founded: 1992
Chairman and CEO: H. Wayne Huizenga
President and Governor: William A. Torrey
Vice President and General Manager: Bryan Murray
Head Coach: Terry Murray
NHL Career Record (Seasons): 311-232-74 (8)
Assistant Coaches: Slavomir Lener, Billy Smith
Director of Communications: Mike Hanson
Trainer: David Smith
Arena (Capacity): National Car Rental Center (19,200)
General Office Phone: 954-835-7000
Starting Times of Games: Mon.-Sat. 7:30 pm Sun. 6:00 pm
Team Colors: Red, Navy Blue, Yellow and Gold
Radio: 560 WOAM
Cable TV: Sports Channel Florida
Website: www.flpanthers.com

vs. Penguins

YEAR	REGULAR SEASON			GF-GA
	TOTAL	HOME	ROAD	
1993-94	3-0-1	1-0-1	2-0-0	10-7
1994-95	2-2-0	1-1-0	1-1-0	16-14
1995-96	3-1-0	2-0-0	1-1-0	12-10
1996-97	2-2-0	2-0-0	0-2-0	12-13
1997-98	1-2-1	0-1-1	1-1-0	11-12
1998-99	4-1-0	3-0-0	1-1-0	19-10
TOTAL	15-8-2	9-2-2	6-6-0	80-66

1999-2000 Schedule

Sat., November 20 @ Florida - 7:30
 Sat., December 18 @ Pittsburgh - 7:30
 Sat., February 19 @ Florida - 7:30
 Thu., March 16 @ Pittsburgh - 7:30

1998-99	GP	W	L	T	PTS	GF	GA	PPG	SHG	PEN	PIM
PITTSBURGH	5	4	1	0	8	19	10	5-25	0	40	157
FLORIDA	5	1	4	0	2	10	19	3-16	2	48	168

AT PITTSBURGH (3-0-0)
 AT FLORIDA (1-1-0)

Nov. 14 - Florida (Burke) 0 at PITTSBURGH (BARRASSO) 4 WG - Barnes
 Dec. 16 - Pittsburgh (Barrasso) 1 at FLORIDA (BURKE) 4 WG - Whitney
 Dec. 30 - Florida (McLean) 4 at PITTSBURGH (SKUDRA) 7 WG - Lang
 Jan. 2 - PITTSBURGH (BARRASSO) 4 at Florida (Burke) 2 WG - Jagr
 Feb. 5 - Florida (McLean) 0 at PITTSBURGH (BARRASSO) 3 WG - Jagr

GOALS AND SHOTS BY PERIOD	1ST	2ND	3RD	OT	TOTAL
PITTSBURGH	6-47	9-60	4-52	---	19-159
FLORIDA	4-49	0-41	6-45	---	10-135


GOALTENDERS	GP	MP	GF	GA	ENG	SO	AVG	SHOTS	SVPCT	W-L-T
Barrasso (P)	4	237:50	12	5	1	2	1.26	104	.952	3-1-0
Skudra (P)	1	60:00	7	4	0	0	4.00	30	.867	1-0-0
PITTSBURGH TOTALS	5	12.5	19	10	1	2	2	135	0.926	4-1-0

Burke (F)	3	178:41	6	9	0	0	3.02	96	.906	1-2-0
McLean (F)	2	119:47	4	10	0	0	5.01	63	.841	0-2-0
FLORIDA TOTALS	5	12.5	10	19	0	0	3.8	159	0.881	1-4-0

POWER PLAY GOALS: PITTSBURGH (5 for 25) - Barnes (2), Jagr, Kovalev, Lang
 FLORIDA (3 for 16) - Kvasha, Parrish, Whitney

SHORT-HANDED GOALS: FLORIDA (2) - Dvorak, Kozlov

PITTSBURGH	GP	G	A	PTS	PIM	SOG	+/-	FLORIDA	GP	G	A	PTS	PIM	SOG	+/-
Jagr	5	4	4	8	25	3		Lindsay	5	3	1	4	2	11	-2
Straka	5	3	3	6	0	17	E	Dvorak	5	2	2	4	2	7	E
Hatcher	5	0	6	6	0	8	3	Mellanby	5	1	2	3	4	5	1
Kovalev	4	2	3	5	7	7	3	Svehla	5	0	3	3	2	13	1
Barnes	5	2	3	5	4	18	1	Kozlov	5	1	1	2	2	18	2
Lang	5	3	1	4	2	17	2	Warrener	2	0	2	2	2	1	-3
Miller	5	3	1	4	4	8	4	Niedermayer	5	0	2	2	2	11	-4
Slego	4	0	4	4	21	8	5	Parrish	4	1	0	1	0	7	-4
Hrdina	5	0	4	4	0	8	4	Kvasha	5	1	0	1	15	13	-3
Titov	5	0	2	2	0	8	-2	Whitney	5	1	0	1	2	8	-5
Brown	2	1	0	1	0	4	2	Ciccarelli	2	0	1	1	0	1	E
Sonnenberg	3	1	0	1	15	3	1	Garpenlov	4	0	1	1	4	3	-1
Serowik	2	0	1	1	0	5	1	Muller	5	0	1	1	0	10	-3
Barrasso	4	0	1	1	2	0	-	Bure	1	0	0	0	0	1	E
Werenska	5	0	1	1	12	4	2	Hedican	1	0	0	0	0	1	-1
Skudra	1	0	0	0	0	0	-	Gagner	2	0	0	0	0	0	E
Tamer	1	0	0	0	17	0	E	McLean	2	0	0	0	0	0	-
Wilkinson	2	0	0	0	7	1	E	Ratchuk	2	0	0	0	0	2	-1
Dollas	3	0	0	0	27	2	1	Spacek	2	0	0	0	0	3	-2
Kesa	3	0	0	0	0	0	1	Burke	3	0	0	0	0	0	-
Morozov	3	0	0	0	0	1	E	Worrell	3	0	0	0	49	1	-1
Galanov	4	0	0	0	0	2	E	Hicks	4	0	0	0	24	2	-2
Moran	4	0	0	0	15	6	1	Jovanovski	4	0	0	0	16	6	-2
Kasparaitis	5	0	0	0	6	4	1	Murphy	4	0	0	0	6	4	-3
Wright	5	0	0	0	10	3	1	Carkner	5	0	0	0	2	2	E
								Laus	5	0	0	0	32	5	-4
								Bench						2	
TOTALS	5	19	34	53	157	159		TOTALS	5	10	16	26	168	135	



**Rob
Blake**



All-Time NHL Record: 983-1145-366
1998-99 Record/Finish: 32-45-5; Fifth, Pacific Division
1999 Playoff Record: Did Not Qualify
1998-99 Top Scorer: Luc Robitaille (39-35-74)
Stanley Cup Titles: None
All-Time Los Angeles Scorer vs Pittsburgh: Marcel Dionne (50gp, 29-41-70)
All-Time Pittsburgh Scorer vs Los Angeles: Mario Lemieux (24gp, 17-37-54)
Longest Los Angeles Win Streak vs Pittsburgh: 5, Mar. 14, 1984-Nov. 16, 1985
Longest Pittsburgh Win Streak vs Los Angeles: 6, Nov. 15, 1969-Feb. 26, 1970
Longest Los Angeles Undeclared Streak vs Pittsburgh: 8, Mar. 2, 1977-Mar. 14, 1978 (4-0-4)
Longest Pittsburgh Undeclared Streak vs Los Angeles: 9, Nov. 15, 1979-Feb. 13, 1982 (4-0-5)
Last Pittsburgh Win at Home: Mar. 29, 1997 (4-1) (0-1-1 since last win)
Last Los Angeles Win at Home: Nov. 11, 1995 (3-2) (0-3-0 since last win)
Last Pittsburgh Win at Los Angeles: Jan. 16, 1999 (5-1) (0-0-0 since last win)
Last Los Angeles Win at Pittsburgh: Dec. 22, 1998 (3-0) (0-0-0 since last win)
Most Goals by Pittsburgh vs Los Angeles: 8, Mar. 26, 1969 (P, 8-4); Oct. 20, 1971 (P, 8-1)
Most Goals by Los Angeles vs Pittsburgh: 10, Jan. 21, 1987 (LA, 10-5)
Most Goals by Both Teams: 15, Jan. 21, 1987 (LA, 10-5)
Last Pittsburgh Shutout vs Los Angeles: Nov. 23, 1974 (0-0) - Gary Inness
Last Los Angeles Shutout vs Pittsburgh: Dec. 22, 1998 (3-0) - Jamie Storr
Last Pittsburgh Hat Trick vs Los Angeles: Feb. 10, 1990 - Rob Brown
Last Los Angeles Hat Trick vs Pittsburgh: Mar. 10, 1990 - Luc Robitaille
Last Pittsburgh Trade with Los Angeles: Mar. 18, 1997, Eddie Olczyk to Pittsburgh for Glen Murray
Overtime Record vs Pittsburgh: 4-3-3

Team Information

Location: 555 N. Nash St., El Segundo, CA 90245
Founded: 1967
Owners: Philip F. Anschutz and Edward P. Roski, Jr.
President: Tim Leiweke
General Manager/Vice President: Dave Taylor
Head Coach: Andy Murray
NHL Career Record (Seasons): First Season
Assistant Coaches: Dave Tippett, Mark Hardy, Ray Bennett
Media Relations Director: Mike Alteri
Trainer: Peter Demers
Arena (Capacity): STAPLES Center (18,500)
General Office Phone: (310) 535-4500
Starting Times of Games: 7:35 pm
Team Colors: Black, White, Silver and Purple
Radio: KRAL 1110 AM
Commercial TV: KCAL - Channel 9
Cable TV: Fox Sports Net West
Website: www.lakings.com

vs. Penguins

YEAR	REGULAR SEASON				GF-GA
	TOTAL	HOME	ROAD		
1967-68	4-6-0	3-2-0	1-4-0		26-33
1968-69	2-5-1	1-2-1	1-3-0		20-24
1969-70	6-2-0	4-0-0	2-2-0		20-11
1970-71	2-4-0	2-1-0	0-3-0		18-26
1971-72	4-1-1	3-0-0	1-1-1		29-19
1972-73	4-2-0	3-0-0	1-2-0		17-14
1973-74	1-4-0	1-2-0	0-2-0		6-14
1974-75	1-3-2	0-1-2	1-2-0		8-15
1975-76	5-1-0	3-0-0	2-1-0		29-16
1976-77	2-3-1	1-2-0	1-1-1		20-23
1977-78	0-3-3	0-1-2	0-2-1		15-21
1978-79	4-3-1	2-2-0	2-1-1		24-22
1979-80	1-1-2	1-1-0	0-0-2		13-12
1980-81	2-0-2	2-0-0	0-0-2		18-16
1981-82	1-1-1	1-0-1	0-1-0		15-16
1982-83	2-1-0	1-0-0	1-1-0		15-14
1983-84	1-2-0	1-1-0	0-1-0		15-16
1984-85	0-3-0	0-1-0	0-2-0		6-15
1985-86	2-1-0	2-0-0	0-1-0		16-12
1986-87	1-2-0	1-0-0	0-2-0		9-16
1987-88	1-0-2	0-0-2	1-0-0		15-13
1988-89	1-2-0	1-0-0	0-2-0		9-14
1989-90	1-2-0	1-1-0	0-1-0		13-22
1990-91	1-2-0	1-0-0	0-2-0		6-12
1991-92	0-3-0	0-2-0	0-1-0		8-14
1992-93	1-1-0	1-0-0	0-1-0		7-8
1993-94	1-1-0	1-0-0	0-1-0		7-10
1994-95				DID NOT PLAY	
1995-96	0-2-0	0-1-0	0-1-0		4-6
1996-97	2-0-0	1-0-0	1-0-0		9-4
1997-98	1-0-1	0-0-1	1-0-0		5-4
1998-99	1-1-0	0-1-0	1-0-0		5-4
TOTAL	55-62-17	38-21-9	17-41-8		427-466

1999-2000 Schedule

Thu., October 28 @ Los Angeles - 10:30

Tue., November 2 @ Pittsburgh - 8:00

1998-99	GP	W	L	T	PTS	GF	GA	PPG	SHG	PEN	PIM
PITTSBURGH	2	1	1	0	2	5	4	2-4	1	7	17
LOS ANGELES	2	1	1	0	2	4	5	1-5	0	6	15

AT PITTSBURGH (0-1-0)

AT LOS ANGELES (1-0-0)

Dec. 22 - LOS ANGELES (STORR) 3 at Pittsburgh (Skudra) 0 WG - Murray

Jan. 16 - PITTSBURGH (BARRASSO) 5 at Los Angeles (Storr) 1 WG - Jagr

GOALS AND SHOTS BY PERIOD	1ST	2ND	3RD	OT	TOTAL
PITTSBURGH	2-16	2-17	1-10	---	5-43
LOS ANGELES	0-15	3-17	1-16	---	4-48


GOALTENDERS	GP	MP	GF	GA	ENG	SO	AVG	SHOTS	SVPCT	W-L-T
Barrasso (P)	1	60:00	5	1	0	0	1.00	17	.941	1-0-0
Skudra (P)	1	59:58	0	3	0	0	3.00	31	.903	0-1-0
PITTSBURGH TOTALS	2	120:00	5	4	0	0	2.00	48	.917	1-1-0
Storr (LA)	2	120:00	4	5	0	1	2.50	43	.884	1-1-0
LOS ANGELES TOTALS	2	120:00	4	5	0	1	2.50	43	.884	1-1-0

POWER PLAY GOALS: PITTSBURGH (2 for 4) - Hatcher, Lang


LOS ANGELES (1 for 5) - Galley

SHORT-HANDED GOALS: PITTSBURGH (1) - Moran

PITTSBURGH	GP	G	A	PTS	PIM	SOG	+/-	LOS ANGELES	GP	G	A	PTS	PIM	SOG	+/-
Hatcher	2	1	0	1	0	3	E	Murray	1	1	1	2	0	3	2
Hrdina	2	1	0	1	0	1	2	Audette	2	1	0	1	0	4	-1
Jagr	2	1	0	1	0	7	E	Galley	2	1	0	1	0	1	-1
Lang	2	1	0	1	2	6	-1	Tsyplakov	2	1	0	1	0	4	1
Moran	2	1	0	1	0	2	2	Ferraro	1	0	1	1	0	0	2
Dollas	2	0	1	1	0	2	2	Perreault	1	0	1	1	0	2	-1
Galanov	2	0	1	1	0	3	-1	O'Donnell	2	0	1	1	2	1	E
Kesa	2	0	1	1	0	1	1	Duchesne	1	0	0	0	0	1	E
Kovalev	2	0	1	1	0	0	E	C. Johnson	1	0	0	0	0	2	1
Miller	2	0	1	1	0	3	-1	M. Johnson	1	0	0	0	2	0	E
Slegr	2	0	1	1	5	4	E	Lacroix	1	0	0	0	0	0	E
Titov	2	0	1	1	0	4	1	Moger	1	0	0	0	0	3	E
Barrasso	1	0	0	0	0	0	-	Blake	2	0	0	0	4	4	E
Brown	1	0	0	0	0	1	E	Bodger	2	0	0	0	0	2	E
Kasparaitis	1	0	0	0	2	0	E	Bylsma	2	0	0	0	0	1	E
Skudra	1	0	0	0	0	0	-	Jokinen	2	0	0	0	0	4	1
Sonnenberg	1	0	0	0	0	0	E	Laperriere	2	0	0	0	5	1	E
Barnes	2	0	0	0	0	1	-2	Norstrom	2	0	0	0	2	2	1
Straka	2	0	0	0	4	2	-2	Robitaille	2	0	0	0	0	5	-2
Werenka	2	0	0	0	2	2	-2	Rosa	2	0	0	0	0	3	-1
Wright	2	0	0	0	2	1	E	Storr	2	0	0	0	0	0	-
								Stumpel	2	0	0	0	0	4	-2
								Visheau	2	0	0	0	0	1	E
TOTALS	2	5	7	12	17	43		TOTALS	2	4	4	8	15	48	



*Saku
Koivu*



All-Time NHL Record: 2679-1664-793
1998-99 Record/Finish: 32-39-11; Fifth, Northeast Division
1999 Playoff Record: Did Not Qualify
1998-99 Top Scorer: Saku Koivu (14-30-44)
Stanley Cup Titles: 24 (1916,1924,1930-31, 1944, 1946, 1953, 1956-60, 1965-66, 1968-69, 1971, 1973, 1976-79, 1986 and 1993)
All-Time Montreal Scorer vs Pittsburgh: Guy Lafleur (61gp, 44-53-97)
All-Time Pittsburgh Scorer vs Montreal: Mario Lemieux (32gp, 21-29-50)
Longest Montreal Win Streak vs Pittsburgh: 10, Apr. 2, 1975-Dec. 4, 1976
Longest Pittsburgh Win Streak vs Montreal: 3, Jan. 23, 1988-Oct. 29, 1988; Nov. 28, 1998-Feb. 9, 1999
Longest Montreal Undefeated Streak vs Pittsburgh: 18, Jan. 13, 1972-Jan. 26, 1975 (15-0-3)
Longest Pittsburgh Undefeated Streak vs Montreal: 5, Nov. 27, 1996-Mar. 10, 1997 (2-0-3)
Last Pittsburgh Win at Home: Feb. 9, 1999 (3-2) (0-0-1 since last win)
Last Montreal Win at Home: Mar. 26, 1997 (8-5) (0-4-1 since last win)
Last Pittsburgh Win at Montreal: Jan. 31, 1999 (5-3) (0-0-0 since last win)
Last Montreal Win at Pittsburgh: Dec. 27, 1997, (1-0) (0-1-1 since last win)
Most Goals by Pittsburgh vs Montreal: 7, Jan. 15, 1983 (M, 8-7); Dec. 7, 1995 (P, 7-5)
Most Goals by Montreal vs Pittsburgh: 12, Feb. 22, 1979 (M, 12-0)
Most Goals by Both Teams: 15, Jan. 15, 1983 (M, 8-7)
Last Pittsburgh Shutout vs Montreal: Dec. 1, 1997 (1-0) - Tom Barrasso
Last Montreal Shutout vs Pittsburgh: Dec. 27, 1997 (1-0) - Andy Moog
Last Pittsburgh Hat Trick vs Montreal: Nov. 28, 1998 - Martin Straka
Last Montreal Hat Trick vs Pittsburgh: Mar. 18, 1989 - Mats Naslund
Last Pittsburgh Trade with Montreal: Dec. 23, 1987, Perry Ganchar to Pittsburgh for Future Considerations
Overtime Record vs Pittsburgh: 0-5-11

Team Information

Location: 1260 de La Gauchetiere Street West, Montreal, Quebec H3B 5E8
Founded: 1909
Owner: Molson Companies LTD
President: Pierre Boivin
General Manager: Rejean Houle
Head Coach: Alain Vigneault
NHL Career Record (Seasons): 101-110-35 (3)
Assistant Coaches: Clement Jodoin, Roland Melanson
Vice President of Media Relations: B. Bristet
Director of Communications: Donald Beauchamp
Assistant to Director of Communications: Dominick Saillant
Athletic Trainer: Gaetan Lefebvre
Arena (Capacity): Centre Molson (21,273)
General Office Phone: (514) 932-2582
Starting Times of Games: 7:00, Mat-1:30
Team Colors: Red, White and Blue
Radio: CKAC 730 AM (French), CJAD 800 AM (English)
Commercial TV: CBFT (2) and TQS (5)
Cable TV: RDS (33) and TSN (28)
Website: www.canadiens.com

vs. Penguins

REGULAR SEASON				
YEAR	TOTAL	HOME	ROAD	GF-GA
1967-68	0-4-0	0-2-0	0-2-0	11-16
1968-69	1-4-1	0-2-1	1-2-0	16-21
1969-70	2-4-0	2-1-0	0-3-0	15-19
1970-71	1-3-2	1-1-1	0-2-1	13-20
1971-72	1-4-1	1-1-1	0-3-0	16-25
1972-73	0-5-0	0-2-0	0-3-0	12-29
1973-74	0-4-1	0-3-0	0-1-1	10-21
1974-75	1-4-1	1-1-1	0-3-0	15-28
1975-76	0-6-0	0-3-0	0-3-0	19-35
1976-77	0-4-2	0-1-2	0-3-0	11-34
1977-78	1-5-0	1-2-0	0-3-0	19-35
1978-79	2-5-1	2-2-0	0-3-1	19-38
1979-80	1-2-1	1-0-1	0-2-0	14-22
1980-81	2-2-0	1-1-0	1-1-0	10-11
1981-82	1-2-0	1-0-0	0-2-0	9-14
1982-83	1-2-0	1-1-0	0-1-0	11-15
1983-84	0-2-1	0-0-1	0-2-0	6-11
1984-85	1-2-0	1-1-0	0-1-0	11-13
1985-86	0-2-1	0-1-0	0-1-1	10-13
1986-87	1-1-1	1-1-0	0-0-1	11-11
1987-88	2-1-0	1-0-0	1-1-0	11-8
1988-89	1-2-0	0-2-0	1-0-0	8-16
1989-90	1-2-0	1-0-0	0-2-0	4-17
1990-91	0-2-1	0-1-1	0-1-0	11-15
1991-92	1-2-0	1-0-0	0-2-0	8-9
1992-93	2-0-1	2-0-0	0-0-1	12-8
1993-94	1-3-1	1-1-0	0-2-1	7-20
1994-95	2-2-0	2-0-0	0-2-0	13-13
1995-96	1-4-0	1-2-0	0-2-0	17-23
1996-97	2-1-3	0-0-3	2-1-0	23-20
1997-98	3-2-1	1-2-0	2-0-1	14-10
1998-99	3-0-1	1-0-1	2-0-0	16-12
TOTAL	35-88-21	25-34-13	10-54-8	402-602

1999-2000 Schedule

Wed., November 10 @ Pittsburgh - 7:30

Mon., December 20 @ Montreal - 7:30

Sat., January 22 @ Montreal - 7:30

Wed., March 8 @ Pittsburgh - 7:30

1998-99	GP	W	L	T	PTS	GF	GA	PPG	SHG	PEN	PIM
PITTSBURGH	4	3	0	1	7	16	12	3-15	1	22	44
MONTREAL	4	0	3	1	1	12	16	5-20	0	17	34

AT PITTSBURGH (1-0-1)

AT MONTREAL (2-0-0)

Nov. 28 - PITTSBURGH (BARRASSO) 4 at Montreal (Theodore) 3 WG - Straka

Jan. 31 - PITTSBURGH (SKUDRA) 5 at Montreal (Hackett) 3 WG - Titov

Feb. 9 - Montreal (Chabot) 2 at PITTSBURGH (BARRASSO) 3 WG - Kovalev at 4:31 of OT

Mar. 3 - Montreal (Hackett) 4 at Pittsburgh (Barrasso) 4

Skudra replaced Barrasso at 12:59

GOALS AND SHOTS BY PERIOD	1ST	2ND	3RD	OT	TOTAL
PITTSBURGH	2-21	7-38	6-30	1-3	16-92
MONTREAL	2-41	7-44	3-33	0-5	12-123


GOALTENDERS	GP	MP	GF	GA	ENG	SO	AVG	SHOTS	SVPCT	W-L-T
Barrasso (P)	3	137:26	8	6	0	0	2.62	70	.914	2-0-0
Skudra (P)	2	111:53	8	6	0	0	3.22	53	.887	1-0-1
PITTSBURGH TOTALS	4	249:31	16	12	0	0	2.89	123	.902	3-0-1
Chabot (M)	1	64:31	2	3	0	0	2.79	32	.906	0-0-1
Theodore (M)	1	58:50	3	3	1	0	3.06	17	.824	0-1-0
Hackett (M)	2	123:27	7	9	0	0	4.37	42	.786	0-1-1
MONTREAL TOTALS	4	249:31	12	16	1	0	3.85	92	.826	0-3-1

POWER PLAY GOALS: PITTSBURGH (3 for 15) - Barnes (2), Straka
MONTREAL (5 for 20) - Malakhov (2), Brunet, Koivu, Rucinsky

SHORT-HANDED GOALS: PITTSBURGH (1) - Straka

HAT TRICKS: PITTSBURGH (1) - Straka (Nov. 28)

PITTSBURGH	GP	G	A	PTS	PIM	SOG	+/-	MONTREAL	GP	G	A	PTS	PIM	SOG	+/-
Jagr	4	4	7	11	6	18	5	Malakhov	4	2	3	5	4	14	-7
Straka	4	4	2	6	0	11	3	Poulin	4	2	2	4	0	7	2
Miller	4	3	1	4	2	7	6	Koivu	4	1	3	4	4	11	-5
Werenka	4	0	4	4	2	6	2	Recchi	4	0	4	4	0	11	-2
Kovalev	4	1	2	3	2	5	E	Corson	3	1	2	3	0	8	-3
Lang	4	1	2	3	2	6	2	Weinrich	4	0	3	3	2	7	-1
Slego	3	0	3	3	2	5	5	Stevenson	4	1	1	2	2	6	2
Barnes	4	2	0	2	0	13	-1	Zholtok	4	0	2	2	0	7	1
Titov	3	1	1	2	2	2	1	Brunet	2	1	0	1	0	2	-3
Hatcher	4	0	2	2	2	7	4	Thornton	2	1	0	1	4	2	E
Hrdina	4	0	2	2	4	2	2	Dampousse	3	1	0	1	2	4	-2
Morozov	4	0	2	2	0	4	1	Hoglund	4	1	0	1	0	7	-1
Serowik	1	0	0	0	2	0	-1	Rucinsky	4	1	0	1	2	14	-4
Wilkinson	1	0	0	0	0	1	E	Dawe	2	0	1	1	0	0	1
York	1	0	0	0	0	0	E	Brisebois	4	0	1	1	2	6	E
Brown	2	0	0	0	2	1	E	Rivet	4	0	1	1	2	3	E
Galanov	2	0	0	0	2	1	-1	Asham	1	0	0	0	0	0	E
Moran	2	0	0	0	0	1	1	Chabot	1	0	0	0	2	0	-
Skudra	2	0	0	0	0	0	-	Houde	1	0	0	0	0	0	E
Barrasso	3	0	0	0	0	0	-	Nasreddine	1	0	0	0	2	0	E
Dollas	3	0	0	0	0	0	E	Theodore	1	0	0	0	0	0	-
Sonnenberg	3	0	0	0	0	0	-1	Clark	2	0	0	0	0	0	E
Wright	3	0	0	0	4	0	E	Hackett	2	0	0	0	0	0	-
Kasparaitis	4	0	0	0	6	2	1	McCleary	2	0	0	0	0	0	E
Kesa	4	0	0	0	4	0	-1	Savage	2	0	0	0	2	6	-3
								Ulanov	3	0	0	0	2	3	E
								Quintal	4	0	0	0	2	5	-5
TOTALS	4	16	28	44	44	92		TOTALS	4	12	23	35	34	123	



**Mike
Dunham**



All-Time NHL Record: 28-47-7
1998-99 Record/Finish: 28-47-7; Fourth, Central Division
1998-99 Playoff Record: Did Not Qualify
1998-99 Top Scorer: Cliff Ronning (20-40-60)
Stanley Cup Titles: None
All-Time Nashville Scorers vs. Pittsburgh: Sergei Krivokrasov (2gp, 1-1-2), Cliff Ronning (2gp, 1-1-2) and Patrick Kjellberg (2gp, 0-2-2)
All-Time Pittsburgh Scorers vs. Nashville: Kip Miller (2gp, 1-1-2) and Jaromir Jagr (2gp, 0-2-2)
Longest Nashville Win Streak vs. Pittsburgh: None
Longest Pittsburgh Win Streak vs. Nashville: 1, Feb. 13, 1999
Longest Nashville Undefeated Streak vs. Pittsburgh: 1, March 20, 1999 (0-0-1)
Longest Pittsburgh Undefeated Streak vs. Nashville: 2, Feb. 13, 1999-Mar. 20, 1999 (1-0-1)
Last Pittsburgh Win at Home: None
Last Nashville Win at Home: None
Last Pittsburgh Win at Nashville: Feb. 13, 1999 (3-2 OT) (0-0-0 since last win)
Last Nashville Win at Pittsburgh: None
Most Goals by Pittsburgh vs. Nashville: 3, Feb. 13, 1999 (P, 3-2 OT)
Most Goals by Nashville vs. Pittsburgh: 2, Feb. 13, 1999 (P, 3-2 OT)
Most Goals by Both Teams: 5, Feb. 13, 1999 (P, 3-2 OT)
Last Pittsburgh Shutout vs. Nashville: None
Last Nashville Shutout vs. Pittsburgh: None
Last Pittsburgh Hat Trick vs. Nashville: None
Last Nashville Hat Trick vs. Pittsburgh: None
Last Pittsburgh Trade with Nashville: None
Overtime Record vs. Pittsburgh: 0-1-1

Team Information

Location: 501 Broadway, Nashville, TN 37203
Founded: 1998
Owner, Chairman and Governor: Craig Leipold
Limited Partner: Gaylord Entertainment
President, COO and Alternate Governor: Jack Diller
Executive Vice President/General Manager and Alternate Governor: David Poile
Head Coach: Barry Trotz
NHL Career Record (Seasons): 28-47-7 (1)
Associate Coaches: Paul Gardner and Brent Peterson
Manager of Media Relations/Team Services: Frank Buonomo
Communications Coordinator: Judd Hancock
Communications Assistant: Gregory Harvey
Athletic Trainer: Dan Redmond
Equipment Manager: Pete Rogers
Arena (Capacity): Gaylord Entertainment Center, (17,500)
General Office Phone: (615) 770-2300
Starting Times of Games: 7:00 pm; Sun. 1:30 pm
Team Colors: Blue, Gold, Orange, Silver and Steel
Radio: WTN 99.7 FM
Commercial TV: WNAB-TV
Cable TV: Fox Sports South
Website: www.nashvillepredators.com

vs. Penguins

REGULAR SEASON

YEAR	TOTAL	HOME	ROAD	GF-GA
1998-99	1-0-1	0-0-1	1-0-0	4-3
TOTAL	1-0-1	0-0-1	1-0-0	4-3

1999-2000 Schedule

Sat., November 13 @ Pittsburgh - 7:30

Sat., January 15 @ Nashville - 8:00

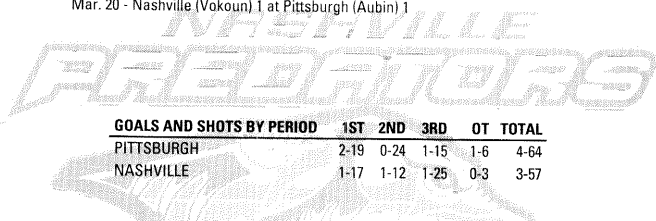
1998-99	GP	W	L	T	PTS	GF	GA	PPG	SHG	PEN	PIM
PITTSBURGH	2	1	0	1	3	4	3	1-12	0	15	33
NASHVILLE	2	0	1	1	1	4	5	0-13	0	14	31

AT PITTSBURGH (0-0-1)

AT NASHVILLE (1-0-0)

Feb. 13 - PITTSBURGH (SKUDRA) 3 at Nashville (Vokoun) 2 WG - Miller at 3:39 of OT

Mar. 20 - Nashville (Vokoun) 1 at Pittsburgh (Aubin) 1



GOALS AND SHOTS BY PERIOD	1ST	2ND	3RD	OT	TOTAL
PITTSBURGH	2-19	0-24	1-15	1-6	4-64
NASHVILLE	1-17	1-12	1-25	0-3	3-57

GOALTENDERS	GP	MP	GF	GA	ENG	SO	AVG	SHOTS	SVPCT	W-L-T
Aubin (P)	1	65:00	1	1	0	0	0.92	23	.957	0-0-1
Skudra (P)	1	63:27	3	2	0	0	1.89	34	.941	1-0-0
PITTSBURGH TOTALS	2	128:39	4	3	0	0	1.40	57	.947	1-0-1
Vokoun (N)	2	128:12	3	4	0	0	1.87	64	.938	0-1-1
NASHVILLE TOTALS	2	128:39	3	4	0	0	1.87	64	.938	0-1-1


POWER PLAY GOALS: PITTSBURGH (1 for 12) - Lang

NASHVILLE (0 for 13)

PITTSBURGH	GP	G	A	PTS	PIM	SOG	+/-	NASHVILLE	GP	G	A	PTS	PIM	SOG	+/-
Miller	2	1	1	2	0	5	2	Krivokrasov	2	1	1	2	2	10	E
Jagr	2	0	2	2	6	10	1	Ronning	2	1	1	2	2	5	E
Hrdina	2	1	0	1	4	3	E	Kjellberg	2	0	2	2	0	1	E
Kovalev	2	1	0	1	2	8	2	Boughner	2	1	0	1	6	5	2
Lang	2	1	0	1	0	2	E	Bordeleau	2	0	1	1	0	2	1
Hatcher	1	0	1	1	2	6	-1	Walker	2	0	1	1	0	6	E
Titov	2	0	1	1	2	4	E	Cote	1	0	0	0	0	0	E
Aubin	1	0	0	0	0	0	-	Heward	1	0	0	0	0	2	E
Barnaby	1	0	0	0	5	1	-1	Keczmer	1	0	0	0	0	1	E
Barnes	1	0	0	0	2	3	E	Slaney	1	0	0	0	0	1	E
Brown	1	0	0	0	0	1	E	Yachmenev	1	0	0	0	0	0	E
Butenschon	1	0	0	0	0	0	-1	Zettler	1	0	0	0	0	0	E
Dollas	1	0	0	0	0	1	E	Atcheynum	2	0	0	0	2	2	E
Galanov	1	0	0	0	2	0	E	Berehowsky	2	0	0	0	0	2	-3
Kasparaitis	1	0	0	0	0	1	E	Bouchard	2	0	0	0	4	6	E
Skudra	1	0	0	0	0	0	-	Brunette	2	0	0	0	0	0	E
Sonnenberg	1	0	0	0	0	0	E	Fitzgerald	2	0	0	0	4	8	-1
Wilkinson	1	0	0	0	2	0	-1	Johnson	2	0	0	0	4	1	2
Kesa	2	0	0	0	0	4	-1	Lambert	2	0	0	0	7	0	E
Moran	2	0	0	0	0	3	2	Mowers	2	0	0	0	0	0	E
Morozov	2	0	0	0	0	1	-1	Timonen	2	0	0	0	0	5	E
Slegr	2	0	0	0	2	6	-1	Vokoun	2	0	0	0	0	0	-
Straka	2	0	0	0	2	3	-1								
Werenka	2	0	0	0	0	1	2								
Wright	2	0	0	0	2	1	-1								
TOTALS	2	4	5	9	33	64		TOTALS	2	3	6	9	31	57	



Martin Brodeur



All-Time NHL Record: 711-996-277
1998-99 Record/Finish: 47-24-11; First, Atlantic Division
1999 Playoff Record: Lost to Pittsburgh, 4-3, Eastern Conference Quarterfinals
1998-99 Top Scorer: Petr Sykora (29-43-72)
Stanley Cup Titles: One (1995)
All-Time New Jersey Scorer vs Pittsburgh: John MacLean (69gp, 32-27-59)
All-Time Pittsburgh Scorer vs New Jersey: Mario Lemieux (60gp, 43-79-122)
Longest New Jersey Win Streak vs Pittsburgh: 5, Dec. 23, 1987-Oct. 21, 1988; Mar. 1, 1997-Jan. 7, 1998
Longest Pittsburgh Win Streak vs New Jersey: 5, Feb. 22, 1981-Mar. 21, 1982
Longest New Jersey Undefeated Streak vs Pittsburgh: 7, Dec. 23, 1987-Dec. 23, 1988 (5-0-2)
Longest Pittsburgh Undefeated Streak vs New Jersey: 6, Feb. 22, 1981-Oct. 5, 1982 (5-0-1); Jan. 6, 1986-Oct. 18, 1986 (5-0-1)
Last Pittsburgh Win at Home: Jan. 10, 1998 (4-1) (0-2-0 since last win)
Last New Jersey Win at Home: Mar. 25, 1999 (5-3) (0-0-0 since last win)
Last Pittsburgh Win at New Jersey: Oct. 14, 1998 (3-1) (0-2-0 since last win)
Last New Jersey Win at Pittsburgh: Apr. 3, 1999 (4-2) (0-0-0 since last win)
Most Goals by Pittsburgh vs New Jersey: 9, Dec. 13, 1990 (P, 9-5)
Most Goals by New Jersey vs Pittsburgh: 8, Oct. 29, 1986 (NJ, 8-6)
Most Goals by Both Teams: 14, Oct. 29, 1986 (NJ, 8-6); Dec. 31, 1988 (P, 8-6); Dec. 13, 1990 (P, 9-5)
Last Pittsburgh Shutout vs New Jersey: Nov. 21, 1992 (2-0) - Tom Barrasso
Last New Jersey Shutout vs Pittsburgh: Dec. 4, 1997 (4-0) - Martin Brodeur
Last Pittsburgh Hat Trick vs New Jersey: Jan. 10, 1998 - Stu Barnes
Last New Jersey Hat Trick vs Pittsburgh: Jan. 28, 1988 - John MacLean
Last Pittsburgh Trade with New Jersey: None
Overtime Record vs Pittsburgh: 1-2-9

Team Information

Location: 50 Rt. 120 N., E. Rutherford, NJ 07073
Founded: 1974 (Kansas City), 1976 (Colorado), 1982 (New Jersey)
Owner and Governor: John J. McMullen
President and General Manager: Lou Lamoriello
Head Coach: Robbie Ftorek
NHL Career Record (Seasons): 112-80-22 (3)
Assistant Coaches: Jacques Caron, Slava Fetisov, Larry Robinson
Media Staff: Rick Minch, Mike Levine, Kevin Dessart
Trainer: Bill Murray
Arena (Capacity): Continental Airlines Arena (19,040)
General Office Phone: (201) 935-6050
Starting Times of Games: 7:35 pm
Team Colors: Red, Black and White
Radio: WABC 770 AM
Commercial TV: None
Cable: Fox Sports New York
Website: www.newjerseydevils.com

vs. Penguins

YEAR	REGULAR SEASON			GF-GA
	TOTAL	HOME	ROAD	
1974-75	2-0-2	1-0-1	1-0-1	19-14
1975-76	2-1-1	2-0-0	0-1-1	18-10
1976-77	2-2-0	1-1-0	1-1-0	11-11
1977-78	2-1-1	1-1-0	1-0-1	14-13
1978-79	3-1-0	2-0-0	1-1-0	21-13
1979-80	2-2-0	2-0-0	0-2-0	10-15
1980-81	3-1-0	2-0-0	1-1-0	20-13
1981-82	3-0-0	2-0-0	1-0-0	17-5
1982-83	1-3-3	1-2-1	0-1-2	23-26
1983-84	4-3-0	2-1-0	2-2-0	28-27
1984-85	2-5-0	1-3-0	1-2-0	25-34
1985-86	4-2-1	2-1-0	2-1-1	28-22
1986-87	3-4-0	2-2-0	1-2-0	34-31
1987-88	1-6-0	0-3-0	1-3-0	21-38
1988-89	4-1-2	3-0-1	1-1-1	29-24
1989-90	2-4-1	1-2-0	1-2-1	22-29
1990-91	4-3-0	4-0-0	0-3-0	37-31
1991-92	2-5-0	1-2-0	1-3-0	20-31
1992-93	6-2-1	3-1-0	3-1-1	33-25
1993-94	1-2-1	1-0-1	0-2-0	10-17
1994-95	1-0-2	1-0-0	0-0-2	11-8
1995-96	2-1-1	1-1-0	1-0-1	11-9
1996-97	1-3-0	0-2-0	1-1-0	12-13
1997-98	2-2-0	1-1-0	1-1-0	8-10
1998-99	1-4-0	0-2-0	1-2-0	13-17
TOTAL	60-58-16	37-25-4	23-33-12	495-486

1999-2000 Schedule

Thu., October 7 @ New Jersey - 7:30
 Tue., December 7 @ New Jersey - 7:30
 Wed., January 5 @ Pittsburgh - 7:30
 Mon., March 13 @ Pittsburgh 7:30

1998-99	GP	W	L	T	PTS	GF	GA	PPG	SHG	PEN	PIM
PITTSBURGH	5	1	4	0	2	13	17	3-16	0	19	41
NEW JERSEY	5	4	1	0	8	17	13	3-15	0	20	43

AT PITTSBURGH (0-2-0)

AT NEW JERSEY (1-2-0)

Oct. 14 - PITTSBURGH (BARRASSO) 3 at New Jersey (Brodeur) 1 WG - Titov
 Nov 13- Pittsburgh (Barrasso) 3 at NEW JERSEY (TERRERI) 4 WG - McKay
 Mar. 9 - NEW JERSEY (BRODEUR) 3 at Pittsburgh (Skudra) 2 WG - Arnott
 Mar. 25 - Pittsburgh (Skudra) 3 at NEW JERSEY (BRODEUR) 5 WG - Sykora
 Apr. 3 - NEW JERSEY (TERRERI) 4 at Pittsburgh (Aubin) 2 WG - Niedermayer
 Skudra replaced Aubin at 40:00


GOALS AND SHOTS BY PERIOD	1ST	2ND	3RD	OT	TOTAL
PITTSBURGH	5-24	3-34	5-42	---	13-100
NEW JERSEY	8-61	3-49	6-43	---	17-153

GOALTENDERS	GP	MP	GF	GA	ENG	SO	AVG	SHOTS	SVPCT	W-L-T
Barrasso (P)	2	117:24	6	5	0	0	2.56	51	.902	1-1-0
Skudra (P)	3	135:10	6	8	1	0	3.53	69	.884	0-2-0
Aubin (P)	2	41:36	1	3	0	0	4.33	32	.906	0-1-0
PITTSBURGH TOTALS	5	300:00	13	17	1	0	3.40	153	.889	1-4-0

Terreri (NJ)	2	120:00	8	5	0	0	2.50	38	.868	2-0-0
Brodeur (NJ)	3	180:00	9	8	0	0	2.67	62	.871	2-1-0
NEW JERSEY TOTALS	5	300:00	17	13	0	0	2.60	100	.870	4-1-0

POWER PLAY GOALS: PITTSBURGH (3 for 16) - Barnaby, Brown, Titov
 NEW JERSEY (3 for 15) - Arnott (2), Sykora

PITTSBURGH	GP	G	A	PTS	PIM	SOG	+/-	NEW JERSEY	GP	G	A	PTS	PIM	SOG	+/-
Jagr	5	3	5	8	2	14	-2	Arnott	5	5	3	8	4	19	2
Titov	5	2	2	4	2	12	2	Sykora	5	2	3	5	0	12	3
Kovalev	3	1	3	4	6	3	-1	Niedermayer	4	1	3	4	2	14	5
Straka	5	1	2	3	2	6	1	McKay	4	3	0	3	4	9	1
Barnes	3	2	0	2	0	11	2	Andreychuk	4	2	1	3	0	9	E
Brown	5	1	1	2	4	4	-2	Elias	5	1	2	3	4	11	3
Hrdina	5	1	1	2	2	4	-4	Morrison	5	1	2	3	0	6	-1
Morozov	5	1	1	2	0	7	-1	Rolston	5	1	2	3	0	12	1
Lang	3	0	2	2	0	4	1	Holik	4	0	3	3	2	7	1
Werenka	5	0	2	2	0	3	1	Bombardir	4	1	1	2	2	5	3
Barnaby	2	1	0	1	2	3	-2	Carpenter	4	0	2	2	2	6	E
Hatcher	2	0	1	1	0	3	3	Sharifjanov	5	0	2	2	2	10	1
Serowik	2	0	1	1	0	2	1	Brylin	3	0	1	1	0	2	1
Miller	4	0	1	1	2	6	-3	Pandolfo	3	0	1	1	0	2	E
Andrusak	1	0	0	0	0	2	1	Stevens	4	0	1	1	4	7	2
Kasparaitis	1	0	0	0	0	0	E	Dean	5	0	1	1	2	2	1
Lebeau	1	0	0	0	0	1	-1	Sutton	1	0	0	0	0	1	E
Skrbek	1	0	0	0	0	0	1	Nemchinov	2	0	0	0	0	4	3
Tamer	1	0	0	0	0	5	0	Oliwa	2	0	0	0	0	7	0
Aubin	2	0	0	0	0	0	-	Terreri	2	0	0	0	0	0	-
Barrasso	2	0	0	0	0	0	-	Brodeur	3	0	0	0	0	0	-
Butenschon	2	0	0	0	0	1	-2	Odelein	4	0	0	0	0	3	E
Galanov	2	0	0	0	0	2	-3	Pederson	4	0	0	0	2	5	-2
Ignatjev	2	0	0	0	0	2	-2	Souray	4	0	0	0	4	5	-2
Sonnenberg	2	0	0	0	0	0	-1	Daneyko	5	0	0	0	2	2	-2
Wilkinson	2	0	0	0	2	1	1								
Skudra	3	0	0	0	0	0	-								
Slegr	3	0	0	0	8	2	-4								
Wright	3	0	0	0	0	0	-1								
Kesa	4	0	0	0	0	2	-2								
Moran	4	0	0	0	2	4	E								
Dollas	5	0	0	0	0	2	-4								
TOTALS	5	13	22	35	41	100		TOTALS	5	17	28	45	43	153	



**Kenny
Jonsson**



All-Time NHL Record: 952-887-301

1998-99 Record/Finish: 24-48-10; Fifth, Atlantic Division

1999 Playoff Record: Did Not Qualify

1998-99 Top Scorer: Zigmund Palffy (22-28-50)

Stanley Cup Titles: Four (1980, 1981, 1982 and 1983)

All-Time Islanders Scorer vs Pittsburgh: Bryan Trottier (82gp, 47-58-105)

All-Time Pittsburgh Scorer vs Islanders: Mario Lemieux (59gp, 42-74-116)

Longest Islanders Win Streak vs Pittsburgh: 6, Dec. 20, 1983 - Nov. 10, 1984

Longest Pittsburgh Win Streak vs Islanders: 4, Dec. 3, 1988 - Jan. 10, 1989; Mar. 12, 1992-Dec. 1, 1992

Longest Islanders Undefeated Streak vs Pittsburgh: 9, Feb. 1, 1986-Mar. 10, 1987 (7-0-2)

Longest Pittsburgh Undefeated Streak vs Islanders: 9, Oct. 17, 1972-Mar. 20, 1974 (6-0-3)

Last Pittsburgh Win at Home: Nov. 10, 1998 (3-2) (0-2-0 since last win)

Last Islanders Win at Home: Feb. 17, 1999 (3-1) (0-0-0 since last win)

Last Pittsburgh Win at Islanders: Oct. 10, 1998 (4-3) (0-1-0 since last win)

Last Islanders Win at Pittsburgh: Apr. 17, 1999 (7-2) (0-0-0 since last win)

Most Goals by Pittsburgh vs Islanders: 9, Dec. 13, 1972 (P, 9-1)

Most Goals by Islanders vs Pittsburgh: 11, Dec. 20, 1983 (NY, 11-3)

Most Goals by Both Teams: 15, Feb. 6, 1990 (NY, 8-7)

Last Pittsburgh Shutout vs Islanders: Nov. 3, 1992 (2-0) - Tom Barrasso

Last Islanders Shutout vs Pittsburgh: Jan. 9, 1986 (9-0) - Kelly Hrudehy

Last Pittsburgh Hat Trick vs Islanders: Dec. 29, 1997 - Ron Francis

Last Islanders Hat Trick vs Pittsburgh: Apr. 17, 1999 - Zigmund Palffy

Last Pittsburgh Trade with Islanders: Nov. 17, 1996, Darius Kasparaitis and Andreas Johansson to Pittsburgh for Bryan Smolinski

Overtime Record vs Pittsburgh: 3-2-7

Team Information

Location: Nassau Coliseum, Uniondale, New York 11553

Founded: 1972

Owner: Steve Gluckstern and Howard Milstein, Ed Milstein

President: John Sanders

General Manager: Mike Milbury

Head Coach: Butch Goring

NHL Career Record (Seasons): 44-36-13 (2)

Associate Coach: Lorne Henning

Assistant Coach: Greg Cronin

Director of Media/Public Relations: Chris Botta

Media Relations Assistant: Jason Lagnese

Head Trainer: Rich Campbell

Arena (Capacity): Nassau Veterans Memorial Coliseum (16,297)

General Office Phone: (516) 832-4200

Starting Times of Games: M-F: 7:35 pm, Sat.-Sun.: 7:05 pm

Team Colors: Orange, Blue and White

Radio: 92.7 FM WLIR

Commercial TV: None

Cable TV: Fox Sports New York

Website: www.nhl.com

vs. Penguins

REGULAR SEASON

YEAR	TOTAL	HOME	ROAD	GF-GA
1972-73	4-0-1	2-0-1	2-0-0	22-4
1973-74	2-1-2	0-0-2	2-1-0	9-8
1974-75	2-2-0	2-0-0	0-2-0	15-10
1975-76	1-2-1	1-1-0	0-1-1	15-21
1976-77	2-2-0	1-1-0	1-1-0	11-13
1977-78	1-2-1	1-0-1	0-2-0	14-15
1978-79	0-1-3	0-1-1	0-0-2	11-13
1979-80	1-0-3	0-0-2	1-0-1	10-9
1980-81	2-1-1	2-0-0	0-1-1	19-16
1981-82	2-6-0	2-2-0	0-4-0	22-40
1982-83	2-5-0	1-2-0	1-3-0	13-29
1983-84	1-6-0	0-4-0	1-2-0	26-38
1984-85	2-5-0	2-1-0	0-4-0	20-30
1985-86	1-5-1	1-2-1	0-3-0	21-38
1986-87	0-5-2	0-2-1	0-3-1	19-29
1987-88	4-2-1	2-1-1	2-1-0	32-28
1988-89	4-2-1	3-0-0	1-2-1	32-26
1989-90	3-3-1	3-1-0	0-2-1	32-35
1990-91	5-2-0	2-1-0	3-1-0	33-23
1991-92	5-1-1	2-1-1	3-0-0	39-31
1992-93	4-3-0	2-2-0	2-1-0	26-21
1993-94	2-2-0	0-2-0	2-0-0	11-14
1994-95	3-1-0	2-0-0	1-1-0	16-10
1995-96	3-1-0	1-1-0	2-0-0	19-16
1996-97	2-2-0	1-1-0	1-1-0	12-14
1997-98	2-2-0	1-1-0	1-1-0	14-11
1998-99	2-3-0	1-2-0	1-1-0	12-20
TOTAL	62-67-19	35-29-11	27-38-8	525-562

1999-2000 Schedule

Tue., December 21 @ NYI - 7:30
 Thu., December 30 @ Pittsburgh - 7:30
 Thu., February 3 @ Pittsburgh - 7:30
 Sat., February 12 @ NYI - 7:00
 Tue., March 21 @ NYI - 7:30

NEW YORK ISLANDERS

1998-99	GP	W	L	T	PTS	GF	GA	PPG	SHG	PEN	PIM
PITTSBURGH	5	2	3	0	4	12	20	3-24	0	22	47
NY ISLANDERS	5	3	2	0	6	20	12	6-19	3	28	67

AT PITTSBURGH (1-2-0)

AT NY ISLANDERS (1-1-0)

Oct. 10 - PITTSBURGH (BARRASSO) 4 at NY Islanders (Salo) 3

WG - Werenka

Nov. 10 - NY Islanders (Salo) 2 at PITTSBURGH (AUBIN) 3

WG - Straka

Jan. 21 - NY ISLANDERS (SALO) 5 at Pittsburgh (Barrasso) 2

WG - Sacco

Feb. 17 - Pittsburgh (Skudra) 1 at NY ISLANDERS (SALO) 3

WG - Lawrence

Apr. 17 - NY ISLANDERS (FLAHERTY) 7 at Pittsburgh (Barrasso) 2

WG - Lindgren

Skudra replaced Barrasso at 40:00


GOALS AND SHOTS BY PERIOD	1ST	2ND	3RD	OT	TOTAL
PITTSBURGH	8-50	2-33	2-36	---	12-119
NY ISLANDERS	5-38	7-53	8-44	---	20-135

GOALTENDERS	GP	MP	GF	GA	ENG	SO	AVG	SHOTS	SVPCT	W-L-T
Aubin (P)	1	59:54	3	2	0	0	2.00	31	.935	1-0-0
Barrasso (P)	3	157:50	7	11	1	0	4.18	66	.833	1-2-0
Skudra (P)	2	78:10	2	6	0	0	4.61	37	.838	0-1-0
PITTSBURGH TOTALS	5	300:00	12	20	1	0	4.00	135	.852	2-3-0
Flaherty (NYI)	2	60:17	7	2	0	0	2.00	29	.931	1-0-0
Salo (NYI)	4	238:13	13	10	0	0	2.52	90	.889	2-2-0
NY ISLANDERS TOTALS	5	300:00	20	12	0	0	2.40	119	.899	3-2-0

POWER PLAY GOALS: PITTSBURGH (3 for 24) - Jagr (2), Kovalev
 NY ISLANDERS (6 for 19) - Linden (3), Lindgren, Palffy, Smolinski

SHORT-HANDED GOALS: NY ISLANDERS (3) - Palffy (2), Sacco
HAT TRICKS: NY ISLANDERS (1) - Palffy (Apr. 17)

PITTSBURGH	GP	G	A	PTS	PIM	SOG	+/-	ISLANDERS	GP	G	A	PTS	PIM	SOG	+/-
Jagr	5	3	4	7	6	29	-4	Palffy	3	3	4	7	0	9	5
Straka	5	1	5	6	2	9	1	Linden	5	6	0	6	0	11	5
Werenka	5	1	3	4	4	5	E	Lapointe	5	2	4	6	2	13	5
Lang	5	2	1	3	4	8	-1	Smolinski	5	1	4	5	2	13	1
Morozov	4	2	0	2	0	6	E	Reichel	4	2	2	4	4	12	-1
Kip Miller	4	1	1	2	0	8	-3	Lawrence	3	2	1	3	2	4	1
Sieg	4	1	1	2	0	4	-3	Jonsson	3	1	2	3	2	5	-2
Barnes	4	0	2	2	2	6	-3	Berard	2	0	3	3	0	5	-2
Hrdina	5	0	2	2	2	1	-3	Czerkawski	4	1	1	2	0	9	-2
Kovalev	3	1	0	1	4	9	-4	Lindgren	1	1	0	1	0	4	2
Serowik	2	0	1	1	2	1	-1	Sacco	4	1	0	1	0	8	E
Brown	3	0	1	1	0	3	E	Chorske	1	0	1	1	2	3	1
Hatcher	5	0	1	1	2	6	-3	Lachance	4	0	1	1	4	0	4
Titov	5	0	1	1	4	5	2	Nemchinov	4	0	1	1	0	6	2
Aubin	1	0	0	0	0	0	-	Richter	4	0	1	1	4	4	E
Andrusak	1	0	0	0	0	0	-1	Harlock	5	0	1	1	4	1	2
Barnaby	1	0	0	0	2	3	E	Chebaturkin	1	0	0	0	6	1	2
Bonin	1	0	0	0	0	0	-1	Crowley	1	0	0	0	0	2	1
Lebeau	1	0	0	0	0	0	E	Dawe	1	0	0	0	0	2	E
Tamer	1	0	0	0	5	0	E	Luhning	1	0	0	0	4	0	E
Ignatjev	2	0	0	0	0	1	1	Nabakov	1	0	0	0	0	2	2
Skudra	2	0	0	0	0	0	-	Orsagh	1	0	0	0	0	0	E
Sonnenberg	2	0	0	0	0	1	E	Schultz	1	0	0	0	0	1	E
Barrasso	3	0	0	0	0	0	-	Brewer	2	0	0	0	2	2	-2
Galanov	3	0	0	0	0	1	E	Flaherty	2	0	0	0	0	0	-
Kasparaitis	3	0	0	0	4	3	1	Hough	2	0	0	0	0	0	-1
Kesa	3	0	0	0	0	2	E	Janney	2	0	0	0	0	1	E
Dollas	4	0	0	0	2	2	E	Kev. Miller	2	0	0	0	0	4	-1
Moran	4	0	0	0	0	5	-3	Odjick	2	0	0	0	19	3	E
Wright	5	0	0	0	2	1	E	Webb	2	0	0	0	0	0	E
								Chara	3	0	0	0	4	2	7
								Donato	3	0	0	0	0	3	-1
								Pilon	3	0	0	0	2	1	E
								Salo	3	0	0	0	0	0	-
								Watt	4	0	0	0	0	4	-1
								Bench						4	
TOTALS	5	12	23	35	47	119		TOTALS	5	20	26	46	67	135	



**Brian
Leetch**



- All-Time NHL Record:** 2074-2066-770
1998-99 Record/Finish: 33-38-11; Fourth, Atlantic Division
1999 Playoff Record: Did Not Qualify
1997-98 Top Scorer: Wayne Gretzky (9-53-62)
Stanley Cup Titles: Four (1928, 1933, 1940 and 1994)
All-Time Rangers Scorer vs Pittsburgh: Rod Gilbert (44gp, 18-40-58)
All-Time Pittsburgh Scorer vs Rangers: Mario Lemieux (61gp, 53-66-119)
Longest Rangers Win Streak vs Pittsburgh: 5, Nov. 18, 1973 - Nov. 24, 1974
Longest Pittsburgh Win Streak vs Rangers: 4, Nov. 14, 1989-Jan. 8, 1990; Mar. 12, 1994 - Apr. 18, 1995
Longest Rangers Undeclared Streak vs Pittsburgh: 12, Jan. 7, 1970-Oct. 30, 1971 (8-0-4)
Longest Pittsburgh Undeclared Streak vs Rangers: 6, Nov. 14, 1989-Feb. 14, 1990 (5-0-1)
Last Pittsburgh Win at Home: Nov. 22, 1997 (4-3) (0-0-3 since last win)
Last Rangers Win at Home: Feb. 19, 1999 (6-1) (0-1-1 since last win)
Last Pittsburgh Win at Rangers: Apr. 18, 1999 (2-1 OT) (0-0-0 since last win)
Last Rangers Win at Pittsburgh: Jan. 25, 1997 (7-4) (0-1-3 since last win)
Most Goals by Pittsburgh vs Rangers: 10, Apr. 9, 1993 (P, 10-4)
Most Goals by Rangers vs Pittsburgh: 11, Nov. 25, 1992 (NY, 11-3)
Most Goals by Both Teams: 14, Mar. 2, 1975 (NY, 8-6); Nov. 25, 1992 (NY, 11-3); Apr. 9, 1993 (P, 10-4)
Last Pittsburgh Shutout vs Rangers: Oct. 14, 1997 (1-0) - Tom Barrasso
Last Rangers Shutout vs Pittsburgh: Mar. 24, 1997 (3-0) - Mike Richter
Last Pittsburgh Hat Trick vs Rangers: Apr. 9, 1993 - Mario Lemieux
Last Rangers Hat Trick vs Pittsburgh: Oct. 16, 1996 - Alexei Kovalev
Last Pittsburgh Trade with Rangers: Nov. 25, 1998, Alexei Kovalev, Harry York and future considerations to Pittsburgh for Petr Nedved, Chris Tamer and Sean Pronger
Overtime Record vs Pittsburgh: 3-8-11

Team Information

Location: Madison Square Garden, 2 Penn Plaza, 14th Floor, New York, NY 10121
Founded: 1926
Owner: Cablevision Systems Corp.
Governor: David W. Checketts
President and General Manager: Neil Smith
Vice President: Francis P. Murphy
Head Coach: John Muckler
NHL Career Record (Seasons): 247-250-73 (9)
Assistant Coaches: Keith Acton, John Tortorella, Charlie Huddy
Director of Public Relations: John Rosasco
Manager of Public Relations: Jason Vogel
Athletic Trainer: Jim Ramsay
Arena (Capacity): Madison Square Garden (18,200)
General Office Phone: (212) 465-6486
Starting Times of Games: 7:30 pm
Team Colors: Red, White and Blue
Radio: WFAN 660 AM, 1WVEVD 1050 AM
Commercial TV: None
Cable: Madison Square Garden Network
Website: www.newyorkrangers.com

vs. Penguins

YEAR	REGULAR SEASON			GF-GA
	TOTAL	HOME	ROAD	
1967-68	0-3-1	0-1-1	0-2-0	7-15
1968-69	1-5-0	1-2-0	0-3-0	16-27
1969-70	1-4-1	0-3-0	1-1-1	7-18
1970-71	0-5-1	0-3-0	0-2-1	7-24
1971-72	1-3-2	1-1-1	0-2-1	12-22
1972-73	2-3-0	1-1-0	1-2-0	16-24
1973-74	1-4-0	0-3-0	1-1-0	12-25
1974-75	2-2-0	1-1-0	1-1-0	22-20
1975-76	3-1-0	2-0-1	1-1-0	23-12
1976-77	2-1-1	0-1-1	2-0-0	12-8
1977-78	2-0-2	1-0-1	1-0-1	16-12
1978-79	2-2-0	1-1-0	1-1-0	15-7
1979-80	2-2-0	1-1-0	1-1-0	15-14
1980-81	2-1-1	1-1-0	1-0-1	17-14
1981-82	3-4-1	1-2-1	2-2-0	32-35
1982-83	1-5-1	1-2-1	0-3-0	19-34
1983-84	2-5-0	1-2-0	1-3-0	25-35
1984-85	3-4-0	2-2-0	1-2-0	29-34
1985-86	4-2-1	1-1-1	3-1-0	28-24
1986-87	2-3-2	1-2-1	1-1-1	23-26
1987-88	3-2-2	2-0-1	1-2-1	29-27
1988-89	3-3-1	2-1-1	1-2-0	32-32
1989-90	5-1-1	2-0-1	3-1-0	34-23
1990-91	4-3-0	2-2-0	2-1-0	32-28
1991-92	2-5-0	1-2-0	1-3-0	25-32
1992-93	5-2-0	2-1-0	3-1-0	31-24
1993-94	2-2-0	2-0-0	0-2-0	15-13
1994-95	3-0-0	2-0-0	1-0-0	13-10
1995-96	2-2-0	1-1-0	1-1-0	19-18
1996-97	0-4-0	0-2-0	0-2-0	8-26
1997-98	2-1-1	1-0-1	1-1-0	8-8
1998-99	1-1-3	0-0-2	1-1-1	10-14
TOTAL	68-85-22	34-39-14	34-46-8	609-685

1999-2000 Schedule

Thu., October 14 @ NYR - 7:30
 Tue., January 25 @ Pittsburgh 7:30
 Tue., February 22 @ NYR - 7:30
 Sat., March 11 @ Pittsburgh - 7:30

NEW YORK RANGERS

1998-99	GP	W	L	T	PTS	GF	GA	PPG	SHG	PEN	PIM
PITTSBURGH	5	1	1	3	5	10	14	2-22	0	16	32
NY RANGERS	5	1	1	3	5	14	10	6-15	1	23	46

AT PITTSBURGH (0-0-2)

AT NY RANGERS (1-1-1)

Oct. 17 - NY Rangers (Richter) 3 at Pittsburgh (Barrasso) 3

Nov. 27 - NY Rangers (Richter) 2 at Pittsburgh (Barrasso) 2

Feb. 19 - Pittsburgh (Barrasso) 1 at NY RANGERS (CLOUTIER) 6 WG - Stevens

Mar. 21 - NY Rangers (Aubin) 2 at NY Rangers (Richter) 2

Apr. 18 - PITTSBURGH (BARRASSO) 2 at NY Rangers (Richter) 1 WG - Jagr at 1:22 of OT


GOALS AND SHOTS BY PERIOD	1ST	2ND	3RD	OT	TOTAL
PITTSBURGH	0-44	6-46	3-51	1-8	10-149
NY RANGERS	4-45	7-38	3-42	0-4	14-129

GOALTENDERS	GP	MP	GF	GA	ENG	SO	AVG	SHOTS	SVPCT	W-L-T
Aubin (P)	1	64:48	2	2	0	0	1.85	24	.917	0-0-1
Skudra (P)	1	53:54	3	2	0	0	2.23	19	.895	0-0-1
Barrasso (P)	4	196:31	5	10	0	0	3.05	86	.884	1-1-1
PITTSBURGH TOTALS	5	316:22	10	14	0	0	2.66	129	.891	1-1-3
Cloutier (NYR)	1	60:00	6	1	0	0	1.00	33	.970	1-0-0
Richter (NYR)	4	256:11	8	9	0	0	2.11	116	.922	0-1-3
NY RANGERS TOTALS	5	316:22	14	10	0	0	1.90	149	.933	1-1-3

POWER PLAY GOALS: PITTSBURGH (2 for 22) - Hatcher, Titov
 NY RANGERS (6 for 15) - Harvey, Gretzky, Leetch, MacLean, Nedved, Stevens

SHORT-HANDED GOALS: NY RANGERS (1) - Nedved

PITTSBURGH	GP	G	A	PTS	PIM	SOG	+/-	RANGERS	GP	G	A	PTS	PIM	SOG	+/-
Jagr	5	1	5	6	6	25	3	Leetch	5	2	3	5	0	8	E
Lang	5	2	2	4	0	14	E	Gretzky	4	1	4	5	0	7	1
Kovalev	4	1	3	4	4	14	E	Stevens	5	3	1	4	2	12	4
Hatcher	4	2	1	3	0	11	E	Nedved	3	2	2	4	2	8	E
Morozov	5	1	2	3	2	8	E	MacLean	5	1	3	4	0	17	4
Titov	3	1	1	2	0	6	-2	Savard	4	0	4	4	0	7	1
Dollas	4	1	1	2	2	1	4	Harvey	2	2	1	3	4	4	E
Lebeau	1	1	0	1	0	2	1	Schneider	5	0	3	3	4	15	-4
Miller	3	0	1	1	2	1	1	Graves	5	1	1	2	4	16	-1
Hrdina	5	0	1	1	2	8	E	Sundstrom	5	0	2	2	0	3	-3
Straka	5	0	1	1	0	15	E	Brennan	3	1	0	1	2	2	3
Andrusak	1	0	0	0	0	1	2	Samuelsson	4	1	0	1	2	2	2
Aubin	1	0	0	0	0	0	-	Fraser	2	0	1	1	4	2	E
Bonin	1	0	0	0	0	2	E	Cloutier	1	0	0	0	0	0	-
Ignatjev	1	0	0	0	2	2	E	Kovalev	1	0	0	0	4	2	-1
Skudra	1	0	0	0	0	0	-	Mertzig	1	0	0	0	0	2	E
Tamer	1	0	0	0	0	1	-1	Neckar	1	0	0	0	2	0	2
Wilkinson	1	0	0	0	0	1	-1	Pronger	1	0	0	0	0	0	-1
York	1	0	0	0	0	0	E	Whitehall	1	0	0	0	0	0	E
Barnaby	2	0	0	0	0	3	-1	Baukeboom	2	0	0	0	0	0	E
Butenschon	2	0	0	0	0	1	-1	Langdon	2	0	0	0	2	3	E
Galanov	2	0	0	0	0	2	-2	Ndur	2	0	0	0	0	3	E
Kasparaitis	2	0	0	0	2	1	-2	Tikkanen	2	0	0	0	0	0	-1
Serowik	2	0	0	0	0	3	2	Lacroix	3	0	0	0	0	0	E
Sonnenberg	2	0	0	0	0	1	E	Fedyk	4	0	0	0	2	0	-1
Barnes	3	0	0	0	0	5	-3	Popovic	4	0	0	0	2	4	-1
Kesa	3	0	0	0	0	0	E	Richter	4	0	0	0	0	0	-
Barrasso	4	0	0	0	0	0	-	Tamer	4	0	0	0	2	4	-1
Brown	4	0	0	0	0	8	-1	Knuble	5	0	0	0	4	4	-2
Moran	4	0	0	0	0	2	-1	Malhotra	5	0	0	0	2	4	-2
Slegr	4	0	0	0	6	3		Bench					2		
Werenka	5	0	0	0	2	2	-1								
Wright	5	0	0	0	2	3	E								
TOTALS	5	10	18	28	32	149		TOTALS	5	14	25	39	46	129	



**Daniel
Alfredsson**



All-Time NHL Record: 160-316-68

1998-99 Record/Finish: 44-23-15; First, Northeast Division

1999 Playoff Record: Lost to Buffalo, 4-0, Eastern Conference Quarterfinals

1998-99 Top Scorer: Alexei Yashin (44-50-94)

Stanley Cup Titles: None

All-Time Ottawa Scorer vs Pittsburgh: Alexei Yashin (28gp, 5-12-17)

All-Time Pittsburgh Scorer vs Ottawa: Jaromir Jagr (30gp, 22-24-46)

Longest Ottawa Win Streak vs Pittsburgh: 1, Feb. 25, 1993; Oct. 11, 1996; Apr. 9, 1997; Mar. 30, 1999

Longest Pittsburgh Win Streak vs Ottawa: 14, Jan. 3, 1994-Apr. 11, 1996

Longest Ottawa Undefeated Streak vs Pittsburgh: 4, Jan. 20, 1998-Apr. 9, 1998 (1-0-3)

Longest Pittsburgh Undefeated Streak vs Ottawa: 15, Nov. 27, 1994-Apr. 11, 1996 (14-0-1)

Last Pittsburgh Win at Home: Dec. 26, 1998 (2-1 OT) (0-1-0 since last win)

Last Ottawa Win at Home: Apr. 9, 1998 (4-1) (0-1-1 since last win)

Last Pittsburgh Win at Ottawa: Nov. 5, 1998 (4-2) (0-0-1 since last win)

Last Ottawa Win at Pittsburgh: Mar. 30, 1999 (6-4) (0-0-0 since last win)

Most Goals by Pittsburgh vs Ottawa: 7, Oct. 27, 1992 (P, 7-2); Nov. 8, 1995 (P, 7-1); Nov. 28, 1995 (P, 7-2); Nov. 2, 1996 (P, 7-3)

Most Goals by Ottawa vs Pittsburgh: 6, Mar. 30, 1999 (O, 6-4)

Most Goals by Both Teams: 10, Mar. 30, 1993 (P, 6-4); Nov. 2, 1996 (P, 7-3); Mar. 30, 1999 (O, 6-4)

Last Pittsburgh Shutout vs Ottawa: Jan. 20, 1998 (0-0) -Tom Barrasso

Last Ottawa Shutout vs Pittsburgh: Jan. 20, 1998 (0-0) - Damien Rhodes

Last Pittsburgh Hat Trick vs Ottawa: Nov. 2, 1996 - Jaromir Jagr

Last Ottawa Hat Trick vs Pittsburgh: Mar. 30, 1999 - Sami Salo

Last Pittsburgh Trade with Ottawa: Mar. 1, 1996, Dave McLlwain to Pittsburgh for eighth round choice in 1996

Overtime Record vs Pittsburgh: 0-1-6

Team Information

Location: Corel Center, 1000 Promenade Palladium Dr., Kanata, Ontario K2V 1A4

Founded: 1990

Owner/Governor: Rod Bryden

President: Roy Mlakar

General Manager: Marshall Johnston

Head Coach: Jacques Martin

NHL Career Record (Seasons): 185-187-72 (6)

Assistant Coaches: Perry Pearn, Mike Murphy, Andra Savard

Vice President, Communications: Phil Legault

Director, Media Relations: Morgan Quarry

Manager, Media Relations: Steve Keogh

Head Athletic Trainer: Kevin Wvagner

Arena (Capacity): Corel Centre (18,500)

General Office Phone: (613) 599-0250

Starting Times of Games: 7:00 pm; 7:30 pm; 2:00 pm

Team Colors: Red, Gold and Black

Radio: CSR 1200 (English), CJRC (French)

Commercial TV: New RO

Cable TV: CTV Sportsnet

Website: www.ottawasenators.com

vs. Penguins

REGULAR SEASON

YEAR	TOTAL	HOME	ROAD	GF-GA
1992-93	3-1-0	2-0-0	1-1-0	20-9
1993-94	4-0-1	2-0-1	2-0-0	19-6
1994-95	4-0-0	2-0-0	2-0-0	18-12
1995-96	6-0-0	3-0-0	3-0-0	32-11
1996-97	4-1-1	3-0-0	1-1-1	24-15
1997-98	1-1-3	0-0-2	1-1-1	6-7
1998-99	2-1-1	1-1-0	1-0-1	13-12
TOTAL	24-4-6	13-1-3	11-3-3	132-72

1999-2000 Schedule
 Thu., November 4 @ Ottawa - 7:30
 Fri., November 26 @ Pittsburgh - 7:30
 Mon., February 28 @ Pittsburgh - 7:30
 Thu., March 9 @ Ottawa - 7:00

1998-99	GP	W	L	T	PTS	GF	GA	PPG	SHG	PEN	PIM
PITTSBURGH	4	2	1	1	5	13	12	3-13	0	14	28
OTTAWA	4	1	2	1	3	12	13	1-13	1	14	28

AT PITTSBURGH (1-1-0)
 AT OTTAWA (1-0-1)


Nov. 5 - PITTSBURGH (AUBIN) 4 at Ottawa (Rhodes) 2 WG - Hrdina
 Dec. 26 - Ottawa (Tugnutt) 1 at PITTSBURGH (SKUDRA) 2 WG - Jagr at 1:18
 Mar. 30 - OTTAWA (RHODES) 6 at Pittsburgh (Skudra) 4 WG - Arvedson
 Apr. 1 - PITTSBURGH (AUBIN) 3 at Ottawa (Tugnutt) 3

GOALS AND SHOTS BY PERIOD	1ST	2ND	3RD	OT	TOTAL
PITTSBURGH	3-22	2-32	7-27	1-4	13-85
OTTAWA	5-35	5-36	2-41	0-6	12-118

GOALTENDERS	GP	MP	GF	GA	ENG	SO	AVG	SHOTS	SVPCT	W-L-T
Aubin (P)	2	124:42	7	5	0	0	2.41	60	.917	1-0-1
Skudra (P)	2	120:08	6	6	1	0	3.00	57	.895	1-1-0
PITTSBURGH TOTALS	4	246:18	13	12	1	0	2.92	118	.898	2-1-1
Tugnutt (O)	2	126:18	4	5	0	0	2.38	38	.868	0-1-1
Rhodes (O)	2	120:00	8	8	0	0	4.00	47	.830	1-1-0
OTTAWA TOTALS	4	246:18	12	13	0	0	3.17	85	.847	1-2-1

POWER PLAY GOALS: PITTSBURGH (3 for 13) - Brown (2), Jagr
 OTTAWA (1 for 13) - Phillips
SHORT-HANDED GOALS: OTTAWA (1) - Arvedson
HAT TRICKS: OTTAWA (1) - Salo (Mar. 30)

PITTSBURGH	GP	G	A	PTS	PIM	SOG	+/-	OTTAWA	GP	G	A	PTS	PIM	SOG	+/-
Jagr	4	5	4	9	2	12	2	Salo	3	3	1	4	0	11	3
Straka	4	1	4	5	2	3	1	Prospal	4	2	2	4	0	7	2
Hrdina	4	1	2	3	0	4	-1	Arvedson	4	2	1	3	4	10	E
Miller	4	1	2	3	0	4	-2	Hossa	3	0	3	3	2	5	E
Morozov	3	0	3	3	0	5	3	Bonk	4	2	0	2	2	9	E
Brown	3	2	0	2	0	11	-3	Donato	2	1	1	2	2	2	2
Titov	3	0	2	2	6	7	2	Alfredsson	4	0	2	2	0	10	1
Slego	4	0	2	2	2	4	E	Johansson	2	1	0	1	0	3	E
Lang	2	1	0	1	0	1	1	Phillips	2	1	0	1	2	2	-4
Moran	3	1	0	1	0	5	E	Dackell	3	0	1	1	0	2	E
Werenka	4	1	0	1	4	8	1	Gardiner	3	0	1	1	0	3	1
Barnaby	2	0	1	1	0	3	-4	Laukkanen	3	0	1	1	2	3	4
Hatcher	2	0	1	1	0	3	2	Redden	3	0	1	1	0	4	-2
Kesa	3	0	1	1	0	1	-3	Traverse	3	0	1	1	4	2	2
Dollas	4	0	1	1	0	2	-2	Van Allen	4	0	1	1	0	1	-1
Ignatjev	1	0	0	0	0	0	1	York	4	0	1	1	2	9	-1
Kasparaitis	1	0	0	0	2	0	E	Crowe	1	0	0	0	0	0	E
Savoia	1	0	0	0	0	0	-1	Martins	1	0	0	0	2	1	E
Aubin	2	0	0	0	0	0	-	Murray	1	0	0	0	0	1	E
Barnes	2	0	0	0	0	2	1	Oliver	1	0	0	0	0	1	-1
Butenschon	2	0	0	0	2	1	-3	Rhodes	2	0	0	0	0	0	-
Galanov	2	0	0	0	2	2	1	Tugnutt	2	0	0	0	0	0	-
Serowik	2	0	0	0	0	1	1	Berg	3	0	0	0	0	5	1
Skrbek	2	0	0	0	2	0	1	Kravchuk	3	0	0	0	2	4	-3
Skudra	2	0	0	0	0	0	-	Pitlick	3	0	0	0	2	1	2
Sonnenberg	2	0	0	0	0	0	-1	McEachern	4	0	0	0	2	12	-1
Kovalev	3	0	0	0	4	5	-2	Yashin	4	0	0	0	0	10	-1
Wright	3	0	0	0	0	1	-1								
TOTALS	4	13	23	36	28	85		TOTALS	4	12	17	29	28	118	



Eric Lindros



All-Time NHL Record: 1253-873-396
1998-99 Record/Finish: 37-26-19; Second, Atlantic Division
1999 Playoff Record: Lost to Toronto, 4-2, Eastern Conference Quarterfinals
1998-99 Top Scorer: Eric Lindros (40-53-93)
Stanley Cup Titles: Two (1974 and 1975)
All-Time Philadelphia Scorer vs Pittsburgh: Bobby Clarke (76gp, 44-64-108)
All-Time Pittsburgh Scorer vs Philadelphia: Mario Lemieux (59gp, 47-57-104)
Longest Philadelphia Win Streak vs Pittsburgh: 11, Dec. 12, 1982-Mar. 28, 1984
Longest Pittsburgh Win Streak vs Philadelphia: 4, Jan. 18, 1970-Apr. 1, 1970; Oct. 10, 1991-Nov. 30, 1991; Dec. 15, 1992-Jan. 30, 1993
Longest Philadelphia Undefeated Streak vs Pittsburgh: 13, Oct. 28, 1982-Mar. 28, 1984 (12-0-1)
Longest Pittsburgh Undefeated Streak vs Philadelphia: 14, Mar. 26, 1991-Jan. 30, 1993 (10-0-4)
Last Pittsburgh Win at Home: Mar. 13, 1999 (4-0) (0-0-0 since last win)
Last Philadelphia Win at Home: Apr. 8, 1999 (3-1) (0-0-0 since last win)
Last Pittsburgh Win at Philadelphia: Feb. 13, 1994 (3-0) (0-10-0 since last win)
Last Philadelphia Win at Pittsburgh: Nov. 17, 1998 (4-1) (0-1-0 since last win)
Most Goals by Pittsburgh vs Philadelphia: 11, Nov. 16, 1993 (Pit, 11-5)
Most Goals by Philadelphia vs Pittsburgh: 13, Mar. 22, 1984 (Phi., 13-4)
Most Goals by Both Teams: 17, Mar. 22, 1984 (Phi., 13-4)
Last Pittsburgh Shutout vs Philadelphia: Mar. 13, 1999 (4-0) - Peter Skudra
Last Philadelphia Shutout vs Pittsburgh: Dec. 4, 1982 (0-0) - Pelle Lindbergh
Last Pittsburgh Hat Trick vs Philadelphia: Jan. 27, 1996 - Mario Lemieux
Last Philadelphia Hat Trick vs Pittsburgh: Nov. 21, 1996 - Dale Hawerchuk
Last Pittsburgh Trade with Philadelphia: Feb. 19, 1992, Rick Tocchet, Kjell Samuelsson, Ken Wregget and a Conditional Draft Choice to Pittsburgh for Mark Recchi, Brian Benning and a First Round Draft Choice
Overtime Record vs Pittsburgh: 5-3-9

Team Information

Location: 3601 Broad St., Philadelphia, PA 19148
Founded: 1967
Owner/Chairman: Comcast-Spectacor
Governor: Ed Snider
President and General Manager: Bob Clarke
Chief Operating Officer: Ron Ryan
Head Coach: Roger Nielson
NHL Career Record (Seasons): 414-355-147 (14)
Assistant Coaches: Wayne Cashman and Craig Ramsay
Director of Public Relations: Zach Hill
Athletic Trainer: John Worley
Arena (Capacity): First Union Center (19,519)
General Office Phone: (215) 465-4500
Starting Times of Games: Week Nights: 7:30 pm, Matinees: 1:00 pm, Sunday Nights: 7:00 pm
Team Colors: Black, White and Orange
Radio: WIP 610 AM
Commercial TV: UPN 57 WPSG-TV
Cable: Comcast SportNet
Website: www.philadelphiaflyers.com

vs. Penguins

REGULAR SEASON

YEAR	TOTAL	HOME	ROAD	GF-GA
1967-68	4-3-3	2-0-3	2-3-0	20-12
1968-69	1-4-3	1-1-2	0-3-1	13-26
1969-70	5-1-2	3-0-1	2-1-1	27-21
1970-71	1-3-2	1-0-2	0-3-0	13-15
1971-72	3-2-1	3-0-0	0-2-1	17-20
1972-73	2-4-0	2-1-0	0-3-0	20-24
1973-74	2-3-0	1-1-0	1-2-0	15-22
1974-75	1-3-0	1-1-0	0-2-0	11-18
1975-76	0-3-1	0-1-1	0-2-0	13-22
1976-77	1-3-0	1-1-0	0-2-0	3-12
1977-78	0-3-1	0-2-0	0-1-1	7-26
1978-79	1-3-0	1-1-0	0-2-0	6-10
1979-80	0-3-1	0-2-0	0-1-1	9-15
1980-81	0-4-0	0-2-0	0-2-0	10-22
1981-82	2-5-1	2-1-1	0-4-0	30-38
1982-83	1-5-1	1-1-1	0-4-0	16-34
1983-84	0-7-0	0-4-0	0-3-0	21-46
1984-85	2-5-0	2-1-0	0-4-0	19-34
1985-86	0-6-1	0-3-1	0-3-0	16-29
1986-87	1-4-2	1-1-1	0-3-1	22-28
1987-88	2-5-0	2-2-0	0-3-0	24-23
1988-89	4-3-0	2-1-0	2-2-0	28-25
1989-90	3-4-0	2-2-0	1-2-0	24-29
1990-91	2-4-1	0-2-1	2-2-0	24-26
1991-92	5-0-2	3-0-1	2-0-1	36-19
1992-93	5-1-1	3-0-1	2-1-0	35-19
1993-94	2-1-1	1-0-1	1-1-0	21-13
1994-95	1-2-0	1-0-0	0-2-0	8-12
1995-96	2-2-0	2-0-0	0-2-0	20-18
1996-97	1-3-0	1-1-0	0-2-0	9-20
1997-98	2-2-0	2-0-0	0-2-0	14-14
1998-99	1-3-1	1-1-1	0-2-0	11-13
TOTAL	57-104-25	42-33-18	15-71-7	562-705

1999-2000 Schedule

Sat., January 8 @ Philadelphia - 8:00
 Sun., January 23 @ Pittsburgh 8:00
 Thu., February 24 @ Philadelphia - 7:30
 Sun., March 26 @ Philadelphia - 1:00
 Sat., April 1 @ Pittsburgh - 1:00

1998-99	GP	W	L	T	PTS	GF	GA	PPG	SHG	PEN	PIM
PITTSBURGH	5	1	3	1	3	11	13	4-25	0	29	61
PHILADELPHIA	5	3	1	1	7	13	11	5-24	0	30	63

AT PITTSBURGH (1-1-1)

AT PHILADELPHIA (0-2-0)

Nov. 3 - Philadelphia (Philadelphia (Vanbiesbrouck) 4 at Pittsburgh (Skudra) 4

Aubin replaced Skudra at 55:53

Nov. 17 - PHILADELPHIA (VANBIESBROUCK) 4 at Pittsburgh (Barrasso) 1 WG - Brind'Amour

Feb. 21 - Pittsburgh (Barrasso) 1 at PHILADELPHIA (HEXTALL) 2 WG - Langkow

Mar. 13 - Philadelphia (Hextall) 0 at PITTSBURGH (SKUDRA) 4 WG - Straka

Apr. 8 - Pittsburgh (Skudra) 1 at PHILADELPHIA (VANBIESBROUCK) 3 WG - Leclair


GOALS AND SHOTS BY PERIOD

	1ST	2ND	3RD	OT	TOTAL
PITTSBURGH	4-40	4-38	3-23	0-2	11-103
PHILADELPHIA	5-46	5-43	3-37	0-1	13-127


GOALTENDERS	GP	MP	GF	GA	ENG	SO	AVG	SHOTS	SVCPCT	W-L-T
Skudra (PIT)	3	175:08	9	7	0	1	2.40	80	.913	1-1-1
Barrasso (PIT)	2	115:55	2	5	0	0	2.59	45	.889	0-2-0
Aubin (PIT)	1	12:09	0	1	0	0	4.94	2	.500	0-0-0
PITTSBURGH TOTALS	5	305:00	11	13	0	1	2.56	127	.898	1-3-1
Vanbiesbrouck (PHI)	3	184:51	11	6	0	0	1.95	65	.908	2-0-1
Hextall (PHI)	2	120:00	2	5	0	0	2.50	38	.868	1-1-0
PHILADELPHIA TOTALS	5	305:00	13	11	0	0	2.16	103	.893	3-1-1

POWER PLAY GOALS: PITTSBURGH (4 for 25) - Brown, (2), Galanov, Straka
 PHILADELPHIA (5 for 24) - Brind'Amour, Desjardins, Langkow, Leclair, Therien

PITTSBURGH	GP	G	A	PTS	PIM	SOG	+/-	PHILADELPHIA	GP	G	A	PTS	PIM	SOG	+/-
Straka	5	3	3	6	2	8	2	Brind'Amour	5	3	3	6	2	9	E
Jagr	4	2	4	6	2	22	2	Lindros	4	2	4	6	8	16	3
Lang	4	2	1	3	0	5	-1	Leclair	4	2	3	5	0	7	4
Galanov	3	2	0	2	0	8	E	Desjardins	4	1	2	3	0	12	E
Brown	5	2	0	2	4	5	E	Maneluk	1	1	1	2	0	2	E
Titov	4	0	2	2	2	5	-2	Recchi	2	1	0	1	2	6	-1
Hrdina	5	0	2	2	2	3	E	Langkow	3	1	0	1	0	7	-1
Barnaby	2	0	1	1	6	2	1	Jones	4	1	0	1	6	3	2
Serowik	2	0	1	1	0	3	E	Therien	5	1	0	1	8	5	-2
Moran	3	0	1	1	2	2	E	Bast	1	0	1	1	0	1	1
Slegr	3	0	1	1	4	7	E	Delmore	1	0	1	1	0	1	-1
Miller	5	0	1	1	0	8	E	Duchesne	1	0	1	1	0	1	1
Werenka	5	0	1	1	4	5	1	McCarthy	1	0	1	1	0	2	1
Andrusak	1	0	0	0	0	0	E	Svoboda	1	0	1	1	0	0	1
Bonin	1	0	0	0	0	0	E	Burt	2	0	1	1	2	3	1
Ignatjev	1	0	0	0	0	0	-1	Gratton	2	0	1	1	0	3	-1
Aubin	2	0	0	0	0	0	-	Forbes	2	0	1	1	6	4	-2
Barrasso	2	0	0	0	2	0	-	Zelepukin	4	0	1	1	2	8	E
Butenschon	2	0	0	0	2	1	-1	McGillis	5	0	1	1	9	10	2
Sonnenberg	2	0	0	0	0	1	E	Andersson	1	0	0	0	0	0	E
Tamer	2	0	0	0	0	0	E	Babych	1	0	0	0	2	2	1
Barnes	3	0	0	0	2	6	-2	Berube	1	0	0	0	2	1	E
Kasparaitis	3	0	0	0	10	1	1	Daigle	1	0	0	0	0	0	E
Kovalev	3	0	0	0	0	4	-1	Grieg	1	0	0	0	0	0	E
Skudra	3	0	0	0	0	0	-	Kovalenko	1	0	0	0	0	0	E
Hatcher	4	0	0	0	4	6	-3	Podem	1	0	0	0	0	2	E
Morozov	4	0	0	0	2	1	-2	Hextall	2	0	0	0	0	0	-
Wright	4	0	0	0	5	0	E	Sillinger	2	0	0	0	0	2	-2
Dollas	5	0	0	0	4	0	2	Tertyshny	2	0	0	0	4	2	E
Kesa	5	0	0	0	0	0	-1	Vopat	2	0	0	0	2	1	E
Bench					2			Dykhuys	3	0	0	0	0	2	E
								Renberg	3	0	0	0	4	5	E
								Vanbiesbrouck	3	0	0	0	0	0	-
								Zubrus	3	0	0	0	0	1	E
								Hull	4	0	0	0	0	3	-1
								Richardson	4	0	0	0	2	3	-1
								Bureau	5	0	0	0	0	3	E
								Bench					2		
TOTALS	5	11	18	29	61	103		TOTALS	5	13	23	36	63	127	



**Keith
Tkachuk**



All-Time NHL Record: 618-763-203
1998-99 Record/Finish: 39-31-12; Second, Pacific Division
1998 Playoff Record: Lost to St. Louis, 4-3, Western Conference Quarterfinals
1998-99 Top Scorer: Jeremy Roenick (24-48-72)
Stanley Cup Titles: None
All-Time Winnipeg/Phoenix Scorer vs Pittsburgh:
 Dale Hawerchuk (27gp, 18-13-31)
All-Time Pittsburgh Scorer vs Winnipeg/Phoenix:
 Mario Lemieux (23gp, 19-32-51)
Longest Winnipeg/Phoenix Win Streak vs Pittsburgh: 3, Mar. 9, 1986-Jan. 14, 1987
Longest Pittsburgh Win Streak vs Winnipeg/Phoenix: 9, Oct. 10, 1979-Dec. 2, 1981
Longest Winnipeg/Phoenix Undeclared Streak vs Pittsburgh: 3, Mar. 9, 1986-Jan. 14, 1987 (3-0-0); Mar. 12, 1997-Apr. 7, 1998 (1-0-2)
Longest Pittsburgh Undeclared Streak vs Winnipeg/Phoenix: 9, Oct. 10, 1979-Dec. 2, 1981 (9-0-0)
Last Pittsburgh Win at Home: Feb. 22, 1999 (4-1) (0-0-0 since last win)
Last Phoenix Win at Home: Jan. 13, 1999 (5-3) (0-0-0 since last win)
Last Pittsburgh Win at Winnipeg/Phoenix: Feb. 16, 1996 (1-0) (0-1-2)
Last Phoenix Win at Pittsburgh: Apr. 7, 1998 (2-1) (0-1-0 since last win)
Most Goals by Pittsburgh vs Winnipeg/Phoenix: 9, Dec. 18, 1990 (P, 9-2); Mar. 5, 1996 (P, 9-4)
Most Goals by Winnipeg/Phoenix vs Pittsburgh: 7, Jan. 21, 1985 (W, 7-6); Jan. 20, 1989 (W, 7-3)
Most Goals by Both Teams: 13, Jan. 21, 1985 (W, 7-6); Mar. 5, 1996 (P, 9-4)
Last Pittsburgh Shutout vs Winnipeg/Phoenix: Feb. 16, 1996 (1-0) - Tom Barrasso
Last Winnipeg/Phoenix Shutout vs Pittsburgh: Jan. 28, 1992 (4-0) - Bob Essensa
Last Pittsburgh Hat Trick vs Winnipeg/Phoenix: Mar. 5, 1996 - Petr Nedved (4)
Last Winnipeg/Phoenix Hat Trick vs Pittsburgh: Jan. 21, 1985 - Dale Hawerchuk
Last Pittsburgh Trade with Winnipeg/Phoenix: Dec. 28, 1995, Neil Wilkinson to Pittsburgh for Norm Maciver
Overtime Record vs Pittsburgh: 3-1-3

Team Information

Location: 9375 E. Bell Rd., Scottsdale, AZ 85260
Founded: 1972 (Winnipeg-WHA), 1979 (Winnipeg-NHL), 1996 (Phoenix-NHL)
CEO and Governor: Richard Burke
President: Shawn Hunter
General Manager: Bobby Smith
Head Coach: Bob Francis
NHL Career Record (Seasons): First Season
Assistant Coaches: TBD
Director of Media Relations: Richard Nairn
Athletic Trainer: Gord Hart
Arena (Capacity): America West Arena (16,210)
General Office Phone: (480) 473-5600
Starting Times of Games: 7:05 pm
Team Colors: White, Green, Black, Burgandy, Purple
Radio: KDKB (93.3 FM) and KDUS-2 (1060 AM)
Commercial TV: KTVK Channel 3 and WB Channel 61
Cable TV: Fox Sports Net Arizona
Website: www.phoenixcoyotes.com

vs. Penguins

YEAR	REGULAR SEASON				GF-GA
	TOTAL	HOME	ROAD		
1979-80	4-0-0	2-0-0	2-0-0		14-8
1980-81	4-0-0	2-0-0	2-0-0		18-14
1981-82	2-1-0	2-0-0	0-1-0		7-9
1982-83	1-2-0	1-0-0	0-2-0		13-14
1983-84	1-2-0	0-2-0	1-0-0		13-12
1984-85	1-2-0	0-1-0	1-1-0		14-16
1985-86	2-1-0	2-0-0	0-1-0		16-8
1986-87	1-2-0	0-1-0	1-1-0		9-10
1987-88	1-2-0	0-2-0	1-0-0		9-12
1988-89	2-1-0	1-0-0	1-1-0		13-12
1989-90	2-0-1	2-0-0	0-0-1		13-7
1990-91	2-1-0	1-0-0	1-1-0		17-12
1991-92	2-1-0	1-1-0	1-0-0		6-7
1992-93	1-1-0	1-0-0	0-1-0		7-5
1993-94	2-0-0	1-0-0	1-0-0		10-6
1994-95		DID NOT PLAY			
1995-96	2-0-0	1-0-0	1-0-0		10-4
1996-97	1-0-1	1-0-0	0-0-1		9-6
1997-98	0-1-1	0-1-0	0-0-1		3-4
1998-99	1-1-0	1-0-0	0-1-0		7-6
TOTAL	32-18-3	19-8-0	13-10-3		208-172

1999-2000 Schedule
Sat., December 11 @ Pittsburgh - 7:30
Wed., January 12 @ Phoenix - 9:00

PHOENIX COYOTES

1998-99	GP	W	L	T	PTS	GF	GA	PPG	SHG	PEN	PIM
PITTSBURGH	2	1	1	0	2	7	6	4-9	0	6	12
PHOENIX	2	1	1	0	2	6	7	1-6	2	9	18

AT PITTSBURGH (1-0-0)

AT PHOENIX (0-1-0)

Jan. 13 - Pittsburgh (Barraso) 3 at PHOENIX (Khabibulin) 5 WG - Stapleton

Feb. 22 - Phoenix (Khabibulin) 1 at PITTSBURGH (SKUDRA) 4 WG - Barnes

Esche replaced Khabibulin at 29:15


GOALS AND SHOTS BY PERIOD	1ST	2ND	3RD	OT	TOTAL
PITTSBURGH	1-13	4-16	2-21	---	7-50
PHOENIX	0-17	2-14	4-17	---	6-48

GOALTENDERS	GP	MP	GF	GA	ENG	SO	AVG	SHOTS	SVPCT	W-L-T
Skudra (PIT)	1	59:53	4	1	0	0	1.00	20	.950	1-0-0
Barraso (PIT)	1	57:58	3	5	0	0	5.18	28	.821	0-1-0
PITTSBURGH TOTALS	2	120:00	7	6	0	0	3.00	48	.875	1-1-0
Esche (PHX)	1	30:45	1	1	0	0	1.95	10	.900	0-0-0
Khabibulin (PHX)	2	89:15	5	6	0	0	4.03	40	.850	1-1-0
PHOENIX TOTALS	2	120:00	6	7	0	0	3.50	50	.860	1-1-0

POWER PLAY GOALS: PITTSBURGH (4 for 9) - Barnes (2), Jagr, Kovalev, TM
 PHOENIX (1 for 6) - Tocchet

SHORT HANDED GOALS: PHOENIX (2) - Stapleton, Tkachuk

PITTSBURGH	GP	G	A	PTS	PIM	SOG	+/-	PHOENIX	GP	G	A	PTS	PIM	SOG	+/-
Barnes	2	3	1	4	2	5	1	Murray	2	1	1	2	0	3	1
Lang	2	0	4	4	0	7	E	Roenick	2	1	1	2	4	7	1
Jagr	2	1	1	2	0	8	-3	Tverдовский	2	0	2	2	0	1	-1
Morozov	1	1	0	1	0	1	1	Stapleton	1	1	0	1	0	3	1
Kovalev	2	1	0	1	2	5	-1	Tkachuk	1	1	0	1	0	3	E
Moran	2	1	0	1	2	5	E	Letowski	2	1	0	1	0	2	-1
Brown	1	0	1	1	0	0	-1	Tocchet	2	1	0	1	0	5	E
Hatcher	2	0	1	1	0	0	-1	Drake	1	0	1	1	0	3	2
Hrdina	2	0	1	1	2	2	-2	Cummins	2	0	1	1	0	0	1
Kasparaitis	2	0	1	1	2	1	1	Numminen	2	0	1	1	0	3	E
Miller	2	0	1	1	0	5	-1	Adams	1	0	0	0	0	2	E
Titov	2	0	1	1	0	0	-1	Diduck	1	0	0	0	0	0	1
Warenka	2	0	1	1	0	0	E	Doan	1	0	0	0	0	2	2
Barraso	1	0	0	0	0	0	-	Doig	1	0	0	0	0	0	2
Skudra	1	0	0	0	0	0	-	Dziedzic	1	0	0	0	0	0	E
Wilkinson	1	0	0	0	0	0	E	Esche	1	0	0	0	0	0	-
Wright	1	0	0	0	0	0	E	Hansen	1	0	0	0	0	0	-1
Galanov	2	0	0	0	0	3	-1	Jomphe	1	0	0	0	2	0	E
Kesa	2	0	0	0	0	1	-1	Sullivan	1	0	0	0	2	0	-1
Slegr	2	0	0	0	0	2	-1	Ylonen	1	0	0	0	0	1	1
Sonnenberg	2	0	0	0	0	1	E	Briere	2	0	0	0	0	2	-2
Straka	2	0	0	0	0	4	E	Carney	2	0	0	0	4	3	-1
Bench					2			Corkum	2	0	0	0	0	5	E
								Lumme	2	0	0	0	2	1	1
								Quint	2	0	0	0	0	2	2
								Bench						4	
TOTALS	2	7	13	20	12	50		TOTALS	2	6	7	13	18	48	



*Pavol
Demitra*



All-Time NHL Record: 1071-1072-379

1998-99 Record/Finish: 37-32-13; Second, Central Division

1998 Playoff Record: Defeated Phoenix, 4-3, Western Conference Quarterfinals; Lost to Dallas, 4-2, Western Conference Semifinals

1998-99 Top Scorer: Pavol Demitra (37-52-89)

Stanley Cup Titles: None

All-Time St. Louis Scorer vs Pittsburgh: Bernie Federko (41gp, 20-36-56)

All-Time Pittsburgh Scorer vs St. Louis: Mario Lemieux (22gp, 24-29-53)

Longest St. Louis Win Streak vs Pittsburgh: 5, Jan. 2, 1973-Dec. 28, 1973; Dec. 5, 1981-Oct. 4, 1983

Longest Pittsburgh Win Streak vs St. Louis: 4, Feb. 3, 1972 - Nov. 22, 1972

Longest St. Louis Undeclared Streak vs Pittsburgh: 10, Mar. 7, 1970-Apr. 4, 1971 (5-0-5)

Longest Pittsburgh Undeclared Streak vs St. Louis: 4, Feb. 3, 1972-Nov. 22, 1972 (4-0-0); Feb. 21, 1978-Dec. 13, 1978 (2-0-2)

Last Pittsburgh Win at Home: Jan. 9, 1999 (2-1) (0-0-0 since last win)

Last St. Louis Win at Home: Dec. 20, 1997 (4-1) (0-1-0 since last win)

Last Pittsburgh Win at St. Louis: Dec. 12, 1998 (4-3) (0-0-0 since last win)

Last St. Louis Win at Pittsburgh: Nov. 8, 1990 (3-2) (0-7-1 since last win)

Most Goals by Pittsburgh vs St. Louis: 10, Nov. 22, 1972 (P, 10-4)

Most Goals by St. Louis vs Pittsburgh: 9, Jan. 31, 1968 (SL, 9-4); Oct. 18, 1989 (SL, 9-3)

Most Goals by Both Teams: 14, Nov. 22, 1972 (P, 10-4)

Last Pittsburgh Shutout vs St. Louis: Dec. 19, 1996 (4-0) - Ken Wregget

Last St. Louis Shutout vs Pittsburgh: Dec. 31, 1983 (2-0) - Mike Liut

Last Pittsburgh Hat Trick vs St. Louis: Dec. 19, 1996 - Mario Lemieux

Last St. Louis Hat Trick vs Pittsburgh: Oct. 18, 1989 - Brett Hull

Last Pittsburgh Trade with St. Louis: Mar. 20, 1996, J. J. Daigneault to Pittsburgh for sixth round choice in 1996

Overtime Record vs Pittsburgh: 0-0-6

Team Information

Location: Kiel Center, 1401 Clark Ave., St. Louis, MO 63103

Founded: 1967

Owner: Clark Enterprises, L.P.

Chairman of the Board: Jerry Ritter

President and CEO: Mark Sauer

General Manager: Larry Pleau

Head Coach: Joel Quenneville

NHL Career Record (Seasons): 100-76-28 (3)

Assistant Coaches: Jim Roberts, Mike Kitchen

Director of Media Relations: Jeff Trammel

Athletic Trainer: Ray Barile

Arena (Capacity): Kiel Center (19,260)

General Office Phone: (314) 622-2500

Starting Times of Games: 7:05 and 2:05

Team Colors: White, Navy, Gold

Radio: KMOX (1120 AM)

Commercial TV: KPLR-TV Channel 11

Cable TV: Fox Sports Midwest

Website: www.stlouisblues.com

vs. Penguins

REGULAR SEASON

YEAR	TOTAL	HOME	ROAD	GF-GA
1967-68	4-6-0	2-3-0	2-3-0	25-33
1968-69	3-4-1	2-2-0	1-2-1	15-16
1969-70	1-5-2	1-1-2	0-4-0	11-28
1970-71	0-3-3	0-1-2	0-2-1	13-16
1971-72	3-3-0	1-2-0	2-1-0	17-13
1972-73	3-2-0	2-0-0	1-2-0	25-20
1973-74	2-3-1	1-1-1	1-2-0	19-19
1974-75	1-1-2	1-0-1	0-1-1	11-13
1975-76	2-2-0	1-1-0	1-1-0	17-14
1976-77	3-1-0	2-0-0	1-1-0	17-13
1977-78	2-1-1	1-0-1	1-1-0	13-11
1978-79	2-1-1	1-0-1	1-1-0	16-16
1979-80	1-2-1	1-1-0	0-1-1	12-14
1980-81	2-2-0	2-0-0	0-2-0	19-19
1981-82	1-2-0	1-0-0	0-2-0	9-10
1982-83	0-3-0	0-2-0	0-1-0	11-16
1983-84	0-2-1	0-0-1	0-2-0	7-11
1984-85	1-2-0	1-1-0	0-1-0	10-15
1985-86	2-1-0	0-1-0	2-0-0	16-11
1986-87	1-0-2	1-0-1	0-0-1	13-12
1987-88	0-3-0	0-1-0	0-2-0	10-16
1988-89	1-1-1	1-0-1	0-1-0	15-9
1989-90	0-3-0	0-1-0	0-2-0	10-22
1990-91	1-2-0	1-1-0	0-1-0	9-10
1991-92	1-1-0	1-0-0	0-1-0	5-7
1992-93	1-1-0	1-0-0	0-1-0	12-10
1993-94	0-0-2	0-0-1	0-0-1	6-6
1994-95		DID NOT PLAY		
1995-96	1-1-0	1-0-0	0-1-0	10-7
1996-97	2-0-0	1-0-0	1-0-0	8-2
1997-98	1-1-0	1-0-0	0-1-0	5-6
1998-99	2-0-0	1-0-0	1-0-0	6-4
TOTAL	44-59-18	29-19-12	15-40-6	392-419

1999-2000 Schedule
 Wed., January 19 @ Pittsburgh - 7:30

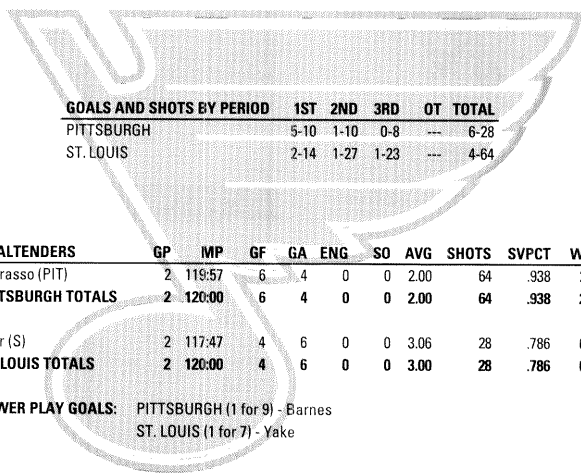
1998-99	GP	W	L	T	PTS	GF	GA	PPG	SHG	PEN	PIM
PITTSBURGH	2	2	0	0	4	6	4	1-9	0	9	18
ST. LOUIS	2	0	2	0	0	4	6	1-7	0	11	22

AT PITTSBURGH (1-0-0)

AT ST. LOUIS (1-0-0)

Dec. 12 - PITTSBURGH (BARRASSO) 4 at St. Louis (Fuhr) 3 WG - Kovalev

Jan. 9 - St. Louis (Fuhr) 1 at PITTSBURGH (BARRASSO) 2 WG - Lang




GOALS AND SHOTS BY PERIOD	1ST	2ND	3RD	OT	TOTAL
PITTSBURGH	5-10	1-10	0-8	---	6-28
ST. LOUIS	2-14	1-27	1-23	---	4-64

GOALTENDERS	GP	MP	GF	GA	ENG	SO	AVG	SHOTS	SVPCT	W-L-T
Barrasso (PIT)	2	119:57	6	4	0	0	2.00	64	.938	2-0-0
PITTSBURGH TOTALS	2	120:00	6	4	0	0	2.00	64	.938	2-0-0
Fuhr (S)	2	117:47	4	6	0	0	3.06	28	.786	0-2-0
ST. LOUIS TOTALS	2	120:00	4	6	0	0	3.00	28	.786	0-2-0

POWER PLAY GOALS: PITTSBURGH (1 for 9) - Barnes
 ST. LOUIS (1 for 7) - Yake

PITTSBURGH	GP	G	A	PTS	PIM	SOG	+/-	ST. LOUIS	GP	G	A	PTS	PIM	SOG	+/-
Jagr	2	1	2	3	0	4	E	Demitra	2	1	2	3	0	7	E
Titov	2	1	2	3	0	1	2	Yake	2	1	1	2	4	2	E
Kovalev	2	2	0	2	0	2	2	Campbell	2	0	2	2	2	9	E
Lang	2	1	1	2	0	2	2	Turgeon	1	1	0	1	0	3	-2
Straka	2	0	2	2	0	4	1	Conroy	2	1	0	1	2	6	E
Barnes	2	1	0	1	2	1	E	Rivers	1	0	1	1	0	0	-1
Brown	1	0	1	1	0	0	-1	MacInnis	2	0	1	1	0	8	-1
Moran	1	0	1	1	0	0	-1	Gill	1	0	0	0	0	3	E
Werenka	2	0	1	1	2	1	E	Helmer	1	0	0	0	0	0	-1
Kesa	1	0	0	0	2	0	E	Persson	1	0	0	0	2	0	E
Morozov	1	0	0	0	2	1	2	Twist	1	0	0	0	0	0	E
Sonnenberg	1	0	0	0	0	0	E	Bergevin	2	0	0	0	0	0	-1
Wilkinson	1	0	0	0	0	0	E	Chase	2	0	0	0	2	1	E
Barrasso	2	0	0	0	0	0	-	Eastwood	2	0	0	0	2	1	E
Dollas	2	0	0	0	0	1	-1	Fuhr	2	0	0	0	0	0	-
Galanov	2	0	0	0	2	0	2	Handzus	2	0	0	0	0	2	E
Hatcher	2	0	0	0	2	2	1	McAlpine	2	0	0	0	2	2	E
Hrdina	2	0	0	0	4	2	-1	Pellenn	2	0	0	0	0	3	-1
Kasparatis	2	0	0	0	2	1	2	Picard	2	0	0	0	0	3	-1
Miller	2	0	0	0	0	4	-1	Pronger	2	0	0	0	4	7	E
Slegre	2	0	0	0	0	2	1	Rheaume	2	0	0	0	2	1	-1
Wright	2	0	0	0	0	0	E	Young	2	0	0	0	0	6	-1
TOTALS	2	6	10	16	18	28		TOTALS	2	4	7	11	22	64	



Owen
Nolan



All-Time NHL Record: 192-362-70
1998-99 Record/Finish: 31-33-18; Fourth, Pacific Division
1998 Playoff Record: Lost to Colorado, 4-2, Western Conference Quarterfinals
1998-99 Top Scorer: Jeff Friesen (22-35-57)
Stanley Cup Titles: None
All-Time San Jose Scorer vs Pittsburgh: Owen Nolan
All-Time Pittsburgh Scorer vs San Jose: Mario Lemieux (11gp, 14-28-42)
Longest San Jose Win Streak vs Pittsburgh: 2, Apr. 1 1998- Jan. 15, 1999
Longest Pittsburgh Win Streak vs San Jose: 5, Dec. 5, 1991 -Mar. 23, 1993
Longest San Jose Undefeated Streak vs Pittsburgh: 2, Nov. 2, 1993-Mar. 22, 1994 (0-0-2); Apr. 1, 1998-Jan. 15, 1999 (2-0-0)
Longest Pittsburgh Undefeated Streak vs San Jose: 8, Dec. 5, 1991-Nov. 10, 1995 (6-0-2)
Last Pittsburgh Win at Home: Dec. 21, 1996 (3-1) (0-1-0 since last win)
Last San Jose Win at Home: Jan. 15, 1999 (3-2) (0-0-0 since last win)
Last Pittsburgh Win at San Jose: Oct. 22, 1997 (5-2) (0-1-0 since last win)
Last San Jose Win at Pittsburgh: Apr 1, 1998 (3-2) (0-0-0 since last win)
Most Goals by Pittsburgh vs San Jose: 10, Dec. 17, 1991 (P, 10-2)
Most Goals by San Jose vs Pittsburgh: 10, Jan. 13, 1996 (SJ, 10-8)
Most Goals by Both Teams: 18, Jan. 13, 1996 (SJ, 10-8)
Last Pittsburgh Shutout vs San Jose: Dec. 13, 1996 (4-0) - Patrick Lalime
Last San Jose Shutout vs Pittsburgh: None
Last Pittsburgh Hat Trick vs San Jose: Nov. 10, 1995 - Ron Francis
Last San Jose Hat Trick vs Pittsburgh: Jan. 13, 1996 - Ray Sheppard
Last Pittsburgh Trade with San Jose: Mar. 20, 1996, Kevin Miller to Pittsburgh for fifth round draft choice in 1996 and future considerations
Overtime Record vs Pittsburgh: 0-0-2

Team Information

Location: San Jose Arena, 525 West Santa Clara St., San Jose, CA 95113
Founded: 1991
Owner and Governor: George Gund, III
President: Greg Jamison
General Manager: Dean Lombardi
Head Coach: Darryl Sutter
NHL Career Record (Seasons): 175-151-54 (5)
Assistant Coaches: Paul Baxter, Bob Berry, Bernie Nicholls
Director of Media Relations: Ken Arnold
Head Athletic Trainer: Ray Tufts
Arena (Capacity): San Jose Arena (17,483)
General Office Phone: (408) 287-7070
Starting Times of Games: 7:30 pm
Team Colors: Deep Pacific Teal, Tan, Shimmering Gray, Burnt Orange, and Black
Radio: KARA 105.7 FM
Commercial TV: None
Cable TV: Fox Sports Bay Area
Website: www.sjsharks.com

vs. Penguins

YEAR	REGULAR SEASON			GF-GA
	TOTAL	HOME	ROAD	
1991-92	3-0-0	1-0-0	2-0-0	25-5
1992-93	2-0-0	1-0-0	1-0-0	16-6
1993-94	0-0-2	0-0-1	0-0-1	5-5
1994-95	DID NOT PLAY			
1995-96	1-1-0	0-1-0	1-0-0	17-11
1996-97	2-0-0	1-0-0	1-0-0	7-1
1997-98	1-1-0	0-1-0	1-0-0	7-5
1998-99	0-1-0	0-0-0	0-1-0	2-3
TOTAL	9-3-2	3-2-1	6-1-1	79-36

1999-2000 Schedule

Sat., October 30 @ San Jose - 10:30
 Thu., December 2 @ Pittsburgh - 7:30

1998-99	GP	W	L	T	PTS	GF	GA	PPG	SHG	PEN	PIM
PITTSBURGH	1	0	1	0	0	2	3	0-5	0	2	4
SAN JOSE	1	1	0	0	2	3	2	0-2	0	5	10

AT SAN JOSE (1-0-0)

Jan. 15 - Pittsburgh (Barrasso) 2 at SAN JOSE (SHIELDS) 3


WG - Nolan

GOALS AND SHOTS BY PERIOD	1ST	2ND	3RD	OT	TOTAL
PITTSBURGH	1-6	0-5	1-8	---	2-19
SAN JOSE	0-5	0-9	3-9	---	3-23


GOALTENDERS	GP	MP	GF	GA	ENG	SO	AVG	SHOTS	SVPCT	W-L-T
Barrasso (P)	1	58:33	2	3	0	0	3.07	23	.870	0-1-0
PITTSBURGH TOTALS	1	60:00	2	3	0	0	3.00	23	.870	0-1-0
Shields (S)	1	60:00	3	2	0	0	2.00	19	.895	1-0-0
SAN JOSE TOTALS	1	60:00	3	2	0	0	2.00	19	.895	1-0-0

TM

PITTSBURGH	GP	G	A	PTS	PIM	SOG	+/-	SAN JOSE	GP	G	A	PTS	PIM	SOG	+/-
Jagr	1	1	0	1	0	2	-2	Nolan	1	1	2	3	2	6	3
Kovalev	1	1	0	1	0	2	1	Lowry	1	1	1	2	0	2	2
Straka	1	0	1	1	0	1	-1	Marleau	1	0	2	2	0	0	3
Titov	1	0	1	1	0	2	-1	Matteau	1	1	0	1	0	2	E
Barrasso	1	0	0	0	0	0	-	Burr	1	0	0	0	0	1	-1
Barnes	1	0	0	0	0	1	E	Friesen	1	0	0	0	0	2	E
Galanov	1	0	0	0	0	2	E	Houder	1	0	0	0	0	0	1
Hatcher	1	0	0	0	0	3	-1	Korolyuk	1	0	0	0	0	1	-1
Hrdina	1	0	0	0	0	0	E	Murphy	1	0	0	0	0	0	E
Kasparaitis	1	0	0	0	0	0	E	Norton	1	0	0	0	0	2	-1
Kesa	1	0	0	0	0	1	E	Ragnarsson	1	0	0	0	0	0	E
Lang	1	0	0	0	0	3	E	Rathje	1	0	0	0	2	0	1
Miller	1	0	0	0	2	0	E	Ricci	1	0	0	0	2	1	-1
Moran	1	0	0	0	0	1	E	Rouse	1	0	0	0	0	1	-1
Siegr	1	0	0	0	2	1	-1	Shields	1	0	0	0	0	0	-
Sonnenberg	1	0	0	0	0	0	E	Stern	1	0	0	0	4	2	-1
Werenska	1	0	0	0	0	0	E	Sturm	1	0	0	0	0	2	E
Wright	1	0	0	0	0	0	E	Sutter	1	0	0	0	0	0	-1
								Sutton	1	0	0	0	0	1	2
TOTALS	1	2	2	4	4	19		TOTALS	1	3	5	8	10	23	



Vincent
Lecavalier



All-Time NHL Record: 176-306-62

1998-99 Record/Finish: 19-54-9; Fourth, Southeast Division

1999 Playoff Record: Did Not Qualify

1998-99 Top Scorer: Darcy Tucker (21-22-43)

Stanley Cup Titles: None

All-Time Tampa Bay Scorer vs Pittsburgh: Brian Bradley (16gp, 6-9-15)

All-Time Pittsburgh Scorer vs Tampa Bay: Jaromir Jagr (25gp, 15-18-33)

Longest Tampa Bay Win Streak vs Pittsburgh: 1, Oct. 14, 1993; Feb. 24, 1995; Jan. 31, 1996; Oct. 5, 1996; Apr. 10, 1997; Oct. 21, 1998

Longest Pittsburgh Win Streak vs Tampa Bay: 5, Dec. 11, 1993-Feb. 4, 1995

Longest Tampa Bay Undeclared Streak vs Pittsburgh: 2, Oct. 5, 1996-Nov. 8, 1996 (1-0-1)

Longest Pittsburgh Undeclared Streak vs Tampa Bay: 5, Dec. 11, 1993-Feb. 4, 1995 (5-0-0)

Last Pittsburgh Win at Home: Dec. 15, 1998 (3-2) (0-0-0 since last win)

Last Tampa Bay Win at Home: Oct. 21, 1998 (5-0) (0-2-0 since last win)

Last Pittsburgh Win at Tampa Bay: Mar. 17, 1999 (2-0) (0-0-0 since last win)

Last Tampa Bay Win at Pittsburgh: Oct. 5, 1996 (4-3 OT) (0-4-1 since last win)

Most Goals by Pittsburgh vs Tampa Bay: 10, Nov. 1, 1995 (P, 10-0)

Most Goals by Tampa Bay vs Pittsburgh: 5, Nov. 8, 1996 (5-5); Oct. 21, 1998 (T, 5-0)

Most Goals by Both Teams: 11, Dec. 21, 1993 (P, 8-3)

Last Pittsburgh Shutout vs Tampa Bay: Mar. 17, 1999 (2-0) - Jean-Sebastien Aubin

Last Tampa Bay Shutout vs Pittsburgh: Oct. 21, 1998 (5-0) - Daren Pappa

Last Pittsburgh Hat Trick vs Tampa Bay: None

Last Tampa Bay Hat Trick vs Pittsburgh: Nov. 8, 1996 - Dino Ciccarelli

Last Pittsburgh Trade with Tampa Bay: Mar. 18, 1999 - Brent Peterson to Pittsburgh for future considerations

Overtime Record vs Pittsburgh: 1-1-3

Team Information

Location: 401 Channelside Dr., Tampa, FL 33602

Founded: 1990

Owner and Governor: Palace Sports Entertainment

President: TBA

Head Coach: Steve Ludzik

NHL Career Record (Seasons): First Season

Assistant Coaches: John Cullen, John Torchett

Public/Media Relations Staff: Bill Wickett, Jay

Preble, Brian Potter

Head Athletic Therapist: Dave Boyer

Arena (Capacity): Ice Palace (19,758)

General Office Phone: (813) 301-6500

Starting Times of Games: 7:35 p.m.

Team Colors: Black, Blue, Silver and White

Radio: WDAE 1250 AM

Commercial TV: WTTA - 38

Cable TV: Sunshine Network

Website: www.tampabaylightning.com

vs. Penguins

REGULAR SEASON

YEAR	TOTAL	HOME	ROAD	GF-GA
1992-93	1-0-1	0-0-1	1-0-0	8-7
1993-94	3-1-0	2-0-0	1-1-0	18-10
1994-95	2-1-0	1-1-0	1-0-0	13-10
1995-96	3-1-0	2-0-0	1-1-0	18-9
1996-97	1-2-1	1-1-0	0-1-1	18-16
1997-98	3-0-1	1-0-1	2-0-0	14-4
1998-99	4-1-0	2-0-0	2-1-0	15-10
TOTAL	17-6-3	9-2-2	8-4-1	104-66

1999-2000 Schedule

Sat., November 6 @ Pittsburgh - 7:30
 Thu., November 18 @ Tampa Bay - 7:30
 Thu., December 23 @ Pittsburgh - 7:30
 Mon., February 21 @ Tampa Bay - 5:00

1998-99	GP	W	L	T	PTS	GF	GA	PPG	SHG	PEN	PIM
PITTSBURGH	5	4	1	0	8	15	10	2-25	1	27	80
TAMPA BAY	5	1	4	0	2	10	15	3-13	0	41	135

AT PITTSBURGH (2-0-0)

AT TAMPA BAY (2-1-0)

Oct. 21 - Pittsburgh (Skudra) 0 at TAMPA BAY (PUPPA) 5

WG - Tucker

Nov. 19 - PITTSBURGH (BARRASSO) 5 at Tampa Bay (PUPPA) 1

WG - Barnes

Puppa replaced Ranford at 40:00

Nov. 21 - Tampa Bay (Puppa) 2 at PITTSBURGH (BARRASSO) 5

WG - Werenka

Aubin replaced Barrasso at 20:00

Dec. 15 - Tampa Bay (Schwab) 2 at PITTSBURGH (BARRASSO) 3

WG - Hatcher at 3:17 of OT

Mar. 17 - PITTSBURGH (AUBIN) 2 at Tampa Bay (Schwab) 0

WG - Brown


GOALS AND SHOTS BY PERIOD

	1ST	2ND	3RD	OT	TOTAL
PITTSBURGH	4-44	7-47	3-42	1-2	15-135
TAMPA BAY	2-30	6-35	2-32	0-1	10-98

GOALTENDERS	GP	MP	GF	GA	ENG	SO	AVG	SHOTS	SVPCT	W-L-T
Barrasso (P)	3	143:15	10	3	0	0	1.26	46	.935	2-0-0
Aubin (P)	3	111:57	5	4	0	1	2.14	36	.889	2-0-0
Skudra (P)	1	48:01	1	3	0	0	3.75	16	.813	0-1-0
PITTSBURGH TOTALS	5	303:17	16	10	0	1	1.98	98	.898	4-1-0
Puppa (TB)	3	140:00	7	5	0	1	2.14	59	.915	1-1-0
Schwab (TB)	2	122:51	2	5	0	0	2.44	50	.900	0-2-0
Ranford (TB)	1	40:00	1	5	0	0	7.50	26	.808	0-2-0
TAMPA BAY TOTALS	5	303:17	10	15	0	1	2.97	135	.889	1-4-0

POWER PLAY GOALS: PITTSBURGH (2 for 25) - Hrdina, Galanov
 TAMPA BAY (3 for 13) - Clark, Janney, Tucker
SHORT HANDED GOALS: PITTSBURGH (1) - Straka

PITTSBURGH	GP	G	A	PTS	PIM	SOG	+/	TAMPA BAY	GP	G	A	PTS	PIM	SOG	+/
Straka	5	3	4	7	4	16	7	Selivanov	4	2	3	5	4	11	2
Hatcher	4	2	3	5	2	13	5	Janney	4	2	1	3	0	2	-1
Jagr	5	0	5	0	17	6	Clark	5	2	1	3	11	13	1	
Brown	5	2	1	3	2	4	-1	Tucker	5	2	1	3	21	7	-3
Hrdina	5	1	2	3	0	8	1	Langkow	3	1	2	3	5	4	3
Lang	5	1	2	3	0	13	-1	Kubina	5	0	2	2	21	6	-6
Werenka	5	1	2	3	18	10	5	Zamuner	2	1	0	1	2	5	E
Barnes	4	2	0	2	0	13	4	Renberg	1	0	1	1	0	1	1
Titov	4	0	2	2	0	4	1	Sykora	1	0	1	1	0	0	1
Galanov	3	1	0	1	0	3	1	Peterson	3	0	1	1	0	1	1
Morozov	3	1	0	1	0	4	1	Cullimore	4	0	1	1	2	3	2
Miller	5	1	0	1	2	8	-2	Cross	5	0	1	1	10	6	-2
Kovalev	2	0	1	1	0	4	2	Lecavalier	5	0	1	1	0	6	-3
Kasparaitis	3	0	1	1	4	3	E	Bannister	1	0	0	0	0	1	E
Kesa	3	0	1	1	0	1	E	Bonsignore	1	0	0	0	0	1	-1
Barnaby	1	0	0	0	0	0	E	Ciccone	1	0	0	0	7	1	-2
Butenschon	1	0	0	0	0	1	1	Daigle	1	0	0	0	0	4	E
Ignatjev	1	0	0	0	2	3	E	Nazarov	1	0	0	0	2	0	1
Lebeau	1	0	0	0	2	0	-1	Petrovicky	1	0	0	0	0	1	-1
Skudra	1	0	0	0	0	0	-	Ranford	1	0	0	0	0	0	-
Sonnenberg	1	0	0	0	0	0	E	Svoboda	1	0	0	0	0	2	-1
Pronger	2	0	0	0	0	3	E	Gratton	2	0	0	0	9	1	-2
Slegr	2	0	0	0	9	2	1	Samuelsson	2	0	0	0	0	1	1
Wilkinson	2	0	0	0	0	2	E	Schwab	2	0	0	0	0	0	-
Aubin	3	0	0	0	0	0	-	Sillinger	2	0	0	0	0	0	-2
Barrasso	3	0	0	0	16	0	-	Kelly	3	0	0	0	2	1	-3
Moran	3	0	0	0	0	1	E	McBain	3	0	0	0	2	0	-1
Serowik	3	0	0	0	0	0	-1	Puppa	3	0	0	0	0	0	-
Tamer	3	0	0	0	5	1	E	Skopintsev	3	0	0	0	2	3	E
Wright	4	0	0	0	5	0	1	Andersson	4	0	0	0	0	4	-3
Dollas	5	0	0	0	9	1	E	Dykhuis	4	0	0	0	2	3	-3
								McCarthy	4	0	0	0	27	5	-3
								Richer	4	0	0	0	0	2	-1
								Hogue	5	0	0	0	4	3	-5
								Bench						2	
TOTALS	5	15	24	39	80	135		TOTALS	5	10	16	26	135	98	



**Curtis
Joseph**



All-Time NHL Record: 2204-2194-738

1998-99 Record/Finish: 45-30-7; Second, Northeast Division

1999 Playoff Record: Defeated Philadelphia, 4-2, Eastern Conference Quarterfinals; Defeated Pittsburgh, 4-2, Eastern Conference Semifinals; Lost to Buffalo, 4-1, Eastern Conference Finals

1998-99 Top Scorer: Mats Sundin (31-52-83)

Stanley Cup Titles: 13 (1918, 1922, 1932, 1942, 1945, 1947-49, 1951, 1962-64 and 1967)

All-Time Toronto Scorer vs Pittsburgh: Darryl Sittler (53gp, 29-37-66)

All-Time Pittsburgh Scorer vs Toronto: Mario Lemieux (28gp, 27-35-62)

Longest Toronto Win Streak vs Pittsburgh: 4, Feb. 17, 1971-Dec. 28, 1971

Longest Pittsburgh Win Streak vs Toronto: 6, Dec. 30, 1974-Feb. 19, 1976

Longest Toronto Undefeated Streak vs Pittsburgh: 8, Jan. 13, 1968-Mar. 1, 1969 (4-0-4)

Longest Pittsburgh Undefeated Streak vs Toronto: 6, Dec. 30, 1974-Feb. 19, 1976 (6-0-0)

Last Pittsburgh Win at Home: Jan. 28, 1999 (6-0) (0-0-0 since last win)

Last Toronto Win at Home: Dec. 21, 1998 (7-1) (0-0-0 since last win)

Last Pittsburgh Win at Toronto: Oct. 26, 1998 (2-0) (0-1-0 since last win)

Last Toronto Win at Pittsburgh: Oct. 24, 1998 (6-4) (0-1-0 since last win)

Most Goals by Pittsburgh vs Toronto: 12, Dec. 26, 1991 (P, 12-1)

Most Goals by Toronto vs Pittsburgh: 9, Jan. 7, 1980 (T, 9-5)

Most Goals by Both Teams: 15, Feb. 21, 1991 (P, 11-4)

Last Pittsburgh Shutout vs Toronto: Jan. 28, 1999 (6-0) - Peter Skudra

Last Toronto Shutout vs Pittsburgh: Oct. 29, 1987 (4-0) - Allan Bester

Last Pittsburgh Hat Trick vs Toronto: Feb. 18, 1992 - Joe Mullen

Last Toronto Hat Trick vs Pittsburgh: Mar. 5, 1980 - Darryl Sittler

Last Pittsburgh Trade with Toronto: July 8, 1995, Dimitri Mironov and second round draft choice in 1995 to Pittsburgh for Larry Murphy

Overtime Record vs Pittsburgh: 1-1-3

Team Information

Location: 40 Bay St., suite 400, Toronto, Ontario M5J 2X2

Founded: 1927

Owner and Governor: Steve Stavro

President: Ken Dryden

General Manager/Head Coach: Pat Quinn

NHL Career Record (Seasons): 402-315-109 (13)

Assistant Coaches: Rick Ley, Alpo Suhonen

Manager, Media Relations: Pat Park

Media Relations Coordinators: Anthony Alfred, Dave Griffiths

Head Athletic Therapist: Chris Broadhurst

Arena (Capacity): Air Canada Centre (18,819)

General Office Phone: (416) 815-5700

Starting Times of Games: 7:35 p.m.

Team Colors: Blue and White

Radio: TALK 640 AM

Commercial TV: Sat. (CBC); Weekdays (Global TV)

Website: www.torontomapleleafs.com

vs. Penguins

REGULAR SEASON

YEAR	TOTAL	HOME	ROAD	GF-GA
1967-68	2-1-1	1-0-1	1-1-0	9-14
1968-69	0-3-3	0-2-1	0-1-2	11-19
1969-70	2-2-2	1-0-2	1-2-0	14-19
1970-71	2-3-1	2-1-0	0-2-1	18-18
1971-72	2-4-0	1-2-0	1-2-0	13-14
1972-73	2-2-1	2-1-0	0-1-1	18-17
1973-74	1-3-1	0-2-0	1-1-1	13-20
1974-75	4-1-0	2-0-0	2-1-0	31-21
1975-76	4-1-0	3-0-0	1-1-0	32-18
1976-77	2-1-2	1-1-0	1-0-2	19-16
1977-78	3-2-0	1-2-0	2-0-0	17-22
1978-79	1-3-0	1-1-0	0-2-0	10-19
1979-80	2-2-0	1-1-0	1-1-0	18-20
1980-81	1-2-1	1-1-0	0-1-1	15-16
1981-82	0-1-2	0-1-1	0-0-1	10-12
1982-83	1-2-0	1-0-0	0-2-0	8-15
1983-84	1-1-1	1-1-0	0-0-1	8-7
1984-85	2-1-0	0-1-0	2-0-0	12-9
1985-86	3-0-0	2-0-0	1-0-0	18-9
1986-87	1-2-0	1-0-0	0-2-0	12-13
1987-88	2-1-0	1-1-0	1-0-0	9-9
1988-89	2-1-0	1-0-0	1-1-0	16-10
1989-90	1-2-0	1-1-0	0-1-0	17-21
1990-91	2-1-0	1-0-0	1-1-0	20-15
1991-92	2-1-0	2-0-0	0-1-0	22-8
1992-93	0-1-1	0-0-1	0-1-0	5-7
1993-94	0-1-1	0-1-0	0-0-1	6-8
1994-95				
				DID NOT PLAY
1995-96	1-1-0	1-0-0	0-1-0	9-7
1996-97	2-0-0	1-0-0	1-0-0	12-8
1997-98	2-0-0	1-0-0	1-0-0	8-1
1998-99	2-2-0	1-1-0	1-1-0	13-13
TOTAL	52-48-17	32-21-6	20-27-11	443-425

1999-2000 Schedule

Tue., November 23 @ Pittsburgh - 7:30

Sat., December 4 @ Toronto - 7:00

Fri., January 7 @ Pittsburgh 7:30

Wed., April 5 @ Toronto - 7:30

1998-99	GP	W	L	T	PTS	GF	GA	PPG	SHG	PEN	PIM
PITTSBURGH	4	2	2	0	4	13	13	3-15	1	26	74
TORONTO	4	2	2	0	4	13	13	3-20	1	19	44

AT PITTSBURGH (1-1-0)

AT TORONTO (1-1-0)

Oct. 24 - TORONTO (POTVIN) 6 at Pittsburgh (Skudra) 4 WG - Kaberle

Oct. 26 - PITTSBURGH (SKUDRA) 2 at Toronto (Joseph) 0 WG - Lang

Dec. 21 - Pittsburgh (Barrasso) 1 at TORONTO (JOSEPH) 7 WG - Sundin

Skudra replaced Barrasso at 20:00

Jan. 28 - Toronto (Reese) 0 at PITTSBURGH (SKUDRA) 6 WG - Werenka

GOALS AND SHOTS BY PERIOD	1ST	2ND	3RD	OT	TOTAL
PITTSBURGH	4-40	4-36	5-41	--	13-117
TORONTO	5-34	4-36	4-32	--	13-102

GOALTENDERS	GP	MP	GF	GA	ENG	SO	AVG	SHOTS	SVPCT	W-L-T
Skudra (P)	4	217:29	12	10	1	2	2.76	93	.892	2-1-0
Barrasso (P)	1	20:00	1	2	0	0	6.00	8	.750	0-1-0
PITTSBURGH TOTALS	4	240:00	13	13	1	2	3.25	102	.873	2-2-0
Joseph (T)	2	118:51	7	3	0	0	1.51	50	.940	1-1-0
Potvin (T)	1	60:00	6	4	0	0	4.00	34	.882	1-0-0
Reese (T)	1	60:00	0	6	0	0	6.00	33	.818	0-1-0
TORONTO TOTALS	4	240:00	13	13	0	0	3.25	117	.889	2-2-0


POWER PLAY GOALS: PITTSBURGH (3 for 15) - Barnes, Jagr, Lang

TORONTO (3 for 20) - Berezin, King, Sundin

SHORT-HANDED GOALS: PITTSBURGH (1) - Jagr

TORONTO (1) - Johnson

PITTSBURGH	GP	G	A	PTS	PIM	SOG	+/-	TORONTO	GP	G	A	PTS	PIM	SOG	+/-
Jagr	4	2	6	8	4	13	1	Sundin	4	3	4	7	6	13	4
Straka	4	3	1	4	2	5	-1	Thomas	4	0	4	4	0	12	3
Hrdina	4	2	2	4	0	9	E	D. King	4	2	1	3	0	9	E
Barnes	4	1	1	2	4	13	-1	McCaughey	3	1	2	3	0	8	2
Dollas	4	1	1	2	6	2	E	Korolev	4	1	2	3	4	5	E
Lang	4	1	1	2	2	10	-4	Karpovtsev	4	0	3	3	6	3	5
Miller	4	1	1	2	0	5	2	Kaberle	4	1	1	2	0	2	-2
Kovalev	2	1	0	1	0	3	-1	Modin	4	1	1	2	0	2	1
Werenka	4	1	0	1	2	6	1	Smith	4	1	1	2	0	2	2
Ignatjev	1	0	1	1	0	2	E	Yushkevich	4	0	2	2	0	7	3
Sonnenberg	1	0	1	1	0	0	1	K. King	3	1	0	1	2	1	-2
Serowik	2	0	1	1	2	2	E	Berezin	4	1	0	1	0	12	-3
Siegr	3	0	1	1	2	9	2	Johnson	4	1	0	1	2	14	2
Hatcher	4	0	1	1	2	10	-2	Eakins	1	0	1	1	0	2	1
Moran	4	0	1	1	2	4	2	Valk	4	0	1	1	2	1	-1
Titov	4	0	1	1	6	8	-1	Berard	1	0	0	0	2	2	-1
Barrasso	1	0	0	0	0	0	-	Potvin	1	0	0	0	0	0	-
Galanov	1	0	0	0	0	2	-2	Reese	1	0	0	0	0	0	-
Kasparaitis	2	0	0	0	0	1	2	Warriner	1	0	0	0	0	0	-3
Lebeau	2	0	0	0	0	0	-1	Hendrickson	2	0	0	0	12	2	-1
Wilkinson	2	0	0	0	2	0	-1	Joseph	2	0	0	0	0	0	-
Wright	2	0	0	0	34	2	1	Domi	3	0	0	0	4	1	-1
Brown	3	0	0	0	2	4	-1	Markov	3	0	0	0	0	1	-2
Kesa	3	0	0	0	2	2	1	Sullivan	3	0	0	0	0	0	-2
Morozov	4	0	0	0	0	5	E	Cote	4	0	0	0	2	3	-6
Skudra	4	0	0	0	0	0	-	Bench						2	
TOTALS	4	13	20	33	74	117		TOTALS	4	13	23	36	44	102	



Mark Messier



All-Time NHL Record: 828-1133-345
1998-99 Record/Finish: 23-47-12; Fifth, Northwest Division
1999 Playoff Record: Did Not Qualify
1998-99 Top Scorer: Markus Naslund (36-30-66)
Stanley Cup Titles: None
All-Time Vancouver Scorer vs Pittsburgh: Don Lever (33gp, 17-17-34)
All-Time Pittsburgh Scorer vs Vancouver: Mario Lemieux (26gp, 25-34-59)
Longest Vancouver Win Streak vs Pittsburgh: 2, 5 times, last time - Jan. 7, 1989-Nov. 5, 1989
Longest Pittsburgh Win Streak vs Vancouver: 9, Mar. 5, 1991-Feb. 27, 1996
Longest Vancouver Undefeated Streak vs Pittsburgh: 4, Nov. 26, 1980-Mar. 17, 1981 (3-0-1)
Longest Pittsburgh Undefeated Streak vs Vancouver: 9, Mar. 5, 1991-Feb. 27, 1996 (9-0-0)
Last Pittsburgh Win at Home: Feb. 11, 1999 (6-5 OT) (0-0-0 since last win)
Last Vancouver Win at Home: Oct. 26, 1996 (2-1) (0-1 since last win)
Last Pittsburgh Win at Vancouver: Oct. 25, 1997 (3-2 OT) (0-0-1 since last win)
Last Vancouver Win at Pittsburgh: Jan. 7, 1989 (7-5) (0-9-1 since last win)
Most Goals by Pittsburgh vs Vancouver: 9, Oct. 6, 1976 (P, 9-5); Mar. 13, 1979 (P, 9-3); Feb. 15, 1986 (P, 9-4)
Most Goals by Vancouver vs Pittsburgh: 10, Dec. 19, 1980 (V, 10-4)
Most Goals by Both Teams: 14, four times, last time - Feb. 29, 1984 (V, 9-5)
Last Pittsburgh Shutout vs Vancouver: Jan. 23, 1987 (6-0) - Gilles Meloche and Roberto Romano
Last Vancouver Shutout vs Pittsburgh: Feb. 17, 1988 (5-0) - Kirk McLean
Last Pittsburgh Hat Trick vs Vancouver: Jan. 23, 1987 - Mario Lemieux
Last Vancouver Hat Trick vs Pittsburgh: Jan. 7, 1989 - Tony Tanti
Last Pittsburgh Trade with Vancouver: Mar. 20, 1996, Alek Stojanov to Pittsburgh for Markus Naslund
Overtime Record vs Pittsburgh: 0-3-4

Team Information

Location: General Motors Place, 800 Griffiths Way, Vancouver, B.C. V6B 6G1
Founded: 1970
Chairman and Governor: John E. McCaw, Jr.
Alternate Governor: Stanley B. McCammon
President and General Manager: Brian Burke
Head Coach: Marc Crawford
NHL Career Record (Seasons): 173-111-47 (5)
Assistant Coaches: Jack McIlhargey, Mike Johnston
Manager, Media Relations: Chris Brumwell
Medical Trainer: Mike Burnstein
Arena (Capacity): General Motors Place (18,422)
General Office Phone: (604) 899-4600
Starting Times of Games: M-F- 7:00; Sat.-Sun.-7:30
Team Colors: Deep Blue, Sky Blue, Deep Red, White and Silver
Radio: CKNW 980 AM
Commercial TV: VTV (Channel 9)
Cable TV: CTV Sportsnet (Channel 22)
Website: www.canucks.com

vs. Penguins

YEAR	REGULAR SEASON				GF-GA
	TOTAL	HOME	ROAD		
1970-71	4-1-1	3-0-0	1-1-1	24-15	
1971-72	4-2-0	2-1-0	2-1-0	21-20	
1972-73	3-2-0	2-1-0	1-1-0	18-14	
1973-74	4-1-0	2-0-0	2-1-0	27-16	
1974-75	3-1-0	2-0-0	1-1-0	18-15	
1975-76	2-1-1	1-0-1	1-1-0	16-15	
1976-77	2-1-1	1-0-1	1-1-0	16-10	
1977-78	1-2-1	1-1-0	0-1-1	16-16	
1978-79	3-1-0	1-1-0	2-0-0	24-16	
1979-80	2-1-1	1-0-1	1-1-0	13-12	
1980-81	0-3-1	0-1-1	0-2-0	13-23	
1981-82	2-0-1	1-0-0	1-0-1	13-10	
1982-83	1-2-0	1-1-0	0-1-0	10-17	
1983-84	1-2-0	0-1-0	1-1-0	12-14	
1984-85	2-1-0	2-0-0	0-1-0	17-14	
1985-86	2-1-0	1-0-0	1-1-0	18-11	
1986-87	1-0-2	0-0-2	1-0-0	11-5	
1987-88	1-2-0	1-0-0	0-2-0	10-14	
1988-89	2-1-0	1-1-0	1-0-0	14-12	
1989-90	1-2-0	1-0-0	0-2-0	10-13	
1990-91	1-1-1	1-0-1	0-1-0	9-7	
1991-92	2-0-0	1-0-0	1-0-0	11-6	
1992-93	2-0-0	1-0-0	1-0-0	10-3	
1993-94	2-0-0	1-0-0	1-0-0	8-5	
1994-95	DID NOT PLAY				
1995-96	2-0-0	1-0-0	1-0-0	15-9	
1996-97	1-1-0	1-0-0	0-1-0	7-6	
1997-98	2-0-0	1-0-0	1-0-0	10-8	
1998-99	1-0-1	1-0-0	0-0-1	8-7	
TOTAL	54-29-11	32-8-7	22-21-4	399-333	

1999-2000 Schedule
Mon., February 14 @ Pittsburgh - 7:30

1998-99	GP	W	L	T	PTS	GF	GA	PPG	SHG	PEN	PIM
PITTSBURGH	2	1	0	1	3	8	7	2-12	1	9	21
VANCOUVER	2	0	1	1	1	7	8	0-7	1	14	31

AT PITTSBURGH (1-0-0)

AT VANCOUVER (0-1-0)

Oct. 30 - Pittsburgh (Skudra) 2 at Vancouver (Snow) 2

Feb. 11 - Vancouver (Hirsch) 5 at PITTSBURGH (BARRASSO) 6

WG - Jagr at 1:21 of OT

Skudra replaced Barrasso at 20:00

GOALS AND SHOTS BY PERIOD	1ST	2ND	3RD	OT	TOTAL
PITTSBURGH	2-20	3-25	2-17	1-3	8-65
VANCOUVER	2-12	3-10	2-15	0-1	7-38

GOALTENDERS	GP	MP	GF	GA	ENG	SO	AVG	SHOTS	SVPCT	W-L-T
Skudra (P)	2	106:19	7	5	0	0	2.82	31	.839	1-0-1
Barrasso (P)	1	20:00	1	2	0	0	6.00	7	.714	0-0-0
PITTSBURGH TOTALS	2	126:21	8	7	0	0	3.32	38	.816	1-0-1
Snow (V)	1	65:00	2	2	0	0	1.85	25	.920	0-0-1
Hirsch (V)	1	61:21	5	6	0	0	5.87	40	.850	0-1-0
VANCOUVER TOTALS	2	126:21	7	8	0	0	3.80	65	.877	0-1-1

POWER PLAY GOALS: PITTSBURGH (2 for 12) - Jagr, Straka
 VANCOUVER (0 for 7)

SHORT-HANDED GOALS: PITTSBURGH (1) - Hatcher
 VANCOUVER (1) - Aucoin

PITTSBURGH	GP	G	A	PTS	PIM	SOG	+/-	VANCOUVER	GP	G	A	PTS	PIM	SOG	+/-
Jagr	2	3	1	4	2	16	-1	Naslund	2	3	0	3	4	5	3
Straka	2	2	2	4	2	7	1	Scatchard	2	0	3	3	2	1	2
Miller	2	1	2	3	2	4	1	Bertuzzi	2	1	1	2	2	5	1
Titov	2	0	3	3	0	3	-1	Mogilny	2	1	1	2	2	4	-2
Barnes	2	1	1	2	0	5	-1	McCabe	1	0	2	2	0	0	1
Hrdina	2	0	2	2	0	3	E	Aucoin	2	1	0	1	6	2	-1
Hatcher	2	1	0	1	2	6	2	Brashear	2	1	0	1	0	1	2
Kovalev	1	0	1	1	0	5	E	Robertsson	1	0	1	1	0	1	-1
Serowik	1	0	1	1	0	1	-1	Baron	2	0	1	1	4	0	2
Werenka	2	0	1	1	4	1	E	Convery	1	0	0	0	0	2	E
Barrasso	1	0	0	0	0	0	-	Gagner	1	0	0	0	0	1	-3
Brown	1	0	0	0	0	0	E	Hedican	1	0	0	0	0	1	E
Ignatjev	1	0	0	0	0	3	-1	Hirsch	1	0	0	0	0	0	-
Kasparaitis	1	0	0	0	2	0	E	Huscroft	1	0	0	0	0	2	E
Lebeau	1	0	0	0	0	1	E	Jovanovski	1	0	0	0	0	1	E
Siegr	1	0	0	0	0	2	4	Snow	1	0	0	0	0	0	-
Sonnenberg	1	0	0	0	0	1	E	Staios	1	0	0	0	7	1	E
Tamer	1	0	0	0	0	0	-1	York	1	0	0	0	0	2	-1
Wright	1	0	0	0	0	0	E	Zezel	1	0	0	0	0	0	E
Dollas	2	0	0	0	2	1	-1	Klatt	2	0	0	0	0	1	1
Galanov	2	0	0	0	0	0	-2	May	2	0	0	0	2	1	E
Kesa	2	0	0	0	5	0	-1	Messier	2	0	0	0	0	2	1
Lang	2	0	0	0	4	4	-	Muckalt	2	0	0	0	2	3	-2
Morozov	2	0	0	0	0	2	E	Ohlund	2	0	0	0	0	0	1
Skudra	2	0	0	0	0	0	-	Strudwick	2	0	0	0	0	2	E
TOTALS	2	8	14	22	21	65		TOTALS	2	7	9	16	31	38	



**Peter
Bondra**



All-Time NHL Record: 828-904-252

1998-99 Record/Finish: 31-45-6; Third, Southeast Division

1999 Playoff Record: Did Not Qualify

1998-99 Top Scorer: Peter Bondra (31-24-55)

Stanley Cup Titles: None

All-Time Washington Scorer vs Pittsburgh: Mike Gartner (60gp, 39-36-75)

All-Time Pittsburgh Scorer vs Washington: Mario Lemieux (55gp, 47-45-92)

Longest Washington Win Streak vs Pittsburgh: 9, Dec. 2, 1984-Nov. 20, 1985

Longest Pittsburgh Win Streak vs Washington: 7, Feb. 2, 1988-Nov. 30, 1988

Longest Washington Undeclared Streak vs Pittsburgh: 16, Oct. 25, 1983-Nov. 20-1985 (15-0-1)

Longest Pittsburgh Undeclared Streak vs Washington: 7, Feb. 2, 1988-Nov. 30, 1988 (7-0-0)

Last Pittsburgh Win at Home: Feb. 15, 1999 (7-3) (0-0 since last win)

Last Washington Win at Home: Feb. 28, 1999 (4-3) (0-0 since last win)

Last Pittsburgh Win at Washington: Dec. 26, 1997 (4-1) (0-2-1 since last win)

Last Washington Win at Pittsburgh: Nov. 12, 1997 (4-1) (0-2-1 since last win)

Most Goals by Pittsburgh vs Washington: 12, Mar. 15, 1975 (P, 12-1)

Most Goals by Washington vs Pittsburgh: 9, Mar. 1, 1984 (W, 9-1); Dec. 2, 1984 (W, 9-1)

Most Goals by Both Teams: 15, Oct. 11, 1988 (P, 8-7)

Last Pittsburgh Shutout vs Washington: Dec. 19, 1998 (3-0) - Tom Barrasso

Last Washington Shutout vs Pittsburgh: Oct. 29, 1991 (8-0) - Don Beaupre

Last Pittsburgh Hat Trick vs Washington: Nov. 25, 1998 - Stu Barnes

Last Washington Hat Trick vs Pittsburgh: Nov. 1, 1996 - Joe Juneau

Last Pittsburgh Trade with Washington: Mar. 12, 1985, Jim McGeough to Pittsburgh for Mark Taylor

Overtime Record vs Pittsburgh: 2-5-7

Team Information

Location: 601 F Street, NW, Washington, DC 20004

Founded: 1974

Owners: Ted Leonsis, Jonathan Ledecky

Governor and President: Dick Patrick

V.P./General Manager: George McPhee

Head Coach: Ron Wilson

NHL Career Record (Seasons): 191-220-49 (6)

Assistant Coaches: Tim Army and Tim Hunter

Vice President of Communications: Matt Williams

Director of Public Relations: Doug Hicks

Public Relations Assistant: Jesse Price

Head Trainer: Greg Smith

Arena (Capacity): MCI Center (19,740)

General Office Phone: (202) 661-5000

Starting Times of Games: 7:35pm

Team Colors: Blue, Bronze, Black and White

Radio: WTEM 570-AM

Commercial TV: WBDC-50-Television

Cable TV: Home Team Sports

Website: www.washingtoncaps.com

vs. Penguins

REGULAR SEASON

YEAR	TOTAL	HOME	ROAD	GF-GA
1974-75	5-1-0	3-0-0	2-1-0	36-13
1975-76	4-1-1	2-1-0	2-0-1	36-23
1976-77	1-4-1	1-2-0	0-2-1	16-22
1977-78	1-4-1	0-2-1	1-2-0	15-20
1978-79	4-3-1	2-1-1	2-2-0	32-28
1979-80	3-1-0	2-0-0	1-1-0	16-10
1980-81	2-1-1	0-1-1	2-0-0	18-14
1981-82	5-2-1	2-1-1	3-1-0	40-33
1982-83	1-5-1	1-2-0	0-3-1	23-36
1983-84	1-6-0	0-4-0	1-2-0	12-28
1984-85	0-6-1	0-2-1	0-4-0	20-44
1985-86	1-6-0	1-3-0	0-3-0	22-27
1986-87	4-3-0	3-0-0	1-3-0	30-26
1987-88	5-1-1	3-0-1	2-1-0	32-23
1988-89	4-3-0	2-1-0	2-2-0	31-35
1989-90	5-2-0	3-1-0	2-1-0	34-28
1990-91	4-2-1	2-1-0	2-1-1	29-26
1991-92	2-5-0	1-2-0	1-3-0	21-35
1992-93	5-1-1	3-0-0	2-1-1	32-22
1993-94	1-2-1	1-1-0	0-1-1	14-18
1994-95	2-2-0	1-1-0	1-1-0	10-11
1995-96	3-1-0	2-0-0	1-1-0	12-8
1996-97	3-1-0	2-0-0	1-1-0	14-11
1997-98	1-1-2	0-1-1	1-0-1	9-9
1998-99	2-2-0	2-0-0	0-2-0	17-12
TOTAL	69-66-14	39-27-7	30-39-7	571-562

1999-2000 Schedule
 Thu., December 9 @ Pittsburgh - 7:30
 Wed., December 29 @ Washington - 7:30
 Tue., January 1 @ Pittsburgh - 7:30
 Thu., March 30 @ Washington - 7:00

1998-99	GP	W	L	T	PTS	GF	GA	PPG	SHG	PEN	PIM
PITTSBURGH	4	2	2	0	4	17	12	6-17	1	16	35
WASHINGTON	4	2	2	0	4	12	17	2-13	0	21	53

AT PITTSBURGH (2-0-0)
 AT WASHINGTON (0-2-0)

Nov. 25 - Pittsburgh (Barrasso) 4 at WASHINGTON (KOLZIG) 5 WG - Bondra
 Dec. 19 - Washington (Kolzig) 0 at PITTSBURGH (BARRASSO) 3 WG - Jagr
 Feb. 15 - Washington (Kolzig) 3 at PITTSBURGH (SKUDRA) 7 WG - Titov
 Tabaracci replaced Kolzig at 26:17
 Feb. 28 - Pittsburgh (Barrasso) 3 at WASHINGTON (KOLZIG) 4 WG - Nikolishin

GOALS AND SHOTS BY PERIOD	1ST	2ND	3RD	OT	TOTAL
PITTSBURGH	3-28	7-31	7-33	---	17-92
WASHINGTON	2-36	6-37	4-40	---	12-113

GOALTENDERS	GP	MP	GF	GA	ENG	SO	AVG	SHOTS	SVPCT	W-L-T
Skudra (P)	1	59:46	7	3	0	0	3.01	32	.906	1-0-0
Barrasso (P)	3	178:23	10	9	0	1	3.03	81	.889	1-2-0
PITTSBURGH TOTALS	4	240:00	17	12	0	1	3.00	113	.894	2-2-0
Tabaracci (W)	1	33:38	2	2	0	0	3.57	7	.714	0-0-0
Kolzig (W)	4	206:17	10	15	0	0	4.36	85	.824	2-2-0
WASHINGTON TOTALS	4	240:00	12	17	0	0	4.25	92	.815	2-2-0

POWER PLAY GOALS: PITTSBURGH (6 for 175) - Barnes (3), Brown, Jagr, Kip Miller
 WASHINGTON (2 for 13) - Gonchar, Svejkovsky
SHORT-HANDED GOALS: PITTSBURGH (1) - Titov
HAT TRICKS: PITTSBURGH (1) - Barnes (Nov. 25)

PITTSBURGH	GP	G	A	PTS	PIM	SOG	+/-	WASHINGTON	GP	G	A	PTS	PIM	SOG	+/-
Jagr	4	2	7	9	2	11	-1	Oates	3	2	4	6	0	3	1
Titov	4	2	6	8	2	6	6	Bondra	4	3	2	5	2	18	2
Barnes	4	4	1	5	0	11	-1	Nikolishin	4	2	1	3	0	7	2
Straka	4	2	3	5	0	12	1	Simon	1	1	2	3	2	2	2
Brown	3	1	3	4	0	2	-1	Svejkovsky	2	1	2	3	0	5	-1
Morozov	4	2	1	3	4	9	3	Black	4	1	2	3	0	11	3
Kovalev	3	1	2	3	0	10	2	Juneau	4	1	1	2	0	2	-4
Kip Miller	4	1	1	2	0	4	-3	Klee	3	0	2	2	4	3	1
Kesa	3	0	2	2	0	2	E	Gonchar	3	1	0	1	2	8	E
Hatcher	4	0	2	2	0	3	-3	Witt	2	0	1	1	4	1	E
Slegr	3	1	0	1	7	4	-2	Johansson	4	0	1	1	2	11	2
Galanov	4	1	0	1	0	4	3	Konowalchuk	4	0	1	1	2	12	1
Lang	4	0	1	1	0	6	-1	Gratton	1	0	0	0	0	1	E
Serowik	1	0	0	0	2	0	-2	Lefebvre	1	0	0	0	0	1	-2
Skudra	1	0	0	0	0	0	-	Pivonka	1	0	0	0	0	1	E
Wilkinson	1	0	0	0	0	0	E	Poapst	1	0	0	0	0	0	E
Sonnenberg	2	0	0	0	0	1	E	Tabaracci	1	0	0	0	2	0	-
Barrasso	3	0	0	0	0	0	-	Berube	2	0	0	0	12	1	-1
Dollas	3	0	0	0	0	1	-2	Bulis	2	0	0	0	0	4	-1
Kasparaitis	3	0	0	0	8	0	3	Ciccone	2	0	0	0	0	5	-1
Moran	3	0	0	0	2	2	1	Hunter	2	0	0	0	0	1	1
Wright	3	0	0	0	0	0	E	Mironov	2	0	0	0	2	4	-2
Hrdina	4	0	0	0	2	2	-2	Bellows	3	0	0	0	2	4	-1
Werenka	4	0	0	0	4	2	3	Eagles	3	0	0	0	7	1	-1
Bench					2			Tinordi	3	0	0	0	4	2	3
								Zednik	3	0	0	0	0	2	-3
								Kolzig	4	0	0	0	2	0	-
								Kel. Miller	4	0	0	0	0	1	-2
								Reekie	4	0	0	0	4	2	-4
TOTALS	4	17	29	46	35	92		TOTALS	4	12	19	31	53	113	

LEADING SCORERS VS. PITTSBURGH 1967-1999

#	PLAYERS	TEAM(S)	GP	G	A	PTS	PIM	PP	SH	GW
1	GRETZKY, Wayne	Edm., LA, St.L., NYR	57	44	80	124	14	7	3	8
2	CLARKE, Bobby	Phi.	76	44	64	108	67	9	6	6
3	TROTTIER, Bryan	NYI	82	47	58	105	58	18	2	5
4	DIONNE, Marcel	Det., LA, NYR	82	41	62	103	40	8	2	4
5	LAFLEUR, Guy	Mtl., NYR, Que.	73	47	55	102	25	12	2	10
6	GARTNER, Mike	Wsh., Min., NYR, Tor., Pho.	94	56	45	101	110	22	2	6
7	MESSIER, Mark*	Edm., NYR, Van.	67	29	66	95	131	7	1	3
8	PERREAULT, Gilbert	Buf.	69	39	51	90	16	11	0	10
9	PARK, Brad	NYR, Bos., Det.	64	31	59	90	90	15	2	6
10	ESPOSITO, Phil	Bos., NYR	65	40	44	84	54	16	1	8
11	BOURQUE, Ray*	Bos.	70	21	63	84	61	8	3	3
12	SITTLER, Darryl	Tor., Phi., Det.	71	37	46	83	69	10	0	6
13	MULLER, Kirk*	NJ, Mtl., NYI, Tor., Fla.	77	27	52	79	120	16	0	4
14	RATELLE, Jean	NYR, Bos.	67	31	46	77	12	6	0	5
15	LAFONTAINE, Pat	NYI, Buf., NYR	67	37	39	76	30	17	1	3
16	RIDLEY, Mike	NYR, Wsh., Van.	62	33	43	76	37	14	0	3
17	BOSSY, Mike	NYI	53	42	31	73	12	17	0	9
18	STATSNY, Peter	Que., NJ	51	32	40	72	33	14	1	3
19	PROPP, Brian	Phi., Min., Hfd.	73	27	45	72	91	7	1	2
20	POTVIN, Denis	NYI	74	11	61	72	117	8	0	2
21	GORING, Butch	LA, NYI	80	34	37	71	12	9	6	3
22	MIKITA, Stan	Chi.	52	32	39	71	51	5	1	6
23	BUCYK, John	Bos.	54	15	56	71	6	3	0	2
24	HUNTER, Dale	Que., Wsh., Colo.	85	24	45	69	252	8	0	1
25	BARBER, Bill	Phi.	58	37	30	67	28	9	4	4
26	TONELLI, John	NYI, LA, Chi., Que.	63	25	42	67	46	6	3	4
27	MARUK, Denis	Cal., Cle., Min., Wsh.	57	32	34	66	74	8	1	1
28	McDONALD, Lanny	Tor., Cgy.	53	27	39	66	36	7	1	2
29	VERBEEK, Pat*	NJ, Hfd., NYR, Dal.	68	27	39	66	31	9	0	2
30	LEMAIRE, Jacques	Mtl.	63	27	38	65	6	6	2	7
31	SUTTER, Brent	NYI, Chi.	74	25	40	65	125	11	0	3
32	HOWE, Mark	Hfd., Phi., Det.	65	18	47	65	32	8	3	2
33	COURNOYER, Yvon	Mtl.	54	28	36	64	8	7	0	8
34	STEVENS, Scott*	Wsh., St.L., NJ	94	18	46	64	278	6	0	3
35	MAHOVLICH, Peter	Mtl.	51	24	38	62	45	4	1	5
36	KERR, Tim	Phi., NYR, Hfd.	54	31	30	61	76	14	0	6
37	SHUTT, Steve	Mtl.	58	28	33	61	28	6	0	2
38	TAYLOR, Dave	LA	51	18	43	61	64	5	0	3
39	MURPHY, Larry*	LA, Wsh., Min., Tor., Det.	63	17	44	61	34	7	0	3
40	ORR, Bobby	Bos., Chi.	40	20	40	60	80	7	0	2
41	ROBINSON, Larry	Mtl., LA	72	11	49	60	38	3	0	1

*Denotes active player

CATEGORY LEADERS

GAMES PLAYED		GOALS		ASSISTS		PENALTY MINUTES					
1	S. Stevens*	94	1	M. Gartner	47	1	W. Gretzky	80	1	S. Stevens*	278
	M. Gartner	94	2	B. Trottier	47	2	M. Messier*	66	2	D. Hunter	252
3	D. Hunter	83	3	G. Lafleur	47	3	B. Clarke	64	3	R. Tocchet*	236
4	B. Trottier	82	4	B. Clarke	44	4	R. Bourcque*	63	4	C. Nilan	195
	M. Dionne	82		W. Gretzky	44	5	M. Dionne	62	5	K. Daneyko*	184

TOP GOALTENDERS VS. PITTSBURGH (300 minute minimum)

GOALTENDER	TEAM(S)	GP	MP	GA	GAA	SO	W-L-T
1	WAKELY, Ernie	St. L	11	595	17	1.71	5 7-2-1
2	PARENT, Bernie	Tor., Phi.	36	2160	71	1.97	10 21-9-6
3	GAMBLE, Bruce	Phi., Tor.	15	882	27	2.04	5 7-3-3
4	EDWARDS, Roy	Det.	17	992	35	2.11	1 10-3-4
5	HALL, Glenn	St.L.	11	660	24	2.18	1 5-2-3
6	GIACOMIN, Ed	NYR, Det.	32	1900	74	2.33	7 20-7-4
7	CROZIER, Roger	Buf.	20	1055	42	2.39	1 10-1-6
8	RIGGIN, Pat	Atl., Cgy., Wsh., Bos.	14	840	34	2.43	2 9-2-3
9	PLANTE, Jacques	St. L	20	1107	45	2.44	1 10-6-3
10	CAREY, Jim*	Wsh., Bos.	10	604	25	2.48	0 3-6-1
11	CHEEVERS, Gerry	Bos.	25	1480	62	2.51	3 15-5-5
12	ROY, Patrick*	Mtl., Col.	33	1928	83	2.58	0 19-8-5
13	ESPOSITO, Phil	Chi.	48	2880	124	2.58	5 30-11-6
14	DRYDEN, Ken	Mtl.	21	1215	53	2.62	1 15-3-2
15	FROESE, Bob	Phi., NYR	26	1494	66	2.65	0 20-4-1

INDIVIDUAL CATEGORY LEADERS

GAMES PLAYED	WINS	SHUTOUTS	SAVE PERCENTAGE					
1	R. Vachon	64	1 B. Parent	10	1 E. Wakely	.937		
2	J. Vanbiesbrouck*	58	2 T. Esposito	30	2 R. Vachon	7	2 B. Parent	.935
3	T. Esposito	48	3 J. Vanbiesbrouck*	24	E. Giacomini	7	3 B. Gamble	.933
4	B. Smith	44	4 K. Hrudey	22	4 B. Gamble	5	4 G. Hall	.927
5	R. Hextall	41	5 B. Parent	21	C. Maniago	5	5 J. Plante	.922
			B. Smith	21	T. Esposito	5		
					E. Wakely	5		

(PLAYERS WHO PLAYED AGAINST PITTSBURGH IN 1998-99)

PLAYER	TEAM	GP	G	A	PTS	PIM	PLAYER	TEAM	GP	G	A	PTS	PIM
AALTO, Antti	Ana.	4	0	0	0	4	CARKNER, Terry	NYR, Que., Phi., Det., Fla	56	3	16	19	114
ADAMS, Greg	NJ, Van., Dal., Phx.	39	10	12	22	9	CARNEY, Keith	Buf., Chi., Phx.	13	1	1	2	16
ALBELIN, Tommy	Que., N.J., Cgy.	44	2	14	16	39	CARPENTER, Bob	Wsh., NYR, LA, Bos., NJ	78	23	37	60	70
ALFREDESSON, Daniel	Ott.	20	3	7	10	6	CARTER, Anson	Wsh., Bos.	12	3	4	7	0
ALLISON, Jamie	Cgy., Chi.	2	0	0	0	5	CASSELLS, Andrew	Mtl., Hfd., Cgy.	32	5	25	30	15
ALLISON, Jason	Wsh., Bos.	17	6	14	20	8	CHAMBERS, Shawn	Min., Wsh., TB, NY	27	1	10	11	32
AMONTE, Tony	NYR, Chi.	25	8	3	17	14	CHARA, Zdeno	NYI	5	0	0	0	4
ANDERSSON, Mikael	Buf., Hfd., TB, Phi.	31	2	7	9	2	CHASE, Kelly	StL, Hfd.	15	0	2	2	46
ANDREYCHUK, Dave	Buf., Tor., NJ	47	20	23	48	42	CHEBATURKIN, Vladimir	NYI	2	0	2	2	6
ARNOTT, Jason	Edm., NJ	15	8	9	17	16	CHELIOS, Chris	Mtl., Chi., Det.	30	6	21	27	66
ARVEDSON, Magnus	Ott.	9	4	2	6	6	CHORSKE, Tom	Mtl., NJ, Ott., NYI	35	2	7	9	16
ASHMA, Aaron	Mtl.	1	0	0	0	0	CICCARELLI, Dino	Min., Wsh., Det., TB, Fla	59	28	32	60	57
ATCHEYNUM, Blair	StL	4	0	1	1	2	CICCONO, Enrico	Wsh., TB, Chi., Car.	14	0	3	3	52
AUCOIN, Adrian	Van.	5	1	1	2	6	CLARK, Brett	Mtl.	6	0	0	0	2
AUDETTE, Donald	Buf.	30	10	4	14	14	CLARK, Wendel	Tor., Que., NYI, Det.	26	11	11	22	66
AXELSSON, Per Johan	Bos.	9	1	1	2	0	COFFEY, Paul	Edm., LA, Det., Hfd., Phi., Car.	36	10	28	38	18
BABYCH, Dave	Wpg., Hfd., Van., Phi.	35	4	17	21	45	CONROY, Craig	Mtl., StL	7	2	0	2	2
BANNISTER, Drew	TB, Edm.	4	1	0	1	2	CONVEY, Brandon	Van.	1	0	0	0	0
BARNES, Stu	Wpg., Fla., Buf.	16	3	5	8	6	CORKUM, Bob	Buf., Ana., Phi., Phx.	16	2	2	4	18
BARON, Murray	StL, Mtl., Phx., Van.	14	0	2	2	26	CORSON, Shayne	Edm. StL, Mtl.	35	10	16	26	33
BASSEN, Bob	NYI, Chi., StL., Que., Dal., Cgy.	34	4	2	6	33	COTE, Patrick	Nsh.	1	0	0	0	0
BAST, Ryan	Phi.	1	0	1	1	0	COTE, Sylvain	Hfd., Wsh., Tor.	47	4	8	12	30
BATES, Shawn	Bos.	3	1	1	2	0	CROSS, Cory	TB	21	0	3	3	28
BATTAGLIA, Jon	Car.	4	0	0	0	2	CROWE, Philip	Ott.	1	0	0	0	0
BAUMGARTNER, Ken	LA, NYI, Tor., Ana., Bos.	31	0	1	1	94	CROWLEY, Ted	NYI	1	0	0	0	0
BELLOWES, Brian	Min., Mtl., TB, Ana., Wsh.	48	18	17	35	27	CULLEN, Matt	Ana.	4	0	3	3	4
BERANEK, Josef	Phi., Van., Edm.	14	4	1	5	6	CULLIMORE, Jassen	Mtl, TB	11	0	2	2	6
BERARD, Bryan	NYI, Tor.	10	2	8	10	4	CUMMINS, Jim	Phi., TB, Chi., Phx.	8	1	2	3	6
BEREHOWSKY, Drake	Tor., Edm., Nsh.	6	0	1	1	4	CZERKAWSKI, Mariusz	Bos., Edm., NYI	17	6	6	12	0
BEREZIN, Sergei	Tor.	8	2	0	2	0	DACKELL, Andreas	Ott.	14	1	3	4	4
BERG, Bill	NYI, Tor., NYR, Ott.	32	5	9	14	14	DAIGLE, Alexander	Ott., Phi., TB	25	2	12	16	0
BERGEVIN, Marc	Chi., NYI, Hfd., TB, Det., StL	39	2	7	9	52	DAMPHOUSE, Vincent	Tor., Edm., Mtl.	50	15	29	44	42
BERTUZZI, Todd	NYI, Van.	11	3	6	9	8	DANDENAU, Mathieu	Det.	4	0	0	0	4
BERUBE, Craig	Phi., Tor., Cgy., Wsh.	44	4	2	6	87	DANEYKO, Ken	NJ	70	3	6	9	184
BEUKEBOOM, Jeff	Edm., NYR	40	0	7	7	131	DAVIDSON, Johan	Ana.	1	0	0	0	0
BLACK, James	Chi., Wsh.	8	1	3	4	0	DAWE, Jason	Buf., NYI, Mtl.	24	2	5	7	6
BLAKE, Rob	LA	16	2	5	7	12	DAZE, Eric	Chi.	6	1	3	4	0
BODDGER, Doug	Buf., S.J., NJ, LA	32	2	19	21	24	DEADMARSH, Adam	Que., Col.	12	5	7	12	13
BOMBADIR, Brad	NJ	5	1	1	2	2	DEAN, Kevin	NJ	14	0	3	3	8
BONDRA, Peter	Wsh.	41	15	16	31	42	DELMORE, Andy	Phi.	1	0	1	1	0
BONK, Radek	Ott.	23	4	5	9	16	DEMITRA, Pavol	Ott., StL	7	2	3	5	0
BONSIGNORE, Jason	TB	3	0	0	0	0	DESJARDINS, Eric	Mtl., Phi.	36	7	23	30	36
BORDELEAU, Sebastien	Mtl., Nsh.	9	2	2	4	2	DEVEREAUX, Boyd	Edm.	3	1	0	1	2
BOTTERILL, Jason	Dal.	2	0	0	0	0	DEVRIES, Greg	Edm., Col	4	1	1	2	2
BOUCHARD, Joel	Cgy., Nsh.	6	0	1	1	4	DIDUCK, Gerald	NYI, Mtl., Van., Hfd., Phx.	45	3	10	13	103
BOUGHNER, Bob	Buf., Nsh.	12	1	1	2	29	DIMAIO, Rob	NYI, TB, Phi., Bos.	25	4	3	7	17
BOURQUE, Ray	Bos.	70	21	63	84	61	DINEEN, Kevin	Hfd., Phi., Car.	43	10	19	29	113
BRASHEAR, Donald	Mtl., Van.	10	1	0	1	13	DOAN, Shane	Wpg., Phx.	5	0	0	0	12
BREWER, Eric	NYI	2	0	0	0	2	DOMENICHELLI, Hnat	Hfd., Cgy.	3	1	1	2	7
BRENNAN, Richard	NYR	3	1	0	1	2	DOMI, Tie	NYR, Wpg., Tor.	19	1	3	4	98
BRIND AMOUR, Rod	StL, Phi.	44	20	36	56	31	DONOVAN, Shean	SJ, Col.	8	0	2	2	15
BRISEBOIS, Patrice	Mtl.	28	2	13	16	47	DRAKE, Dallas	Det., Wpg., Phx.	9	1	4	5	0
BROWN, Brad	Chi.	1	0	0	0	6	DRAPER, Kris	Det.	8	0	0	0	6
BROWN, Curtis	Buf.	9	1	1	2	4	DRURY, Chris	Col	2	0	0	0	0
BROWN, Doug	NJ, Det.	36	8	12	20	--	DRURY, Ted	Hfd., Ott., Ana.	12	0	1	1	10
BROWN, Kevin	Hfd., Car., Edm.	3	1	0	1	0	DUBINSKY, Steve	Chi., Cgy	5	0	1	1	4
BROWN, Sean	Edm.	2	0	0	0	2	DUCHESNE, Steve	LA, Phi., Que., Ott., StL	36	8	14	22	20
BRUNET, Benoit	Mtl.	18	3	7	10	10	DUMONT, J. P.	Chi.	1	0	0	0	0
BRUNETTE, Andrew	Wsh., Nsh.	7	1	2	3	4	DVORAK, Radek	Phi.	16	5	8	13	8
BRYLUN, Sergei	NJ	9	2	2	4	6	DYKHUIS, Kari	Phi., TB	20	1	0	1	16
BUCHBERGER, Kelly	Edm.	21	3	1	4	30	DZIEDZIC, Joe	Phx.	1	0	0	0	0
BULIS, Jan	Wsh.	5	0	0	0	4	EAGLES, Mike	Que., Chi., Wpg., Wsh.	34	2	3	5	44
BURE, Pavel	Van., Fla.	11	7	2	9	6	EAKINS, Dallas	NYR, Fla., Tor.	5	0	1	1	2
BURE, Valeri	Mtl., Cgy	21	5	5	10	0	EASTWOOD, Mike	Tor., Wpg., Pho., NYR, STL	9	2	0	2	4
BUREAU, Marc	Cgy., Min., TB, Mtl., Phi.	30	2	4	6	13	ELIAS, Patrik	NJ	10	2	2	4	4
BURR, Shawn	Det., TB, SJ	31	5	14	19	42	ELLETT, Dave	Wpg., Tor., NJ, Bos.	42	2	16	18	75
BURT, Adam	Hfd., Car., Phi	38	2	6	8	78	EMERSON, Nelson	StL, Wpg., Hfd., Car.	23	8	11	19	8
BYLSMA, Dan	LA	5	0	0	0	0	ERIKSSON, Anders	Det.	2	0	1	1	0
CAMPBELL, Jim	StL	6	1	2	3	2	FALLOON, Pat	SJ, Phi., Ott., Edm.	20	4	7	11	0
CARBONNEAU, Guy	Mtl., Dal.	42	14	16	33	24	FATA, Rico	Cgy	1	0	0	0	0

CAREER SCORING VS. PITTSBURGH

PLAYER	TEAM	GP	G	A	PTS	PIM
FEDOROV, Sergei	Det	16	11	9	20	17
FEDYK, Brent	NYR	4	0	0	0	2
FERRARO, Peter	Bos.	2	1	0	1	0
FERRARO, Ray	Hfd., NYI, NYR, LA	44	17	21	38	56
FETISOV, Viacheslav	NJ, Det.	37	3	12	15	69
FITZGERALD, Tom	NYI, Fla., Nsh.	37	4	9	13	25
FLEURY, Theoren	Cgy.	21	10	18	28	28
FOOTE, Adam	Que., Col.	18	2	2	3	33
FORBES, Colin	Phi.	7	0	2	2	15
FORSBERG, Peter	Que., Col.	10	4	10	10	14
FRANCIS, Ron	Hfd, Car	32	14	31	45	19
FRASER, Scott	Edm.	3	0	1	1	4
FRIESEN, Jeff	SJ	7	2	4	6	6
GAGNER, Dave	NYR, Min., Dal., Tor., Cgy., Fla., Van	34	15	15	30	28
GALLEY, Garry	Phi., Buf., LA	54	9	28	37	77
GARDINER, Bruce	Ott.	12	1	3	4	21
GARPENLOV, Johan	SJ, Fla.	20	4	11	15	4
GAUTHIER, Denis	Cgy.	1	0	0	0	0
GAVEY, Aaron	TB, Cgy., Dal	10	1	1	2	10
GEUNAS, Martin	Edm., Que., Van., Car.	25	6	6	12	8
GILL, Hal	Bos.	10	0	1	1	8
GILL, Todd	Tor., S.J, Det	21	2	6	8	33
GILMOUR, Doug	St.L., Cgy., Tor., NJ, CI	39	15	32	47	46
GOLUBOVSKI, Yan	Det.	1	0	0	0	2
GONCHAR, Sergei	Wsh.	17	4	2	6	8
GRAND-PIERRE, J.L.	Buf.	1	0	0	0	2
GRATTON, Benoit	Wsh.	3	0	0	0	2
GRATTON, Chris	TB, Phi.	23	4	5	9	52
GRAVES, Adam	Det., Edm., NYR	47	16	16	32	83
GREEN, Travis	NYI, ANA	23	8	9	17	26
GREG, Mark	Phi	1	0	0	0	0
GRETZKY, Wayne	Edm., LA, St.L., NYR	57	44	80	124	14
GRIER, Mike	Edm.	6	2	2	4	2
GRIMSON, Stu	Chi., Ana., Det., Car	21	0	0	0	53
GROSEK, Michal	Buf.	17	2	2	4	19
GUERIN, Bill	NJ, Edm.	25	7	13	20	47
GUSAROV, Alexei	Que., Col.	23	1	7	8	12
GUSEV, Sergiy	Dal.	2	0	1	1	2
HALKO, Steven	Car.	3	0	0	0	2
HALLER, Kevin	Buf., Mtl., Phi., Hfd., Car., Ana	24	0	4	4	30
HAMRLIK, Roman	TB, Edm.	19	3	6	9	20
HANDZUS, Michal	STL	2	0	0	0	0
HANSON, Tavis	Phix	1	0	0	0	0
HARLOCK, David	NYI	5	0	1	1	4
HARVEY, Todd	Dal., NYR	7	2	4	6	4
HATCHER, Derian	Min., Dal.	13	1	4	5	12
HEDICAN, Bret	St.L., Van., Fla.	10	1	3	4	6
HEINZE, Steve	Bos.	31	10	7	17	44
HEJDUK, Milan	Col	2	2	1	3	0
HELMER, Bryan	STL	1	0	0	0	0
HENDRICKSON, Darby	NYI, Tor.	10	1	0	1	23
HEWARD, Jamie	Nsh.	1	0	0	0	0
HICKS, Alex	Ana, Fla.	5	0	1	1	24
HILL, Sean	Ana., Ott., Car.	28	1	3	4	20
HOGLUND, Jonas	Cgy., Mtl.	8	2	0	2	0
HOGUE, Benoit	Buf., NYI, Tor., Dal.	37	9	18	27	47
HOLIK, Bobby	TB					
HOLIK, Bobby	Hfd., NJ	35	7	10	17	34
HOLMSTROM, Tomas	Det.	5	0	1	1	4
HOLZINGER, Brian	Buf.	17	3	2	5	20
HOSSA, Marian	Ott.	3	0	3	3	2
HOUE, Eric	Mtl.	1	0	0	0	0
HOUGH, Mike	Que., Fla., NYI	33	5	9	14	8
HOULDER, Bill	Wsh, Buf., Ana., St.L., TB, SJ	19	0	4	4	6
HOUSLEY, Phil	Buf., Wpg., St.L, Cgy., Wsh.	46	13	24	37	14
HRKAC, Tony	St.L., Que., S.J., Chi., Edm, Dal.	3	2	0	2	0
HULL, Brett	Cgy., St.L	23	14	19	33	10
HULL, Jody	Ott., Fla., TB, Phi.	26	6	4	10	2
HULSE, Cale	Cgy.	6	0	3	3	10
HUNTER, Dale	Que., Wsh.	85	24	45	69	252
HUSCROFT, Jamie	NJ, Bos., Cgy., TB, Van.	14	0	1	1	27

PLAYER	TEAM	GP	G	A	PTS	PIM
IGINLA, Jarome	Cgy.	6	4	2	6	2
JANNEY, Craig	Bos., St.L., Phx., TB, NYI	24	5	16	21	4
JOHANSSON, Andreas	Ott.	2	1	0	1	0
JOHANSSON, Calle	Buf., Wsh.	53	6	17	23	20
JOHNSON, Craig	St.L., LA	5	0	1	1	2
JOHNSON, Eric	Det., Chi., Nsh.	6	2	0	2	6
JOHNSON, Matt	Phi.	3	0	0	0	7
JOHNSON, Mike	LA	7	2	1	3	2
JOKINEN, Olli	LA	3	0	0	0	0
JOMPHE, J.F.	Phx.	3	0	0	0	4
JONES, Keith	Wsh., Col, Phi	23	3	7	10	39
JONSSON, Kenny	Tor., NYI	14	3	9	12	4
JOVANOVSKI, Ed	Fla., Van.	16	2	2	4	28
JUNEAU, Joe	Bos., Wsh., Buf	25	7	12	19	10
KABERLE, Tomas	Tor.	4	1	1	2	0
KAMENSKY, Valeri	Que., Col.	16	8	14	22	19
KAPANEN, Sami	Hfd., Car.	16	6	4	10	2
KARIYA, Paul	Ana.	6	4	6	10	2
KARPA, Dave	Que., Ana., Car	12	1	2	3	41
KARPOVTSYEV, Alexander	NYR	19	1	13	14	14
KEANE, Mike	Mtl., Col., NYR, Dal	32	10	10	20	30
KECZMER, Dan	Cgy., Hfd., Dal.	9	0	0	0	6
KELLY, Steve	Edm, TB	4	0	1	1	4
KHRISTICH, Dmitri	Wsh., LA, Bos.	38	11	17	28	14
KING, Derek	NYI, Hfd., Tor.	51	21	24	45	41
KING, Kris	Det., NYR, Wpg., Phx., Tor.	35	3	3	6	12
KJELLBERG, Patrick	Nsh	2	0	2	2	0
KLATT, Trent	Min., Dal, Phi., Van	16	5	7	12	4
KLEE, Ken	Wsh.	16	4	2	6	16
KLEMEN, John	Col.	8	0	3	3	4
KNUBLE, Mike	Det.	7	0	1	1	4
KOIVU, Saku	Mtl.	18	8	12	20	26
KONOWALCHUK, Steve	Wsh.	23	2	7	9	24
KOROLEV, Igor	St.L., Wpg., Phx., Tor.	14	1	3	4	10
KOROLYUK, Alexander	SJ	2	0	0	0	2
KOVALENKO, Andrei	Que., Col., Mtl., Edm.	20	8	13	21	20
KOVOLEV, Alexei	NVR	22	10	7	17	22
KOZLOV, Viktor	S.J, Fla.	10	3	4	7	4
KOZLOV, Viacheslav	Det.	10	3	3	6	10
KRAVCHUK, Igor	Chi., Edm., St.L., Ott.	16	1	4	5	4
KRIVOKRASOV, Sergei	Chi., Nsh	7	2	6	6	2
KRON, Robert	Van., Hfd., Car.	34	11	13	24	6
KRUSE, Paul	Cgy., NYI, Buf	16	3	1	4	28
KUBINA, Pavel	TB	6	0	2	2	21
KVASHA, Oleg	Fla.	5	1	0	1	15
LaCHANCE, Scott	NYI	25	1	5	6	19
LACROIX, Eric	LA, Col, NYR	10	0	1	1	2
LAMBERT, Denny	Ana., Ott., Nsh	13	0	5	5	22
LANGDON, Darren	NYR	12	1	0	1	33
LANGENBRUNNER, Jamie	Dal.	7	2	0	2	6
LANGKOW, Daymond	TB, Phi.	13	3	2	5	9
LAPERIERE, Ian	NYR, LA	6	0	0	0	11
LAPORTE, Claude	Que., Cgy., NYI	26	8	13	21	22
LAPOINTE, Martin	Det.	7	2	1	3	6
LARIONOV, Igor	Van., S.J, Det.	19	4	10	14	4
LARAQUE, Georges	Edm.	1	0	0	0	2
LAUKKANEN, Janne	Que., Ott.	14	2	3	5	12
LAUS, Paul	Fla.	21	0	4	4	83
LAWRENCE, Mark	NYI	3	2	1	3	2
LECAVALIER, Vincent	TB	5	0	1	1	0
LeCLAIR, John	Mtl., Phi.	28	13	11	24	12
LEDYARD, Grant	NYR, LA, Wsh., Buf., Dal., Bos.	39	2	10	12	39
LEETCH, Brian	NYR	52	14	52	66	27
LEFEVRE, Patrice	Wsh.	1	0	0	0	0
LEFEVRE, Sylvain	Mtl., Tor., Que., Col.	23	1	10	11	12
LEHTINEN, Jere	Dal.	6	0	2	2	0
LEMIEUX, Claude	Mtl., NJ, Col.	48	21	23	44	62
LEROUX, Jean-Yves	Chi.	2	0	0	0	0
LESCHYSHYN, Curtis	Que., Col., Hfd., Car.	34	2	8	10	35
LETKOWSKI, Trevor	Phx.	2	1	0	1	0
LIDSTER, Doug	Van., NYR, Dal	33	5	14	19	17
LIDSTROM, Niklas	Det.	15	1	5	6	0
LINDEN, Trevor	Van., NYI	27	11	9	20	24

PLAYER	TEAM	GP	G	A	PTS	PIM	PLAYER	TEAM	GP	G	A	PTS	PIM
LINDGREN, Mats	Edm., NYI	6	1	1	2	2	NASREDDINE, Alain	Mtl.	1	0	0	0	2
LINDROS, Eric	Phi.	20	11	15	26	22	NAZAROV, Andrei	SJ, TB	5	0	0	0	24
LINDSAY, Bill	Que., Fla.	29	5	6	11	12	NECKAR, Stanislav	Ott., NYR	16	1	2	3	10
LOWRY, Dave	Van., St.L., Fla., SJ	29	4	6	10	44	NDUR, Rumun	NYR	2	0	0	0	0
LUDWIG, Craig	Mtl., NYI, Min., Dal.	38	0	8	8	24	NEDVED, Petr	Van., Stl, NYR	10	3	1	4	2
LUHNING, Warren	NYI	1	0	0	0	4	NEMCHINOV, Sergei	NYR, NYI, NJ	39	10	13	23	8
LUMME, Jyrki	Mtl., Van., Phx.	21	3	11	14	12	NIEDERMAYER, Rob	Fla.	21	6	8	14	22
MacDONALD, Craig	Car.	2	0	0	0	0	NIEDERMAYER, Scott	NJ	29	3	13	16	14
MacINNIS, Al	Cgy., St.L.	34	6	26	32	58	NIELSEN, Jeff	Ana.	3	0	0	0	0
MacLEAN, John	NJ, SJ, NYR	29	14	8	22	18	NIUWENDYK, Joe	Cgy., Dal.	23	13	11	24	10
MALAKHOV, Vladimir	NYI, Mtl.	33	6	19	25	22	NINIMAA, Janne	Phi., Edm	10	0	8	8	6
MALHOTRA, Manny	NYR	5	0	0	0	2	NIKOLISHIN, Andrei	Wsh.	16	4	8	12	10
MALIK, Marek	Car.	3	0	1	1	0	NOLAN, Owen	Que., Col, SJ	21	10	13	23	17
MALTBY, Kirk	Det.	6	0	0	0	2	NORDSTROM, Mattias	NYR, LA	7	0	0	0	4
MANDERVILLE, Kent	Tor., Edm., Hfd., Car.	16	0	1	1	0	NORTON, Jeff	NYI, SJ, Edm., TB	36	6	20	26	32
MANELUK, Mike	Phi	1	1	1	2	0	NUMMINEN, Teppo	Wpg., Phx.	21	1	5	6	4
MANDSON, Dave	Chi., Edm., Wpg., Phx., Mtl., Chi	28	3	8	11	98	NYLANDER, Michael	Hfd., Cgy.	11	2	8	10	6
MARCHANT, Todd	Edm.	9	0	1	1	4	GATES, Adam	Det., St.L., Bos., Wsh.	46	14	47	61	12
MARHA, Josef	Ana., Chi	2	0	0	0	2	GDELEIN, Lyle	Mtl., NJ	34	1	9	10	47
MARKOV, Daniel	Tor.	4	0	0	0	0	ODGERS, Jeff	SJ, Bos., Col.	16	0	1	1	29
MARLEAU, Patrick	SJ	3	1	2	3	0	ODJICK, Gino	Van., NYI	15	0	2	2	75
MARSHALL, Grant	Dal.	7	0	2	2	0	O'DONNELL, Sean	LA	8	0	1	1	11
MARSHALL, Jason	Ana.	6	0	0	0	10	OHLUND, Mattias	Van.	4	0	2	2	0
MARTINS, Steve	Car., Ott.	1	0	0	0	2	OLAUSSON, Fredrik	Win., Edm., Ana	24	8	9	17	14
MATHIEU, Marquis	Bos.	1	0	0	0	0	OLCZYK, Eddie	Tor., Wpg., NYR, LA, Chi.	34	6	15	21	54
MATTEAU, Stephane	Cgy., Chi., NYR, St.L., SJ	19	5	3	8	20	OLIVER, David	Ott.	1	0	0	0	0
MATVICHUK, Richard	Dal.	6	0	2	2	4	OLIWA, Krzysztof	NJ	6	0	1	1	16
MAY, Brad	Buf., Van	27	5	4	9	104	O'NEIL, Jeff	Hfd., Car.	19	6	4	10	10
McALPINE, Chris	SLL	4	0	1	1	2	ORSAGH, Vladimir	NYI	1	0	0	0	0
McAMMOND, Dean	Edm., Chi.	10	1	3	4	4	OZOLINSH, Sandis	SJ, Col.	9	0	7	7	6
McBAIN, Mike	TB	5	0	0	0	2	PALFY, Zigmund	NYI	18	12	13	25	6
McCABE, Bryan	NYI, Van.	12	2	3	5	29	PANDOLFO, Jay	NJ	8	0	2	2	0
McCARTHY, Sandy	Cgy., TB, Phi	26	1	2	3	70	PANKEWICZ, Greg	Cgy.	1	0	0	0	4
McCARTY, Darren	Det.	6	2	1	3	0	PARISH, Mark	Fla.	4	1	0	1	0
McCAULEY, Alyn	Tor.	4	1	2	3	0	PATRICK, James	NYR, Hfd., Cgy, Buf.	67	7	39	46	63
McCLEARY, Trent	Mtl.	2	0	0	0	0	PECA, Michael	Buf.	17	5	3	8	25
McEACHERN, Shawn	LA, Bos., Ott.	20	4	5	9	12	PEDERSON, Denis	NJ	11	0	0	0	11
McGILLIS, Daniel	Edm., Phi	7	1	1	2	13	PELLERIN, Scott	NJ, STL	10	0	4	4	10
McINNIS, Marty	NYI, Cgy., Ana	24	9	7	16	6	PERREAU, Yannick	LA	6	1	1	2	0
McKAY, Randy	Det., NJ	38	6	3	9	45	PERSSON, Richard	St.L.	1	0	0	0	2
McKEE, Jay	Buf.	11	0	2	2	2	PETERSON, Brent	TB	5	1	1	2	0
McKENZIE, Jim	Hfd., Dal., Wpg., Phx. Ana.	15	2	0	2	48	PETROWICKY, Robert	TB	1	0	0	0	0
McLAREN, Kyle	Bos.	10	1	2	3	8	PHILLIPS, Chris	Ott.	7	1	0	1	10
MELLANBY, Scott	Phi., Edm., Fla.	59	17	22	39	81	PICARD, Michel	STL	2	0	0	0	0
MERTZIG, Jan	NYR	1	0	0	0	0	PILON, Richard	NYI	10	1	1	2	46
MESSIER, Eric	Col.	3	0	0	0	4	PITLUCK, Lance	Ott.	16	0	1	1	26
MESSIER, Mark	Edm., NYR, Van.	67	29	66	95	131	PITTIS, Domenic	Buf.	1	0	0	0	2
MILLAR, Craig	Edm.	1	0	1	1	0	PIVONKA, Michal	Wsh.	62	15	30	45	40
MILLER, Aaron	Col.	4	0	0	0	0	PLANTE, Derek	Buf.	28	7	14	21	9
MILLER, Kelly	NYR, Wsh.	81	16	32	48	40	POAPST, Steve	Wsh.	1	0	0	0	0
MILLER, Kevin	NYR, Det., St.L., SJ, Chi.	20	6	5	11	9	PODEIN, Shjon	Edm., Phi., Col	21	3	5	8	16
MIRONOV, Boris	Wpg., Edm., Chi.	12	0	4	4	18	POPOVIC, Peter	Mtl.	24	1	1	2	6
MIRONOV, Dmitri	Tor., Ana., Wsh.	9	2	3	5	6	POTI, Tom	Edm.	1	0	0	0	4
MODANO, Mike	Min., Dal.	18	10	10	20	8	POULIN, Patrick	Hfd., Chi., TB, Mtl.	18	5	2	7	6
MODIN, Fredrik	Tor.	8	3	1	4	2	PRATT, Nolan	Car.	4	0	0	0	0
MOGER, Sandy	Bos., LA	10	2	3	5	5	PRIMEAU, Keith	Det., Hfd., Car.	24	7	7	14	43
MOGILNY, Alexander	Buf., Van.	23	12	13	25	26	PRIMEAU, Wayne	Buf.	14	2	0	2	2
MORRIS, Derek	Cgy.	4	0	1	1	6	PROBERT, Bob	Det., Chi	17	3	6	9	44
MORRISON, Brendan	NJ	6	2	2	4	0	PRONGER, Chris	Hfd., St.L.	17	2	9	11	42
MOVERS, Mark	Nsh.	2	0	0	0	0	PRONGER, Sean	NYR	3	0	1	1	2
MUCKALT, Bill	Van.	2	0	0	0	2	PROSPAL, Vaclav	Phi., Ott.	7	4	2	6	0
MUIR, Bryan	Chi.	1	0	1	1	0	PUSHOR, Jamie	Det., Ana.	5	0	2	2	0
MULLER, Kirk	NJ, Mtl., NYI, Tor., Fla.	77	27	52	79	120	QUINT, Deron	Phi	2	0	0	0	0
MURPHY, Gord	Phi., Bos., Fla.	52	7	14	21	54	QUINTAL, Stephane	Bos., St.L., Wpg., Mtl.	31	0	5	5	23
MURPHY, Joe	Det., Edm., Chi., St.L., SJ	20	4	11	15	27	RAGNARSSON, Marcus	SJ	4	0	0	0	0
MURPHY, Larry	LA, Wsh., Min., Tor., Det.	63	17	44	61	34	RANHEIM, Paul	Cgy., Hfd., Car.	25	5	4	9	10
MURRAY, Chris	Mtl., Car., Ott.	15	0	1	1	19	RATHJUE, Mike	SJ	1	0	0	0	2
MURRAY, Glen	Bos., LA	15	1	1	2	9	RATCHUK, Peter	Fla.	2	0	0	0	0
MURRAY, Rem	Edm.	4	1	1	2	2	RAY, Rob	Buf.	33	2	4	6	87
MURRAY, Rob	Phx.	2	1	1	2	0	RECCHI, Mark	Phi., Mtl.	33	12	21	34	18
MUSIL, Frank	Min., Cgy., Ott., Edm.	32	1	6	7	53	REDDEN, Wade	Ott.	9	1	2	3	7
NABOKOV, Dmitri	NYI	1	0	0	0	0	REEKIE, Joe	Buf., NYI, TB, Wsh.	37	2	3	5	4
NASLUND, Markus	Van.	6	4	1	5	6	REICHEL, Robert	Cgy., NYI	15	8	9	17	8
							REID, Dave	Tor., Bos., Dal.	35	8	12	20	14
							RENNBERG, Mikael	Phi., TB	16	6	7	13	18
							RHEAUME, Pascal	STL	2	0	0	0	2

CAREER SCORING VS. PITTSBURGH


PLAYER	TEAM	GP	G	A	PTS	PIM
RICCI, Mike	Phi., Que., Col., SJ	28	8	10	18	34
RICHARDSON, Luke	Tor., Edm., Phi	22	0	2	2	25
RICHER, Stephane	NJ, Mtl., TB	50	17	15	32	18
RICHTER, Barry	Bos., NYI	6	1	2	3	4
RIVERS, Jamie	St.L.	1	0	1	1	0
RIVET, Craig	Mtl.	7	0	1	1	24
ROBERTS, Gary	Car.	25	9	14	23	72
ROBERTSSON, Bert	Van	1	0	1	1	0
ROBITAILLE, Luc	LA, NYR	31	15	31	46	8
ROCHE, Dave	Cgy	1	0	0	0	0
ROENICK, Jeremy	Chi., Phx.	19	7	14	21	32
ROEST, Stacy	Det.	2	0	0	0	0
ROLSTON, Brian	NJ	15	1	4	5	4
RONNING, Cliff	St.L., Van., Phx., Nsh	19	6	9	15	4
ROSA, Pavel	LA	2	0	0	0	0
ROUSE, Bob	Min., Wash., Tor., Det.	38	1	9	10	38
RUCCHIN, Steve	Ana.	5	2	4	6	2
RUCINSKY, Martin	Que., Mtl.	23	7	8	15	14
RUCINSKY, Mike	Car.	2	0	0	0	0
RUCHE, Warren	LA, Col., Ana., Col	7	1	1	2	15
SACCO, Joe	Tor., Ana., NYI	13	4	3	7	6
SAKIC, Joe	Que., Col.	29	21	25	46	10
SALEI, Ruslan	Ana.	4	0	0	0	8
SALO, Sami	Ott	3	3	1	4	0
SAMSONOV, Sergei	Bos.	10	2	4	6	0
SAMUELSSON, Ulf	Hfd., NYR, Det.	30	2	17	19	46
SANDERSON, Geoff	Hfd., Buf	29	15	10	25	4
SANDSTROM, Tomas	NYR, LA, Det., Ana	47	22	31	53	90
SATAN, Miroslav	Edm., Buf	8	6	1	7	4
SAVAGE, Brian	Mtl.	15	3	1	4	2
SAVARO, Denis	Mtl., TB, Chi., NYR	51	21	41	62	81
SCATCHARD, Dave	Van	2	0	3	3	2
SCHNEIDER, Mathieu	NYR	5	0	3	3	4
SCHULTZ, Ray	NYI	1	0	0	0	0
SELANNE, Teemu	Wpg., Ana.	6	3	11	14	4
SELIVANOV, Alexander	TB, Edm.	14	4	7	11	8
SHANAHAN, Brendan	NJ, St.L., Hfd., Det.	37	18	15	33	88
SHANNON, Darryl	Tor., Wpg., Buf.	15	0	2	2	12
SHANTZ, Jeff	Chi., Cgy	8	3	2	5	2
SHARIFJANOV, Vadim	NJ	5	0	2	2	2
SHEPPARD, Ray	Buf., NYR, Det., S.J. Fla., Car	23	12	13	25	4
SILLINGER, Mike	Det., Ana., Van.	12	2	5	7	4
SIMON, Chris	Phi. TB					
SIMPSON, Reid	Que., Col., Wash.	11	1	4	5	31
SIMPSON, Todd	NJ, Chi.	6	1	0	1	12
SKOPINTSEV, Andrei	Cgy.	4	0	1	1	2
SLANEY, John	TB	3	0	0	0	2
SLOAN, Blake	Wsh., LA, Nsh	4	1	1	2	0
SMEHLIK, Richard	Dal	1	0	0	0	0
SMITH, Jason	Buf.	24	2	8	10	16
SMITH, Steve	NJ, Tor.	12	1	1	2	10
SMOLINSKI, Bryan	Cgy	22	1	9	10	80
SMYTH, Ryan	Bos., NYI	20	8	11	15	21
SOURAY, Sheldon	Edm.	5	2	2	4	4
SPACEK, Jaroslav	NJ	8	0	0	0	8
STAIOS, Steve	Fla	2	0	0	0	0
STAPLETON, Mike	Bos., Van.	3	0	1	1	9
STERN, Ronnie	Chi., Edm., Wpg., Phx.	11	2	3	5	19
STEVENS, Kevin	Van., Cgy., SJ	14	1	1	2	64
STEVENS, Scott	Bos., LA, NYR	9	3	2	5	10
STEVENSON, Turner	Wsh., St.L., NJ	90	17	43	60	278
STRUDWICK, Jason	Mtl.	18	5	2	7	17
STUMPEL, Jozef	Van.	2	0	0	0	0
STURM, Marco	Bos., LA	19	4	10	14	10
SULLIVAN, Mike	SJ	1	0	0	0	0
SULLIVAN, Steve	S.J. Cgy., Phx.	10	0	1	1	2
SUNDIN, Mats	NJ, Tor.	6	2	2	4	2
SUNDSTROM, Niklas	Que., Tor.	22	19	18	37	16
SUTTER, Ron	NYR	13	5	5	10	0
SUTTON, Andy	Phi., St.L., Que., NYI, Bos., SJ	55	21	19	40	76
SUTTON, Ken	SJ	1	0	0	0	0
SVEHLA, Robert	NJ	1	0	0	0	0
SVEJKOVSKY, Jaroslav	Fla.	14	0	10	10	22
SVOBODA, Petr	Wsh.	2	1	2	3	0
SWEENEY, Don	Mtl., Buf., Phi., TB	40	3	21	24	61
	Bos.	34	2	11	13	31

PLAYER	TEAM	GP	G	A	PTS	PIM
SYKORA, Michael	S.J. Chi., TB	6	0	3	3	4
SYKORA, Petr	NJ	10	3	4	7	0
TAMER, Chris	NYR	4	0	0	0	2
TAYLOR, Chris	Bos.	3	0	0	0	0
TAYLOR, Tim	Bos.	3	0	1	1	4
TERTYSHNY, Dmitri	Phi.	2	0	0	0	4
THERIEN, Chris	Phi.	16	3	1	4	24
THOMAS, Steve	Tor., Chi., NYI, NJ	42	17	21	38	59
THORNTON, Joe	Bos.	9	2	0	2	0
THORNTON, Scott	Tor., Edm., Mtl.	13	3	3	6	31
TIKKANEN, Esa	Edm., Van., NYR	31	8	14	22	46
TIMANDER, Mattias	Bos.	3	0	0	0	0
TIMONEN, Kimmo	Nsh	2	0	0	0	0
TINORDI, Marco	NYR, Min., Dal., Wsh., TB	29	0	5	5	30
TKACHUK, Keith	Wpg., Phx.	9	5	2	7	16
TOCCHET, Rick	Phx.	55	22	16	38	--
TRAVERSE, Patrick	Ott	3	0	1	1	4
TRNKA, Pavel	Ana.	2	0	0	0	2
TSYPLAKOV, Vladimir	LA	4	2	0	2	0
TUCKER, Darcy	Mtl., TB	10	2	4	6	21
TURGEON, Pierre	Buf., NYI, Mtl., St.L.	41	13	24	37	12
TVERDOVSKY, Oleg	Ana., Wpg., Phx.	8	0	6	6	0
TWIST, Tony	Que., St.L.	8	0	0	0	43
ULANOV, Igor	Wpg., Wsh., Chi., TB, I	13	0	3	3	21
VALK, Garry	Van, Ana, Tor	15	1	2	3	10
VAN ALLEN, Shaun	Ana., Ott	13	1	3	4	4
VAN IMPE, Darren	Ana., Bos.	6	0	1	1	2
VARADA, Vaclav	Buf.	6	0	3	3	8
VERBEEK, Pat	NJ, Hfd., NYR, Dal.	66	26	37	63	27
VISHEAU, Mark	LA	2	0	0	0	0
VOPAT, Roman	LA, Phi	3	1	0	1	2
WALKER, Scott	Van., Nsh	5	0	2	2	0
WARD, Aaron	Det.	4	0	1	1	2
WARD, Dixon	Van., Buf.	11	3	3	6	4
WARD, Ed	Cgy.	3	1	0	1	2
WARRENER, Rhett	Fla., Buf	10	0	2	2	12
WARRINER, Todd	Tor.	4	0	0	0	2
WATT, Mike	NYI	4	0	0	0	0
WEBB, Steve	NYI	6	0	0	0	24
WEIGHT, Doug	NYR, Edm.	16	3	6	9	6
WEINRICH, Eric	NJ, Hfd., Chi., Mtl	29	4	11	15	36
WESLEY, Glen	Bos., Hfd., Car.	42	4	18	22	46
WHITNEY, Ray	SJ, Fla	10	2	2	4	4
WIEMER, Jason	TB, Cgy	10	0	2	2	17
WILM, Clarke	Cgy	2	0	0	0	0
WILSON, Landon	Bos.	4	3	1	4	0
WITCHALL, Johan	NYR	1	0	0	0	0
WITT, Brendan	Wsh.	7	0	2	2	24
WOOLLEY, Jason	Fla	13	4	4	8	6
WORRELL, Peter	Fla	3	0	0	0	49
WRIGHT, Jamie	Dal	1	0	0	0	0
YACHMENEV, Vitali	Nsh	1	0	0	0	0
YAKE, Terry	St.L.	9	4	4	8	10
YASHIN, Alexei	Ott	23	5	12	17	2
YELLE, Stephane	Col.	6	0	0	0	4
YLONEN, Juha	Phx.	1	0	0	0	0
YORK, Harry	St.L., Van	3	0	0	0	0
YORK, Jason	Ana., Ott.	12	1	3	4	6
YOUNG, Scott	Hfd., Que., Col., St.L.	26	10	19	29	8
YUSHKEVICH, Dimitri	Phi., Tor.	20	3	6	9	12
YZERMAN, Steve	Det.	35	15	29	44	12
ZAMUNER, Rob	TB	18	7	4	11	12
ZELEPUKIN, Valeri	NJ, Phi	27	8	9	17	32
ZETTLER, Rob	Min., S.J. Phi., Tor.	15	0	2	2	42
	Nsh					
ZEZEL, Peter	Phi., St.L., Wsh., Tor., NJ, Van	42	9	26	35	21
ZHAMNOV, Alexei	Wpg., Chi	9	2	3	5	6
ZHITNIK, Alexei	LA, Buf.	22	3	12	15	28
ZHOLTOK, Sergei	Bos., Ott., Mtl	10	1	2	3	0
ZMOLEK, Doug	SJ, LA, Chi	5	0	1	1	14
ZUBOV, Sergei	NYR, Dal.	15	4	10	14	7
ZUBRUS, Dainius	Phi.	6	0	2	2	2

Career Goaltending vs. Pittsburgh
(active opponent goaltenders)

NAME	TEAM(S)	GP	MP	GA	SO	AVG	W-L-T
Belfour, Ed	Chi., Dal.	12	658	28	1	2.55	*7-3-1
Bergeron, J.C.	TB, LA	6	304	29	0	5.72	1-5-0
Bierk, Zac	TB	1	7	0	0	0.00	0-0-0
Billington, Craig	NJ, Ott., Bos., Col.	23	1220	78	1	3.84	6-10-2
Brodeur, Martin	NJ	20	1070	50	1	2.80	*8-8-3
Burke, Sean	NJ, Hfd., Car., Phi., Fla	37	2083	129	1	3.72	*14-16-5
Carey, Jim	Wsh., Bos.	10	604	25	0	2.48	3-6-1
Chabot, Frederic	Mtl	1	65	3	0	2.77	0-1-0*
Cloutier, Dan	NYR	2	125	3	0	1.44	*1-0-1
Cousineau, Marcel	Tor.	1	60	6	0	6.00	0-1-0
Dafoe, Byron	LA, Bos.	11	522	20	1	2.29	*5-3-1
Dunham, Mike	NJ	3	90	2	0	1.33	1-0-0
Esche, Robert	Phx	1	31	1	0	1.94	*0-0-0
Essensa, Bob	Wpg., Edm.	12	688	32	1	2.79	*4-5-1
Fichaud, Eric	NYI	4	209	13	0	3.73	0-3-0
Fiset, Stephane	Que., Col., LA	12	631	50	0	4.75	2-6-3
Fitzpatrick, Mark	LA, NYI, Fla., TB, Chi	21	1121	74	0	3.96	*7-11-1
Flaherty, Wade	NYI	2	60	2	0	2.00	1-0-0*
Fountain, Michael	Car.	1	60	4	0	4.00	0-1-0
Fuhr, Grant	Edm., Tor., Buf., St.L.	25	1325	81	0	3.67	*12-7-2
Garner, Tyrone	Cgy	1	60	5	0	5.00	*0-1-0
Hackett, Jeff	NYI, S.J, Chi., Mtl	10	551	29	0	3.16	*3-5-2
Hasek, Dominik	Chi., Buf.	27	1579	73	1	2.77	*10-13-4
Healy, Glenn	LA, NYI, NYR, Tor.	17	909	67	0	4.42	3-9-2
Hebert, Guy	St.L., Ana.	8	469	34	0	4.35	*2-4-1
Hirsch, Corey	NYR, Van.	3	161	12	0	4.47	*1-2-0
Irbe, Arturs	SJ, Dal., Car	10	546	36	0	3.96	*2-4-3
Jablonski, Pat	Car.	1	59	3	0	3.05	0-1-0
Joseph, Curtis	St.L., Edm., Tor	14	772	42	0	3.26	*6-6-2
Khabibulin, Nikolai	Wpg., Phx.	8	425	24	0	3.39	*2-4-2
Kidd, Trevor	Cgy., Car.	7	423	28	0	3.97	*1-5-1
Kolzig, Olaf	Wsh.	13	752	40	0	3.19	*5-6-2
McLean, Kirk	Van., Fla.	17	1026	74	1	4.33	*4-12-1
McLennan, Jamie	St. L.	1	53	2	0	2.26	0-1-0
Moss, Tyler	Cgy.	1	60	3	0	3.00	1-0-0
Muzzatti, Jason	Hfd.	4	173	15	0	5.20	0-1-1
O'Neil, Michael	Ana.	1	31	3	0	5.81	0-0-0
Osgood, Chirs	Det.	8	456	23	1	3.03	*2-5-1
Potvin, Felix	Tor.	8	456	32	0	4.21	*3-4-1
Puppa, Darren	Buf., TB	23	1037	65	1	3.76	*7-8-3
Ranford, Bill	Edm., Bos., TB	21	1183	87	0	4.41	*12-9-0
Reese, Jeff	Tor	1	60	6	0	6.00	*0-1-0
Rhodes, Damian	Tor., Ott.	14	739	38	1	3.09	*4-6-4
Richter, Mike	NYR	33	1855	105	1	3.39	*11-16-4
Roloson, Dwayne	Cgy.	1	60	4	0	4.00	0-1-0
Roy, Patrick	Mtl., Col.	33	1928	83	0	2.58	19-8-5
Salo, Tommy	NYI	10	567	26	0	2.75	*6-4-0
Schafer, Paxton	Bos.	1	0	0	0	0.00	0-0-0
Schwab, Corey	TB	5	218	14	0	3.85	*1-3-0
Shields, Steve	Buf., S.J	4	204	10	0	2.94	*1-1-1
Shtalenkov, Mikhail	Ana.	5	272	16	0	3.53	1-3-1
Snow, Garth	Phi., Van	6	308	19	0	3.70	*2-3-1
Storr, Jamie	LA	2	120	5	1	2.50	*1-1-0
Tabaracci, Rick	Wpg., Wsh., Cgy., TB	7	280	19	0	4.07	*1-3-0
Tallas, Robbie	Bos.	3	144	10	0	4.17	*0-2-0
Terreri, Chris	NJ, S.J, Chi.	29	1529	85	0	3.34	*11-13-1
Theodore, Jose	Mtl.	2	119	9	0	4.54	*0-2-0
Thibault, Jocelyn	Que., Col., Mtl., Chi	20	1038	56	1	3.24	9-4-4*
Trefilov, Andrei	Buf.	2	92	7	0	4.57	0-1-0
Tugnut, Ron	Que., Edm., Ott.	14	790	57	0	4.33	*2-10-1
Turek, Roman	Dal	1	65	2	0	1.85	*0-0-1
Vanbiesbrouck, John	NYR, Fla., Phi	58	3172	194	1	3.67	*24-22-5
Vernon, Mike	Cgy., Det., S.J	19	1095	68	0	3.73	10-7-1
Vokoun, Tomas	Nsh	2	128	4	0	1.88	*0-1-1
Wilkinson, Derek	TB	1	42	1	0	1.43	0-0-1
Wregget, Ken	Tor, Phi, Cgy	15	893	63	0	4.23	*7-8-0

* Played against Pittsburgh in 1998-99



Jaromir Jagr is one of 10 players from the Czech Republic on the Penguins roster.

The Pittsburgh Penguins roster of 59 players represents 10 different countries, led by Canada with 24, followed by the United States with 14 and the Czech Republic with 10. Following are the players and their representative countries:

CANADA (24) - Jean-Sebastien Aubin, Matthew Barnaby, Rob Brown, David Cameron, Sebastien Caron, Greg Crozier, Kurtis Drummond, Bob Errey, Andrew Ference, Dylan Gyori, Craig Hiller, Tom Kostopoulos, Alexandre Mathieu, Sandy Moger, Scott Myers, Alain O'Driscoll, Darcy Robinson, Joel Scherban, Gary Shuchuk, John Slaney, Martin Sonnenberg, Jeremy Van Hoof, Brad Werenka, Tyler Wright

UNITED STATES (14) - Craig Anderson, Tom Barrasso, Ed Bursich, Tom Chorske, Don Coyne, Casey Harris, Kevin Hatcher, Chris Kelleher, Steve Leach, Kip Miller, Ian Moran, Tom O'Connor, Jean-Paul Tessier, David Wilkie

CZECH REPUBLIC (10) - Jan Fadrny, Jan Hrdina, Jaromir Jagr, Milan Kraft, Robert Lang, Josef Melichar, Michal Rozsival, Pavel Skrbek, Jiri Slegr, Martin Straka

RUSSIA (5) - Alexei Kolkunov, Alexei Kovalev, Aleksey Morozov, Valentin Morozov, German Titov

GERMANY (1) - Sven Butenschon


LATVIA (1) - Peter Skudra

LITHUANIA (1) - Darius Kasparaitis

SLOVAKIA (1) - Robert Dome

SWEDEN (1) - Hans Jonsson

UKRAINE (1) - Boris Protsenko



Gary Inness

The 1998-99 season was unique in the history of the Pittsburgh Penguins.

The club filed for protection under Chapter 11 of the Federal Bankruptcy Code on Oct. 13, raising doubts about its immediate future, not to mention its long-term viability. But while those issues were being played out in U.S. Bankruptcy Court in the USX Tower, about two blocks from the Civic Arena, the Penguins were locking out those distractions in their 32nd season and going about the business of winning on the ice.

Against all odds, the Penguins won. Again. They went 38-30-14 for 90 points, recording their ninth straight winning season and securing their ninth straight playoff berth. Then they upset the top-seeded New Jersey Devils in a riveting seven-game series before falling to the Toronto Maple Leafs in six games in the Eastern Conference Semifinals.

Along the way, Jaromir Jagr won his second straight Art Ross Trophy as NHL scoring champion with 127 points and received the Hart Trophy as the league's Most Valuable Player.

It marked the seventh time in the past eight years that a Penguins player - either Jagr or Mario Lemieux - had claimed the NHL scoring championship. Indeed, this has been one of the dominant and most spectacular teams of the 1990s. The Penguins share the NHL lead for most championships in this decade with two Stanley Cups and five division titles, and they have posted the league's second-best regular-season record since 1990, trailing only the Detroit Red Wings.

It wasn't always that way - the Penguins struggled plenty in the early years - but it's always been interesting here in Pittsburgh.

The Penguins entered the NHL as part of a massive expansion effort in 1967, joining fellow newcomers Philadelphia, St. Louis, Minnesota, Los Angeles and Oakland as the NHL expanded from six to 12 teams. The franchise fee at the time was \$2 million. The Penguins played their first game on Oct. 11, 1967 at the Civic Arena, losing to the Montreal Canadiens, 2-1, before a crowd of 9,307.

The Penguins missed the playoffs in their first two seasons but qualified for the first time in 1969-70, sweeping Oakland in the first round before falling to rival St. Louis in the Stanley Cup semifinals. Tragedy touched the team that spring when sparkling rookie centerman Michel Briere was involved in a car accident and lapsed into a coma. He died 11 months later.

The Penguins' best season of the "early years" came in 1974-75, when, despite some off-ice financial woes, they went 37-28-15 for 89 points. Led by Jean Pronovost, Syl Apps, Ron Schock and a dynamic rookie named Pierre Larouche, the Penguins whipped the St. Louis Blues in the first round of the playoffs and led the New York Islanders, three games to none, in the best-of-seven second round. But, incredibly, the Penguins became only the second club in NHL history to fritter away a three-game lead in a seven-game series, and the Islanders came back to eliminate them with four straight wins. The Penguins declared bankruptcy that summer.

An ownership group led by Ohio businessman Al Savill rescued the team for several seasons before giving way to Edward J. DeBartolo of nearby Youngstown. DeBartolo purchased a third of the

club in 1977 and became the owner on April 5, 1978.

Some moderate playoff success followed under DeBartolo, but things got worse before they got better. The Penguins finished last in the overall standings in both 1982-83 and 1983-84, and it was not until they selected a lanky 18-year old from French Canada with the first pick of the 1984 draft that the outlook began to brighten.

Mario Lemieux scored 100 points as a teen-aged rookie in 1984-85 and showed tantalizing flashes of the pure brilliance to come. He won his first NHL scoring championship and his first MVP award in 1987-88. Another major step forward came in December, 1989, when DeBartolo hired Craig Patrick as general manager of the club. In all, it took seven seasons, several coaching changes, much angst and a slew of personnel moves, but Lemieux finally led the Penguins to the promised land by winning the Stanley Cup in 1990-91.

That team had a cast of shimmering stars - Ron Francis, Paul Coffey, Tom Barrasso, Mark Recchi, Kevin Stevens, Joe Mullen, Larry Murphy, Ulf Samuelsson and Bryan Trottier - and a core of solid role players. It was prodded to excellence by the vast experience and raw exuberance of legendary coach "Badger" Bob Johnson. It lost the first game of each of its playoff series that season, yet showed the heart and resiliency to battle back every time. By the final night of the playoffs, when the Penguins crushed Minnesota, 8-0, this clearly was the best team in all of hockey.

Heartbreak followed when Johnson was stricken with brain cancer over the summer and died in November, 1992. But the Penguins persevered, honoring his memory by claiming a second straight Stanley Cup under another legendary coach, Scotty Bowman. Lemieux won the Conn Smythe Trophy as playoff MVP for the second straight year as the Penguins swept Chicago in the finals.

Lemieux & Co. absolutely dominated the league during the next regular season, 1992-93, setting club records for wins and points by going 56-21-7 for 119 points and finishing first in the overall standings. Lemieux was diagnosed with Hodgkin's disease in January and missed about two months while undergoing radiation treatments, but he stormed back to win the scoring championship. Late in the regular season, the Penguins set an NHL record with 17 consecutive victories.

But a stunning thing happened on the way to a third straight Cup; the upstart New York Islanders upset the Penguins in seven games in the second round of the playoffs, recording the decisive victory in overtime at the Civic Arena.

The Penguins have reached the playoffs every year since then - and nine straight seasons in all. They advanced to the Eastern Conference finals in 1996, losing to the Florida Panthers in seven games.

Lemieux retired after the 1996-97 season, and Ron Francis was lost to free agency following the 1997-98 campaign, but the Penguins have continued to be one of the league's most competitive teams. Young coach Kevin Constantine, who came in after Lemieux retired, has led the team to a record of 78-54-32 over the past two seasons. And Jagr, now a three-time scoring champion, has established himself as the best and most exciting player in the league.

PENS IN THE 90's

1990-1999

Rank	Team	GP	W	L	T	PTS	PCT
1	Detroit	704	390	226	88	868	.616
2	PITTSBURGH	704	374	248	82	830	.589
3	New Jersey	704	356	247	101	813	.577
4	Boston	704	344	267	93	781	.555
5	St. Louis	704	338	269	97	773	.549
6	Philadelphia	704	333	269	102	768	.545
7	Chicago	704	328	275	101	757	.538
8	NY Rangers	704	331	280	93	755	.536
9	Dallas	704	328	280	96	752	.534
10	Montreal	704	327	279	98	752	.534
11	Colorado/Quebec	704	326	283	95	747	.531
12	Washington	704	329	297	78	736	.523
13	Buffalo	704	311	283	110	732	.520
14	Calgary	704	308	298	98	714	.507
15	Florida	460	183	192	85	451	.490
16	Toronto	704	300	319	85	685	.487
17	Vancouver	704	290	321	93	673	.478
18	Los Angeles	704	285	319	100	670	.476
19	Phoenix/Winnipeg	704	287	331	86	660	.469
20	Anaheim	460	181	222	57	419	.455
21	Edmonton	704	275	348	81	631	.448
22	Carolina/Hartford	704	262	352	90	614	.436
23	NY Islanders	704	255	361	88	598	.425
24	Nashville	82	28	47	7	63	.384
25	Tampa Bay	544	176	306	62	414	.381
26	San Jose	624	192	362	70	454	.364
27	Ottawa	544	160	316	68	388	.357

Most Consecutive Winning Seasons

1	PITTSBURGH	9
2	Detroit	8
	New Jersey	8
4	Colorado/Quebec	5
	Philadelphia	5

Most Consecutive Playoff Appearances

1	St. Louis	20
2	PITTSBURGH	9
	Detroit	9
4	Colorado/Quebec	5
	Philadelphia	5

Most Division Titles - 1990s

1	PITTSBURGH	5
	Colorado/Quebec	5
	Detroit	5
4	Dallas	3
	New Jersey	3

YEAR-BY-YEAR RECORD

OVERALL

Season	GP	W	L	T	PTS	GF	GA	FINISHED	PLAYOFF RESULT
1967-68	74	27	34	13	67	195	216	5th, West Division	Out of Playoffs
1968-69	76	20	45	11	51	189	252	5th, West Division	Out of Playoffs
1969-70	76	26	38	12	64	182	238	2nd, West Division	Lost Semifinal
1970-71	78	21	37	20	62	221	240	6th, West Division	Out of Playoffs
1971-72	78	26	38	14	66	220	258	4th, West Division	Lost Quarterfinal
1972-73	78	32	37	9	73	257	265	5th, West Division	Out of Playoffs
1973-74	78	28	41	9	65	242	273	5th, West Division	Out of Playoffs
1974-75	80	37	28	15	89	326	289	3rd, Norris Division	Lost Quarterfinal
1975-76	80	35	33	12	82	339	303	3rd, Norris Division	Lost Preliminary Round
1976-77	80	34	33	13	81	240	252	3rd, Norris Division	Lost Preliminary Round
1977-78	80	25	37	18	68	254	321	4th, Norris Division	Out of Playoffs
1978-79	80	36	31	13	85	281	279	2nd, Norris Division	Lost Quarterfinal
1979-80	80	30	37	13	73	251	303	3rd, Norris Division	Lost Preliminary Round
1980-81	80	30	37	13	73	302	345	3rd, Norris Division	Lost Preliminary Round
1981-82	80	31	36	13	75	310	337	4th, Patrick Division	Lost Division Semifinal
1982-83	80	18	53	9	45	257	394	6th, Patrick Division	Out of Playoffs
1983-84	80	16	58	6	38	254	390	6th, Patrick Division	Out of Playoffs
1984-85	80	24	51	5	53	276	385	6th, Patrick Division	Out of Playoffs
1985-86	80	34	38	8	76	313	305	5th, Patrick Division	Out of Playoffs
1986-87	80	30	38	12	72	297	290	5th, Patrick Division	Out of Playoffs
1987-88	80	36	35	9	81	319	316	6th, Patrick Division	Out of Playoffs
1988-89	80	40	33	7	87	347	349	2nd, Patrick Division	Lost Division Final
1989-90	80	32	40	8	72	318	359	5th, Patrick Division	Out of Playoffs
1990-91	80	41	33	6	88	342	305	1st, Patrick Division	Won Stanley Cup
1991-92	80	39	32	9	87	343	308	3rd, Patrick Division	Won Stanley Cup
1992-93	84	56	21	7	119	367	268	1st, Patrick Division	Lost Division Final
1993-94	84	44	27	13	101	299	285	1st, Northeast Division	Lost Conference Quarterfinal
1994-95	48	29	16	3	61	181	158	2nd, Northeast Division	Lost Conference Semifinal
1995-96	82	49	29	4	102	362	284	1st, Northeast Division	Lost Conference Championship
1996-97	82	38	36	8	84	285	280	2nd, Northeast Division	Lost Conference Quarterfinal
1997-98	82	40	24	18	98	228	188	1st, Northeast Division	Lost Conference Quarterfinal
1998-99	82	38	30	14	90	242	225	3rd, Atlantic Division	Lost Conference Semifinal

HOME

Season	GP	W	L	T	PTS	GP	W	L	T	PTS
1967-68	37	15	12	10	40	37	12	22	3	27
1968-69	38	12	20	6	30	38	8	25	5	21
1969-70	38	17	13	8	42	38	9	25	4	22
1970-71	39	18	12	9	45	39	3	25	11	17
1971-72	39	18	15	6	42	39	8	23	8	24
1972-73	39	24	11	4	52	39	8	26	5	21
1973-74	39	15	18	6	36	39	13	23	3	29
1974-75	40	25	5	10	60	40	12	23	5	29
1975-76	40	23	11	6	52	40	12	22	6	30
1976-77	40	22	12	6	50	40	12	21	7	31
1977-78	40	16	15	9	41	40	9	22	9	27
1978-79	40	23	12	5	51	40	13	19	8	34
1979-80	40	20	13	7	47	40	10	24	6	26
1980-81	40	21	16	3	45	40	9	21	10	28
1981-82	40	21	11	8	50	40	10	25	5	25
1982-83	40	14	22	4	32	40	4	31	5	13
1983-84	40	7	29	4	18	40	9	29	2	20
1984-85	40	17	20	3	37	40	7	31	2	16
1985-86	40	20	15	5	45	40	14	23	3	31
1986-87	40	19	15	6	44	40	11	23	6	28
1987-88	40	22	12	6	50	40	14	23	3	31
1988-89	40	24	13	3	51	40	16	20	4	36
1989-90	40	22	15	3	47	40	10	25	5	25
1990-91	40	25	12	3	53	40	16	21	3	35
1991-92	40	21	13	6	48	40	18	19	3	39
1992-93	42	32	6	4	68	42	24	15	3	51
1993-94	42	25	9	8	58	42	19	18	5	43
1994-95	24	18	5	1	37	24	11	11	2	24
1995-96	41	32	9	0	64	41	17	20	4	38
1996-97	41	25	11	5	55	41	13	25	3	29
1997-98	41	21	10	10	52	41	19	14	8	46
1998-99	41	21	10	10	52	41	17	20	4	38

ROAD

Season	GP	W	L	T	PTS	GP	W	L	T	PTS
1967-68	37	15	12	10	40	37	12	22	3	27
1968-69	38	12	20	6	30	38	8	25	5	21
1969-70	38	17	13	8	42	38	9	25	4	22
1970-71	39	18	12	9	45	39	3	25	11	17
1971-72	39	18	15	6	42	39	8	23	8	24
1972-73	39	24	11	4	52	39	8	26	5	21
1973-74	39	15	18	6	36	39	13	23	3	29
1974-75	40	25	5	10	60	40	12	23	5	29
1975-76	40	23	11	6	52	40	12	22	6	30
1976-77	40	22	12	6	50	40	12	21	7	31
1977-78	40	16	15	9	41	40	9	22	9	27
1978-79	40	23	12	5	51	40	13	19	8	34
1979-80	40	20	13	7	47	40	10	24	6	26
1980-81	40	21	16	3	45	40	9	21	10	28
1981-82	40	21	11	8	50	40	10	25	5	25
1982-83	40	14	22	4	32	40	4	31	5	13
1983-84	40	7	29	4	18	40	9	29	2	20
1984-85	40	17	20	3	37	40	7	31	2	16
1985-86	40	20	15	5	45	40	14	23	3	31
1986-87	40	19	15	6	44	40	11	23	6	28
1987-88	40	22	12	6	50	40	14	23	3	31
1988-89	40	24	13	3	51	40	16	20	4	36
1989-90	40	22	15	3	47	40	10	25	5	25
1990-91	40	25	12	3	53	40	16	21	3	35
1991-92	40	21	13	6	48	40	18	19	3	39
1992-93	42	32	6	4	68	42	24	15	3	51
1993-94	42	25	9	8	58	42	19	18	5	43
1994-95	24	18	5	1	37	24	11	11	2	24
1995-96	41	32	9	0	64	41	17	20	4	38
1996-97	41	25	11	5	55	41	13	25	3	29
1997-98	41	21	10	10	52	41	19	14	8	46
1998-99	41	21	10	10	52	41	17	20	4	38

Player	Seasons	Pos/#	GP	REGULAR SEASON			PIM	GP	PLAYOFF			PIM
				G	A	PTS			G	A	PTS	
AHOLA, Peter Acquired from Los Angeles for Jeff Chychrun, November, 1992. Traded to San Jose for future considerations, February 1993.	1992-93	D-6	22	0	1	1	14	-	-	-	-	
AITKEN, Brad Selected in the third round of the NHL Entry Draft (Sault Ste. Marie, OHL), June 1986. Traded to Edmonton Oilers for Kim Issel, March 1991.	1987-88/90-91	LW-17/35	11	1	2	3	25	-	-	-	-	
ALLEN, Peter Signed as a free agent, August 1995. Signed as a free agent by San Jose Sharks, August 1997.	1995-96	D-38	8	0	0	0	8	-	-	-	-	
ANDERSON, Russ Selected in the second round of the NHL Entry Draft (University of Minnesota, WCHA), June 1975. Traded with an eighth round choice in the 1983 Entry Draft to Hartford Whalers for Rick MacLesh, December 1981.	1976-82	D-7	353	15	77	92	684	10	0	3	28	
ANDREA, Paul Acquired with Dunc McCallum and George Konik from New York Rangers for Larry Jeffery, June 1967. Drafted by Oakland Seals in Intra-League Draft, June 1970.	1967-69	RW-22	91	18	27	45	4	-	-	-	-	
ANDRUSAK, Greg Selected in fifth round of NHL Entry Draft (U. Minnesota-Duluth, WCHA), June 1985 Signed as a free agent, March 1999. Signed as a free agent, by Toronto Maple Leafs, July 1999.	1993-96/99	D-4/36/37/49	19	0	5	5	12	12	1	0	1	
ANGOTTI, Lou Acquired from Philadelphia Flyers in a three-way deal with St. Louis Blues, with Pittsburgh sending Ab McDonald to St. Louis, June 1968. Traded with first round draft choice in 1971 Amateur Draft to St. Louis for Ron Schock and Craig Cameron, June 1969.	1968-69	C-7	71	17	20	37	36	-	-	-	-	
ANTOSKI, Shawn Signed as a free agent, July 1996. Traded to Anaheim with Dmitri Miranov for Alex Hicks and Fredrik Olausson, November 1996.	1996	LW-11	13	0	0	0	49	-	-	-	-	
APPS, Syl Acquired with Sheldon Kannegiesser from New York Rangers for Gian Sather, January 1971. Traded with Hartland Monahan to Los Angeles Kings for Gene Carr, Dave Schultz and a fourth round choice in the 1978 NHL Amateur Draft, November 1977.	1970-78	C-26	495	151	349	500	241	19	4	4	8	
ARBOUR, John Purchased with Jean Pronovost from Boston Bruins, May 1968. Sold to Vancouver Canucks, June 1970.	1968-69	D-3	17	0	2	2	35	-	-	-	-	
ARNASON, Chuck Acquired with Bob Paradise from Atlanta Flames, January 1974. Traded with Steve Durban and a first round choice in the 1976 NHL Amateur Draft to Kansas City Scouts for Simon Nolez, Ed Gilbert and a first round choice in 1976 NHL Amateur Draft, January 1976.	1973-76	RW-9	149	47	42	89	32	9	2	4	6	
AUBIN, Jean-Sebastien Selected in the third round of NHL Entry Draft (Sherbrooke, QMJHL), June 1995.	1998-99	G-30	17	0	0	0	0	-	-	-	-	
AWREY, Don Acquired from Montreal Canadiens for a third round choice in 1978 NHL Amateur Draft and future considerations, August 1976. Negotiating rights traded to Washington Capitals for Bob Paradise, October 1977.	1976-77	D-24	79	1	12	13	40	3	0	1	1	
BABYCH, Wayne Claimed in NHL Waiver Draft from St. Louis Blues, October 1984. Traded to Quebec Nordiques for future considerations, October 1985.	1984-86	RW-10/26	67	20	34	54	76	-	-	-	-	
BARNABY, Matthew Acquired from Buffalo Sabres for Stu Barnes, March 1999.	1999	RW-36	18	2	2	4	34	13	0	0	35	
BARNES, Stu Acquired from Florida Panthers with Jason Welis, November 1996. Traded to Buffalo Sabres for Matthew Barnaby, March 1999.	1996-99	C-14	204	67	69	136	66	11	3	4	7	
BARRASSO, Tom Acquired with a third round choice in 1990 Entry Draft from Buffalo Sabres for Doug Bodger and Darrin Shannon, November 1988.	1988-99	G-51/35	440	0	31	31	245	101	0	7	7	
BARRIE, Doug Purchased from Detroit Red Wings, October 1968. Selected in NHL Expansion Draft by Buffalo Sabres, June 1970.	1968-69	D-23	8	1	1	2	8	-	-	-	-	
BARRIE, Len Signed as a free agent, August 1994. Released, July 1996.	1994-96	C-9	53	3	11	14	84	4	1	0	1	
BASSEN, Hank Acquired from Detroit Red Wings for Roy Edwards, September 1967. Retired, August 1968.	1967-68	G-1	25	0	0	0	8	-	-	-	-	
BATHGATE, Andy Claimed from Detroit Red Wings in NHL Expansion Draft, June 1967. Loaned to Vancouver Canucks (WHL), September 1968.	1967-68/70-71	RW-9	150	35	68	103	89	-	-	-	-	
BAXTER, Paul Signed as a free agent, August 1980. Signed as a free agent by Calgary Flames, September 1983.	1980-83	D-4	202	25	69	94	851	10	0	1	4	
BELANGER, Roger Selected in first round of NHL Entry Draft (Kingston, OHL), June 1984. Released, June 1988.	1984-85	C-24	44	3	5	8	32	-	-	-	-	
BELLAND, Neil Signed as a free agent, September 1986. Released, July 1987.	1986-87	D-22	3	0	1	1	0	-	-	-	-	
BENNETT, Harvey Signed as a free agent, June 1974. Traded to Washington Capitals for Stan Gilbertson, December 1975.	1974-75/76-77	C-28	32	3	3	6	53	-	-	-	-	
BERANEK, Josef Acquired from Vancouver Canucks for future considerations, March 1997. Traded to Edmonton Oilers for Bobby Dollas and Tony Hrkac, June 1998.	1996-97	LW-15	8	3	1	4	4	5	0	0	2	
BEREHOVSKY, Drake Acquired from Toronto Maple Leafs for Grant Jennings, April 1985. Released, July 1996.	1994-96	D-44/55	5	0	0	0	13	1	0	0	0	
BERGERON, Yves Selected in the eighth round of NHL Amateur Draft (Shawinigan, QMJHL), June 1972. Released, June 1977.	1974-75	RW-20/27	3	0	0	0	0	-	-	-	-	
BERGKVIST, Stefan Selected in the first round of NHL Entry Draft (Leksand, Sweden), June 1983.	1995-97	D-33/3	7	0	0	0	9	4	0	0	2	
BEVERLEY, Nick Acquired from Boston Bruins for Daryl Edstrand, October 1973. Traded to New York Rangers for Vic Hadfield, May 1974.	1973-74	D-25	67	2	14	16	21	-	-	-	-	
BIANCHIN, Wayne Selected in the second round of NHL Amateur Draft (Flin Flon, WCHL), May 1973. Claimed by Edmonton Oilers in NHL Expansion Draft, June 1979.	1973-79	LW-14	265	68	41	109	130	3	0	1	1	
BIGNELL, Larry Selected in third round of NHL Amateur Draft (Edmonton Oil Kings, WCHL), June 1970. Released, June 1975.	1973-74	D-23/24	20	0	3	3	2	3	0	0	2	
BINKLEY, Les Purchased from Cleveland Barons (AHL), September 1966. Signed as a free agent by Ottawa Nationals (WHA), September 1972.	1967-72	G-30	196	0	1	1	2	7	0	0	0	

Player	Seasons	Pos/#	REGULAR SEASON							PLAYOFF			
			GP	G	A	PTS	PIM	GP	G	A	PTS	PIM	
BJUGSTAD, Scott	1988-89	RW-27	24	3	0	3	4	-	-	-	-	-	-
Acquired with Gord Dineen from Minnesota North Stars for Ville Siren and Steve Gotaas, December 1988. Signed as a free agent by Los Angeles Kings, August 1989.													
BLACKBURN, Bob	1969-71	D-4	124	8	12	20	105	7	0	0	0	4	
Selected in Intra-League Draft from New York Rangers, June 1969. Sold to Vancouver Canucks (WHL), September 1971.													
BLADON, Tom	1978-80	D-2	135	6	29	35	99	8	0	5	5	2	
Acquired with Orest Kindrachuk and Ross Lonsberry from Philadelphia Flyers for a first round choice in 1978 NHL Amateur Draft, June 1978. Signed as a free agent by Edmonton Oilers, July 1980.													
BLAISDELL, Mike	1985-87	RW-26	76	16	15	31	38	-	-	-	-	-	
Claimed from New York Rangers in NHL Waiver Draft, October 1985. Signed as a free agent by Toronto Maple Leafs, July 1987.													
BODGER, Doug	1984-88	D-3/33	299	35	132	167	293	-	-	-	-	-	
Selected in first round of NHL Entry Draft (Kamloops, WHL), June 1984. Traded with Darrin Shannon to Buffalo Sabres for Tom Barraso and a third round draft choice in 1990 NHL Entry Draft, November 1988.													
BOIVIN, Leo	1967-69	D-2	114	14	26	40	100	-	-	-	-	-	
Claimed from Detroit Red Wings in NHL Expansion Draft, June 1967. Traded to Minnesota North Stars for Duane Rupp, January 1969.													
BONIN, Brian	1999	C-17	5	0	0	0	3	0	0	0	0	0	
Selected in ninth round of NHL Entry Draft (Minnesota WCHA), June 1992. Signed as a free agent by Vancouver Canucks, August 1999.													
BOURQUE, Phil	1983-84/85-92	LW/D-2/4/29	344	75	89	164	435	56	13	12	25	107	
Signed as a free agent, June 1982. Signed as a free agent by New York Rangers, June 1992.													
BOUTETTE, Pat	1981-85	LW-15	247	65	109	174	548	5	3	1	4	8	
Acquired with Kevin McClelland from Hartford Whalers as compensation for Hartford's signing Greg Millen, June 1981. Traded to Hartford Whalers with NHL rights to Ville Siren, November 1984.													
BOYD, Randy	1981-84	D-8	84	4	17	21	126	3	0	0	0	11	
Selected in third round of NHL Entry Draft (Ottawa, OHL), June 1980. Traded to Chicago Blackhawks for Greg Fox, December 1983.													
BOYER, Wally	1968-72	C-18	203	32	62	94	81	10	1	2	3	0	
Acquired from Montreal Canadiens for Al MacNeil, June 1968. Released, January 1976.													
BRICKLEY, Andy	1983-85	LW-23	95	25	35	60	19	-	-	-	-	-	
Acquired with Ron Flockhart, Mark Taylor and a first and third round choice in 1984 NHL Entry Draft from Philadelphia Flyers for Rich Sutter and a second and third round choice in 1984 Entry Draft, October 1983. Signed as a free agent by New Jersey Devils, June 1986.													
BRIERE, Michel	1969-70	C-21	76	12	32	44	20	10	5	3	8	1	
Selected in second round of NHL Amateur Draft (Shawinigan, QMJHL), June 1969. Died from injuries suffered in an auto accident, May 1970.													
BROWN, Andy	1973-75	G-29/30	45	0	0	0	62	-	-	-	-	-	
Acquired from Detroit Red Wings for a third round choice in 1973 NHL Amateur Draft and cash, February 1973. Signed as a free agent by Indianapolis Racers (IWA), July 1974.													
BROWN, Doug	1993-95	RW-24	77	18	37	55	18	6	0	0	0	2	
Signed as a free agent, September 29, 1993. Claimed by Detroit Red Wings in NHL Waiver Draft, January 1995.													
BROWN, Greg	1993-94	D-34	36	3	8	11	28	6	0	1	1	4	
Signed as a free agent, September 30, 1993. Traded to Winnipeg Jets for future considerations, April 1995.													
BROWN, Rob	1987-91/97-99	RW-44	364	140	179	319	382	30	8	8	16	34	
Selected in fourth round of NHL Entry Draft (Kamloops, WHL), June 1986. Traded to Hartford Whalers for Scott Young, December 1990. Signed as a free agent, June 1997.													
BULLARD, Mike	1980-87	C-22	382	186	175	361	388	9	4	4	8	4	
Selected in first round of NHL Entry Draft (Brantford, OHL), June 1980. Traded to Calgary Flames for Dan Quinn, November 1986.													
BULLEY, Ted	1983-84	LW-24	26	3	2	5	12	-	-	-	-	-	
Signed as a free agent, September 1983. Released, July 1984.													
BURNS, Charlie	1968-69	C-9	76	13	38	51	22	-	-	-	-	-	
Claimed from Oakland Seals in Intra-League Draft, June 1968. Claimed by Minnesota North Stars in Intra-League Draft, June 1968.													
BURROWS, Dave	1971-78/80-81	D-4/8	573	24	108	132	301	20	1	3	4	16	
Selected in second round of NHL Amateur Draft (Peterborough, OHA), May 1971. Traded to Toronto Maple Leafs for Randy Carlyle and George Ferguson, June 1978. Acquired with Paul Gardner from Toronto for Kim Davis and Paul Marshall, November 1980. Released, July 1982.													
BUSKAS, Rod	1982-89/89-90	D-7	431	16	48	64	959	10	0	0	0	23	
Selected in sixth round of NHL Entry Draft (Medicine Hat, WHL), June 1981. Traded to Vancouver Canucks for a sixth round choice in 1990 NHL Entry Draft, October 1989. Acquired with Tony Tanti and Barry Pederson for Dan Quinn, Andrew McBain and Dave Capuano, January 1990. Selected by Los Angeles Kings in NHL Waiver Draft, October 1990.													
BUTENSCHON, Sven	1997-99	D-22	25	0	0	0	12	-	-	-	-	-	
Selected in third round of NHL Entry Draft (Brandon, WHL), June 1994.													
CALANDER, Jock	1987-90/91-92	RW-14/36	101	21	28	49	114	22	3	8	11	10	
Signed as a free agent, July 1987. Signed as a free agent by Tampa Bay Lightning, July 1992.													
CAMPBELL, Colin	1974-76/77-79	D-6	243	14	52	66	517	19	2	7	9	51	
Selected in second round of NHL Amateur Draft (Peterborough, OHA), May 1973. Rights transferred to Colorado Rockies for 1978-77 as part compensation for an earlier deal, September 1976. Claimed by Edmonton Oilers in NHL Expansion Draft, June 1979.													
CAPUANO, Dave	1989-90	RW-15	6	0	0	0	2	-	-	-	-	-	
Selected in second round of NHL Entry Draft (Cumberland RI, Mt. St. Charles HS), June 1986. Traded with Andrew McBain and Dan Quinn to Vancouver Canucks for Tony Tanti, Rod Buskas and Barry Pederson, January 1990.													
CARDWELL, Steve	1970-73	LW-15/20	53	9	11	20	35	4	0	0	0	2	
Selected in fifth round of NHL Amateur Draft (Oshawa, OHA), May 1970. Signed by Minnesota Fighting Saints (IWA) as a free agent, May 1973.													
CARLYLE, Randy	1978-84	D-25	397	66	257	323	582	22	6	8	14	41	
Acquired with George Ferguson from Toronto Maple Leafs for Dave Burrows, June 1978. Traded to Winnipeg Jets for a first round choice in 1984 NHL Entry Draft and future considerations (Moe Mantha), March 1984.													
CARR, Gene	1977-78	C-28	70	17	37	54	76	-	-	-	-	-	
Acquired with Dave Schultz and a fourth round choice in 1978 NHL Amateur Draft from Los Angeles Kings for Syl Apps and Hartland Monahan, November 1977. Signed as a free agent by Atlanta Flames, June 1978.													
CASSIDY, Tom	1977-78	C-11	26	3	4	7	15	-	-	-	-	-	
Signed as a free agent, October 1977. Loaned to Baltimore Clippers (AHL), December 1977.													
CAUFIELD, Jay	1988-93	RW-16	196	3	7	10	714	14	0	0	0	30	
Claimed from Minnesota North Stars in NHL Waiver Draft, October 1988. Released, June 1993.													

Player	Seasons	Pos/#	REGULAR SEASON				PLAYOFF					
			GP	G	A	PTS	PIM	GP	G	A	PTS	PIM
CHABOT, John Acquired from Montreal Canadiens for Ron Flockhart, November 1984. Signed as a free agent by Detroit Red Wings, June 1987.	1984-87	C-9	216	36	98	134	26	-	-	-	-	-
CHAPMAN, Blair Selected in first round of NHL Amateur Draft (Saskatoon, WHL), June 1976. Traded to St. Louis Blues for Bob Stewart, November 1979.	1976-79	RW-9	227	48	51	99	71	10	2	1	3	9
CHARLESWORTH, Todd Selected in second round of NHL Entry Draft (Dahwa, OHL), June 1983. Signed as a free agent by Edmonton Oilers, June 1989.	1983-84/85-88	D-2/6/27/34	86	3	9	12	41	-	-	-	-	-
CHEVRIER, Alain Acquired from Chicago Blackhawks for future considerations, March 1990. Signed as a free agent by Detroit Red Wings, July 1990.	1989-90	G-30	3	0	1	1	2	-	-	-	-	-
CHORNEY, Marc Selected in fifth round of NHL Entry Draft (Univ. of North Dakota, WCHA), August 1979. Traded to Los Angeles Kings for a sixth round choice in 1985 NHL Entry Draft, October 1983.	1980-83	D-16/24	139	5	18	23	151	7	0	1	1	2
CHRISTIAN, Jeff Signed as a free agent, August 1995. Signed as a free agent by Phoenix Coyotes, July 1997.	1994-97	LW-34/28/72	15	2	2	4	15	-	-	-	-	-
CHYCHRUN, Jeff Acquired with Brian Benning and a first round choice in 1992 NHL Entry Draft from Los Angeles Kings for Paul Coffey, February 1992. Traded to Los Angeles for Peter Ahola, November 1992.	1991-93	D-6	18	0	1	1	37	-	-	-	-	-
CLACKSON, Kim Acquired from Winnipeg Jets in NHL Expansion Draft, June 1979. Sent to Quebec Nordiques as compensation for Pittsburgh's signing of Paul Baxter, August 1980.	1979-80	D-6	45	0	3	3	166	3	0	0	0	37
COFFEY, Paul Acquired with Dave Hunter and Wayne Van Dorp from Edmonton Oilers for Craig Simpson, Chris Joseph, Moe Mantha and Dave Hannan, November 1987. Traded to Los Angeles Kings for Jeff Chychrun, Brian Benning and a first round choice in 1992 NHL Entry Draft, February 1992.	1987-92	D-77	331	108	332	440	573	23	4	22	26	37
CORRIGAN, Mike Acquired from Los Angeles Kings for a fifth round choice in 1977 NHL Amateur Draft, October 1976. Released June 1978.	1976-78	LW-27	98	22	39	61	46	2	0	0	0	0
COSSETTE, Jacques Selected in second round of NHL Amateur Draft (Sorel, QJHL), May 1974. Released February 1985.	1975-76/77-79	RW-20/27	64	8	6	14	29	3	0	1	1	4
CROWDER, Bruce Claimed from Boston Bruins in NHL Waiver Draft, October 1984. Released February 1985.	1984-85	RW-28	26	4	7	11	23	-	-	-	-	-
CULLEN, John Signed as a free agent, June 1988. Traded with Zarely Zalapski and Jeff Parker to Hartford Whalers for Ron Francis, Ulf Samuelsson and Grant Jennings, March 1991. Signed as a free agent, August 1994. Signed as a free agent by Tampa Bay Lightning, September 1995.	1988-91/94-95	C-11	262	88	184	272	399	20	3	8	11	36
CUNNEYWORTH, Randy Acquired with Mike Moller from Buffalo Sabres for Pat Hughes, October 1985. Traded with Dave McLlwain and Rich Tabaracci to Winnipeg Jets for Andrew McBain, Jim Kyte and Randy Gilhen, June 1989.	1985-89	LW-15	295	101	115	216	513	11	3	5	8	26
DAHLQUIST, Chris Signed as a free agent, May 1985. Traded with Jim Johnson to Minnesota North Stars for Peter Tagliavetti and Larry Murphy, December 1990.	1985-91	D-2/4	195	10	26	36	221	2	0	0	0	0
DAIGNEAULT, J.J. Acquired from St. Louis Blues for a sixth round choice in 1996 Entry Draft, March 1996. Traded to Mighty Ducks of Anaheim for Gary Valk, February 1997.	1995-97	D-36	66	6	17	23	59	17	1	9	10	36
DALEY, Joe Selected from Detroit Red Wings in NHL Expansion Draft, June 1967. Claimed by Buffalo Sabres on waivers, June 1970.	1968-70	G-1	38	0	0	0	2	-	-	-	-	-
DANIELS, Jeff Selected in sixth round of NHL Entry Draft (Dahwa, OHL), June 1986. Traded to Florida Panthers for Greg Hawgood, March 1994.	1990-94	LW-18/20	134	8	11	19	36	12	3	2	5	0
DAVIS, Kim Selected in third round of NHL Amateur Draft (Flin Flon, WCHL), June 1977. Traded with Paul Marshall to Toronto Maple Leafs for Paul Gardner and Dave Burrows, November 1980.	1977-81	LW-16/22/30	34	5	7	12	47	4	0	0	0	0
DEA, Billy Claimed from Chicago Blackhawks in NHL Expansion Draft, June 1967. Traded to Detroit Red Wings for Mike McMahon, October 1969.	1967-69	LW-14	139	26	20	46	12	-	-	-	-	-
DeBENEDET, Nelson Acquired from Detroit Red Wings for Hank Nowak and a third round choice in NHL Amateur Draft, May 1974. Released, July 1976.	1974-75	LW-23	31	6	3	9	11	-	-	-	-	-
DeFAZIO, Dean Selected in ninth round of NHL Entry Draft (Brantford, OHA), June 1981. Released, July 1986.	1983-84	LW-12	22	0	2	2	28	-	-	-	-	-
DELORME, Gilbert Signed as a free agent, June 1989. Released, July 1992.	1989-90	D-27	54	3	7	10	44	-	-	-	-	-
DeMARCO, Ab Acquired with Steve Durabano and Bob Kelly from St. Louis Blues for Bryan Watson, Greg Polis and a second round choice in 1974 NHL Amateur Draft, January 1974. Traded to Vancouver Canucks for Barry Wilkins, November 1974.	1973-74	D-5	42	9	13	22	8	-	-	-	-	-
DEPALMA, Larry Claimed from New York Islanders on waivers, March 9, 1994. Released, June 1995.	1993-94	LW-12	6	1	0	1	5	1	0	0	0	0
DeROUVILLE, Philippe Selected in fifth round of NHL Entry Draft (College Francais, QMJHL), June 1992. Released, July 1997.	1994-97	G-30	3	0	0	0	0	-	-	-	-	-
DILLABOUGH, Bob Selected from Boston Bruins in NHL Expansion Draft, June 1967. Traded to Oakland Seals for Billy Harris, November 1968.	1967-69	LW-15	61	7	12	19	20	-	-	-	-	-
DINEEN, Gord Acquired with Scott Bjuggstad from Minnesota North Stars for Ville Siren and Steve Gotsas, December 1988. Released, July 1992.	1988-92	D-5	117	2	10	12	173	11	0	2	2	8
DION, Michel Signed as a free agent, June 1981. Released, July 1985.	1981-85	G-29	151	0	5	5	14	5	0	0	0	0
DOLLAS, Bobby Acquired with Tony Hrkac from Edmonton Oilers for Josef Beranek, June 1998.	1998-99	D-8	70	2	8	10	60	13	1	0	1	6
DOMÉ, Robert Selected in first round of NHL Entry Draft (Las Vegas, IHL), June 1997.	1997-98	C-15	30	5	2	7	12	-	-	-	-	-
DOPSON, Rob Signed as a free agent, July 21, 1991. Released, July 1994.	1993-94	G-1	2	0	0	0	0	-	-	-	-	-

Player	Seasons	Pos/#	GP	REGULAR SEASON			PIM	GP	PLAYOFF			PIM
				G	A	PTS			G	A	PTS	
DUBERMAN, Justin Signed as a free agent on November 2, 1992. Released June 1995.	1993-94	RW-37	4	0	0	0	0	-	-	-	-	-
DUGUAY, Ron Acquired from Detroit Red Wings for Doug Shedden, March 1986. Traded to New York Rangers for Chris Kontos, January 1987.	1986-87	RW-10/35	53	11	20	31	36	-	-	-	-	-
DURBANO, Steve Acquired with Ab DeMarco and Bob Kelly from St. Louis Blues for Bryan Watson, Greg Polts and a second round choice in 1974 NHL Amateur Draft, January 1974. Traded with Chuck Arnsen and a first round choice in 1976 NHL Amateur Draft to Kansas City Scouts for Simon Nolet, Ed Gilbert and a first round choice in 1976 NHL Amateur Draft, January 1976.	1973-76	D-7	66	4	23	27	309	-	-	-	-	-
DYKSTRA, Steve Selected from Edmonton Oilers in NHL Waiver Draft, October 1988. Signed as a free agent by Hartford Whalers, October 1989.	1988-89	D-22	65	1	6	7	126	1	0	0	0	2
DZIEDZIC, Joe Selected in third round of NHL Entry Draft (Univ. of Minnesota, CCHA), June 1990. Signed as a free agent by Phoenix Coyotes, August 1991.	1995-97	LW-16	128	14	14	28	131	21	1	3	4	23
EDESTRAND, Darryl Purchased from Hershey Bears (AHL), June 1970. Traded to Boston Bruins for Nick Beverley, October 1973.	1971-74	D-25	158	25	47	72	140	4	0	2	2	0
EDUR, Tom Acquired from Colorado Rockies for Dennis Dochar, December 1977. Retired September 1978.	1977-78	D-2	58	5	38	43	18	-	-	-	-	-
EDWARDS, Gary Acquired from St. Louis Blues for an eighth round choice in 1984 NHL Entry Draft, February 1982. Released, September 1982.	1982	G-30	6	0	0	0	2	-	-	-	-	-
EDWARDS, Marv Signed as a free agent, September 1967. Sold to Toronto Maple Leafs, June 1969.	1968-69	G-30	1	0	0	0	0	-	-	-	-	-
EDWARDS, Roy Selected from Chicago Blackhawks in NHL Expansion Draft, June 1967. Traded to Detroit Red Wings for Hank Bassen, September 1967. Purchased from Detroit, June 1971. Traded to Detroit for second round choices in 1973 and 1974 NHL Amateur Drafts, October 1972.	1971-72	G-1	15	0	1	1	0	-	-	-	-	-
ERICKSON, Bryan Acquired from Los Angeles Kings for Chris Kontos and a sixth round choice in 1988 NHL Entry Draft, February 1988. Released, August 1988.	1987-88	RW-14	11	1	4	5	0	-	-	-	-	-
ERREY, Bob Selected in first round of NHL Entry Draft (Peterborough, OHL), June 1983. Traded to Buffalo Sabres for Mike Ramsey, March 1993.	1983-93	LW-10/12	572	132	140	272	651	49	9	4	13	51
FAUBERT, Mario Selected in fourth round of NHL Amateur Draft (St. Louis Univ., CCHA), May 1974. Released, June 1983.	1974-78/79-82	D-5/24/28	231	21	90	111	222	10	2	2	4	6
FELTRIN, Tony Selected in fourth round of NHL Entry Draft (Victoria, WHL), June 1980. Loaned to Salt Lake City Golden Eagles (IHL), October 1983.	1980-83	D-33	39	3	3	6	44	-	-	-	-	-
FERGUSON, George Acquired with Randy Carlyle from Toronto Maple Leafs for Dave Burrows, June 1978. Traded with a first round choice in 1983 NHL Entry Draft to Minnesota North Stars for Anders Hakansson, Ron Meighan and a first round choice in 1983 NHL Entry Draft, October 1982.	1978-83	RW-11	310	89	106	195	162	22	4	11	15	13
FERRARO, Chris Claimed off waivers from New York Rangers, October 1997. Signed as a free agent by Edmonton Oilers, August 1998.	1997-98	RW-57	46	3	4	7	43	-	-	-	-	-
FERRARO, Peter Claimed off waivers from the New York Rangers, October 1997. Claimed on waivers by the New York Rangers, January 1998.	1997-98	RW-17	29	3	4	7	12	-	-	-	-	-
FITZGERALD, Rusty Selected in second round of NHL Entry Draft (Duluth, MN, Duluth East HS), June 1991. Released, July 1996.	1994-96	LW-34/52	25	2	2	4	12	5	0	0	0	4
FLESCH, John Signed as a free agent, February 1978. Released, June 1978.	1978	LW-11	29	7	5	12	19	-	-	-	-	-
FLOCKHART, Ron Acquired with Mark Taylor, Andy Brickley and a first and third round choice in 1984 NHL Entry Draft from Philadelphia Flyers for Rich Sutter and a second and third round choice in 1984 NHL Entry Draft, October 1983. Traded to Montreal Canadiens for John Chabot, November 1984.	1983-84	C-9	80	27	23	50	44	-	-	-	-	-
FOGARTY, Bryan Acquired from Quebec Nordiques for NHL rights to Scott Young, March 1992. Released, June 1993.	1992-93	D-33	12	0	4	4	4	-	-	-	-	-
FONTEYNE, Val Selected from Detroit Red Wings in NHL Expansion Draft, June 1967. Signed by Edmonton Oilers (WHA) September 1972.	1967-72	LW-8	349	39	82	121	4	14	0	2	2	2
FORD, Brian Acquired from Quebec Nordiques for Tom Thornbury, December 1984. Released July 1986.	1984-85	G-31	8	0	0	0	0	-	-	-	-	-
FOSTER, Corey Signed as a free agent, August 1995. Claimed by New York Islanders in NHL Waiver Draft, September 1996.	1995-96	D-4	11	2	2	4	2	3	0	0	0	4
FOX, Greg Acquired from Chicago Blackhawks for Randy Boyd, December 1983. Released, July 1985.	1983-85	D-2	75	4	10	14	92	-	-	-	-	-
FRANCIS, Ron Acquired with Ulf Samuelsson and Grant Jennings from Hartford Whalers for John Cullen, Zarek Zlatopski and Jeff Parker, March 1991. Signed as a free agent by Carolina Hurricanes, July 1998.	1991-98	C-9/10	533	164	449	613	410	97	32	68	100	67
FRAWLEY, Dan Claimed from Chicago Blackhawks in NHL Waiver Draft, October 1985. Released, June 1990.	1985-90	RW-28	240	33	47	70	610	-	-	-	-	-
GALANOV, Maxim Claimed from New York Rangers in NHL Waiver Draft, October 1998. Selected by Atlanta Thrashers in NHL Expansion Draft, June 1999.	1998-99	D-47	51	4	3	7	14	1	0	0	0	0
GANCHAR, Perry Acquired from Montreal Canadiens for future considerations, December 1987. Released, June 1990.	1987-90	RW-8	33	2	5	7	36	-	-	-	-	-
GARDNER, Paul Acquired with Dave Burrows from Toronto Maple Leafs for Kim Davis and Paul Marshall, November 1980. Signed as a free agent by Washington Capitals, July 1984.	1980-84	C-20/30	207	98	105	203	105	10	2	5	7	10
GARNER, Rob Selected in fifth round of NHL Amateur Draft (Toronto Marlboros, OHL), June 1978. Released, August 1983.	1982-83	C-24	1	0	0	0	0	-	-	-	-	-
GATZOS, Steve Selected in second round of NHL Entry Draft (Sault Ste. Marie, OHL), June 1981. Released October 1986.	1981-85	RW-26/28	89	15	20	35	83	1	0	0	0	0

Player	Seasons	Pos/#	GP	REGULAR SEASON				PIM	PLAYOFF				
				G	A	PTS	GP		G	A	PTS	PIM	
GEALE, Robert Selected in eighth round of NHL Entry Draft (Portland, WHL), June 1980. Released, December 1985.	1984-85	C-28	1	0	0	0	2	-	-	-	-	-	-
GIFFIN, Lee Selected in second round of NHL Entry Draft (Oshawa, OHL), June 1985. Traded to New York Rangers for future considerations, September 1989	1986-88	RW-11/17/34	27	1	3	4	9	-	-	-	-	-	-
GILBERT, Ed Acquired with Simon Noleit and a first round choice in 1976 NHL Amateur Draft from Kansas City Scouts for Steve Durban, Chuck Arnason and a first round choice in 1976 NHL Amateur Draft, January 1976. Released June 1976.	1975-76	C-23	45	1	1	2	0	-	-	-	-	-	-
GILBERTSON, Stan Acquired from Washington Capitals for Harvey Bennett, December 1975. Released June 1978.	1975-77	LW-15	115	19	17	36	19	3	1	1	2	2	2
GILHEN, Randy Acquired with Jim Kyte and Andrew McBain from Winnipeg Jets for Randy Cunneynworth, Rick Tabaracci and Dave McLlwain, June 1989. Claimed by Minnesota North Stars in NHL Expansion Draft, May 1991.	1989-91	C-15/19	133	20	21	41	105	16	1	0	1	14	
GLADNEY, Bob Signed as a free agent, September 1983. Retired, October 1984.	1983-84	D-33	13	1	5	6	2	-	-	-	-	-	-
GOERTZ, Dave Selected in 10th round of NHL Entry Draft (Regina, WHL), June 1983. Released, June 1989.	1987-88	D-32	2	0	0	0	2	-	-	-	-	-	-
GOTAAS, Steve Selected in fifth round of NHL Entry Draft (Prince Albert, WHL), June 1985. Traded with Viljo Siron to Minnesota North Stars for Scott Bjogstad and Gord Dineen, December 1988.	1987-88	C-16	36	5	6	11	45	-	-	-	-	-	-
GRAHAM, Pat Selected in sixth round of NHL Entry Draft (Niagara Falls, OHL), June 1980. Traded with Nick Ricci to Toronto Maple Leafs for Rocky Sganunuk and Vincent Tremblay, August 1983.	1981-83	LW-24	62	7	13	20	71	4	0	0	0	2	
GRONMAN, Tuomas Acquired from Chicago Blackhawks for Greg Johnson, October 1997. Released, July 1998.	1997-99	D-42	22	1	2	3	25	1	0	0	0	0	0
GRUHL, Scott Signed as a free agent, December 1987. Released, July 1988.	1987-88	LW-38	6	1	0	1	0	-	-	-	-	-	-
GUENETTE, Steve Signed as a free agent, July 1986. Traded to Calgary Flames for a sixth round choice in 1989 NHL Entry Draft, January 1989.	1986-89	G-1/30	32	0	1	1	2	-	-	-	-	-	-
HADFIELD, Vic Acquired from New York Rangers for Nick Beverley, May 1974. Retired, June 1977.	1974-77	LW-11	163	61	79	140	118	10	5	2	7	11	
HAKANSSON, Anders Acquired with Ron Meighan and a first round choice in 1983 NHL Entry Draft from Minnesota North Stars for George Ferguson and a first round choice in 1983 NHL Entry Draft, October 1982. Traded to Los Angeles Kings for the NHL rights to Kevin Stevens, September 1983.	1982-83	LW-11	62	9	12	21	26	-	-	-	-	-	-
HAMILTON, Jim Selected in second round of NHL Amateur Draft (London, OHL), June 1977. Released, January 1985.	1978-79/84-85	LW-13/23/28	95	14	18	32	28	6	3	0	3	0	
HANNAN, Dave Selected in 10th round of NHL Entry Draft (Brantford, OHA), June 1981. Traded with Craig Simpson, Moe Martha and Chris Joseph to Edmonton Oilers for Paul Coffey, Dave Hunter and Wayne Van Dorp, November 1987. Claimed from Edmonton in NHL Waiver Draft, October 1988. Claimed by Toronto Maple Leafs in NHL Waiver Draft, October 1989.	1981-88/88-89	C-20/32	355	60	88	148	530	8	0	1	1	4	
HARBARUK, Nick Selected from Vancouver Canucks in Intra-League Draft, June 1969. Traded to St. Louis Blues for Bob Johnson, October 1973.	1969-73	RW-11	308	40	61	101	257	14	3	1	4	20	
HARRIS, Billy Acquired from Oakland Seals for Bob Dillabough, November 1968. Retired, October 1969.	1968-69	C-15	55	7	13	20	8	-	-	-	-	-	-
HARRISON, Paul Acquired from Toronto Maple Leafs for future considerations, September 1981. Claimed by Buffalo Sabres on waivers, February 1982	1981-82	G-1	13	0	0	0	0	-	-	-	-	-	-
HATCHER, Kevin Acquired from Dallas Stars for Sergei Zubov, June 1996.	1996-99	D-4	220	45	95	140	193	24	4	4	8	2	
HAWGOOD, Greg Acquired from Florida Panthers for Jeff Daniels on March 19, 1994. Released, June 1995.	1994-95	D-4	33	2	6	8	33	1	0	0	0	0	
HERRON, Denis Selected in third round of NHL Amateur Draft (Trois Rivières, GJHL), June 1972. Traded with Jean Guy Legace to Kansas City Scouts for Michel Plasse, January 1975. Signed as a free agent from Colorado Rockies, August 1976 (as compensation, Colorado received Michel Plasse and Simon Noleit). Traded with a second round choice in 1982 NHL Entry Draft to Montreal Canadiens for Pat Hughes and Rob Holland, August 1979. Acquired from Montreal for a third round choice in 1985 NHL Entry Draft, September 1982. Released, July 1986.	1972-75/76-79/82-86	G-1/29	290	0	6	6	67	10	0	0	0	5	
HEXTALL, Bryan Purchased from Toronto Maple Leafs, May 1969. Claimed on waivers by Atlanta Flames, January 1974.	1969-74	C-7	335	71	115	186	498	14	0	3	3	43	
HICKE, Billy Purchased from California Seals, September 1971. Sold to Detroit Red Wings, November 1971.	1971-72	RW-9	12	2	0	2	6	-	-	-	-	-	-
HICKS, Alex Acquired with Fredrik Olsson from Mighty Ducks of Anaheim for Shawn Antoski and Dmitri Mironov, November 1996. Signed as a free agent by San Jose Sharks, September 1998.	1996-98	C/LW-33	113	12	28	40	130	11	0	1	1	4	
HICKS, Wayne Purchased from Philadelphia Flyers, February 1968. Released, June 1970.	1967-68	RW-16	15	4	7	11	2	-	-	-	-	-	-
HILLIER, Randy Acquired from Boston Bruins for a fourth round choice in 1985 NHL Entry Draft, October 1984. Signed as a free agent by New York Islanders, June 1991.	1984-91	D-23/34	243	13	79	92	594	17	0	1	1	73	
HLUSHKO, Todd Acquired with German Titov from Calgary Flames for Ken Wreggett and Dave Roche, June 1988. Released, July 1999.	1999	L-28	-	-	-	-	-	2	0	0	0	0	
HOGANSON, Paul Selected in fifth round of NHL Amateur Draft (Toronto Marlboros, OHA), June 1969. Signed by Los Angeles Sharks (WHA), July 1973.	1970-71	G-1	2	0	0	0	0	-	-	-	-	-	-
HOLLAND, Rob Acquired with Pat Hughes from Montreal Canadiens for Denis Herron and a second round choice in 1982 NHL Entry Draft, August 1979. Signed by New York Islanders as a free agent, September 1981.	1979-81	G-1	44	0	0	0	2	-	-	-	-	-	-
HORTON, Tim Selected from New York Rangers in Intra-League Draft, June 1971. Selected by Buffalo Sabres in Intra-League Draft, June 1972.	1971-72	D-3/24	44	2	9	11	40	4	0	1	1	2	

Player	Seasons	Pos/#	GP	REGULAR SEASON			PIM	GP	PLAYOFF			PIM
				G	A	PTS			G	A	PTS	
HOTHAM, Greg Acquired from Toronto Maple Leafs for a sixth round choice in 1982 NHL Entry Draft, February 1982. Released, July 1986.	1981-85	D-6	170	11	63	74	118	5	0	3	3	6
HRDINA, Jan Selected in fifth round of NHL Entry Draft (Seattle, WHL), June 1995.	1998-99	C-38	82	13	29	42	40	13	4	1	5	12
HRDINA, Jiri Acquired from Calgary Flames for Jim Kyte, December 1990. Retired, June 1992.	1990-92	C-38	93	9	27	36	29	35	2	4	6	22
HRYNEWICH, Tim Selected in second round of NHL Entry Draft (Sudbury, OHL), June 1982. Traded with Marty McSorley to Edmonton Oilers for Gilles Meloche, September 1985.	1982-84	LW-28	55	6	8	14	82	-	-	-	-	-
HUDSON, Lex Selected in 12th round of NHL Amateur Draft (Denver Univ., WCHA), June 1975. Retired March 1980.	1978-79	D-5	2	0	0	0	0	2	0	0	0	0
HUDSON, Mike Claimed from New York Rangers in NHL Waiver Draft, January 1995. Released, July 1995.	1995	C-16	40	2	9	11	34	11	0	0	0	6
HUGHES, Pat Acquired with Rob Holland from Montreal Canadiens for Denis Herron and a second round choice in 1982 NHL Entry Draft, August 1979. Traded to Edmonton Oilers for Pat Price, March 1981.	1979-81	RW-24	134	28	23	51	239	5	0	0	0	21
HUNTER, Dave Acquired with Paul Coffey and Wayne Van Dorp from Edmonton Oilers for Craig Simpson, Dave Hannan, Chris Joseph and Moe Mantha, November 1987. Sent to Edmonton Oilers as compensation for Pittsburgh's claiming Dave Hannan in NHL Waiver Draft, October 1988.	1987-88	LW-20	59	11	18	29	77	-	-	-	-	-
IGNATJEV, Victor Signed as a free agent, August 1998. Released, July 1999.	1998-99	D-46/23	11	0	1	1	6	1	0	0	0	2
INGARFIELD, Earl Traded from Detroit Red Wings in NHL Expansion Draft, June 1967. Traded with Dick Mattiussi and Gene Urbacio to Oakland Seals for George Swarbrick, Bryan Watson and Tracy Pratt, January 1969.	1967-69	C-10	90	23	37	60	16	-	-	-	-	-
INNESS, Gary Signed as a free agent, June 1973. Traded to Philadelphia Flyers for Bobby Taylor and Ed Van Impe, March 1976.	1973-76	G-29/30	100	0	2	2	4	9	0	0	0	2
JAGR, Jaromir Selected in first round of NHL Entry Draft (Kladno, Czech), June 1990.	1990-99	RW-68	662	345	517	862	501	113	55	64	119	97
JAVANAINEN, Arto Selected in fifth round of NHL Entry Draft (Aasat, Finnish League), June 1984. Released, May 1985.	1984-85	RW-19	14	4	1	5	2	-	-	-	-	-
JENNINGS, Grant Acquired with Ron Francis and Ulf Samuelsson from Hartford Whalers for John Cullen, Zarley Zafapski and Jeff Farker, March 1991. Traded to Toronto Maple Leafs for Drake Berehowsky, April 1995.	1990-95	D-3	210	7	21	28	357	38	1	1	2	38
JOHANSSON, Andreas Acquired with Darius Kasparaitis from New York Islanders for Bryan Smolinski, November 1996. Signed as a free agent by Ottawa Senators, September 1998.	1996-98	C-38	77	7	17	24	40	1	0	0	0	0
JOHNSON, Bob Acquired from St. Louis Blues for Nick Harbaruk, October 1973. Released August 1975.	1974-75	G-1	12	0	0	0	6	-	-	-	-	-
JOHNSON, Greg Acquired from Detroit Red Wings for Tomas Sandstrom, January 1997. Traded to Chicago Blackhawks for Tuomas Gronman, October 1997.	1997	C-20/9/22	37	8	9	17	16	5	1	0	1	2
JOHNSON, Jim Acquired with Syl Apps from New York Rangers for Minnesota North Stars for Peter Taglianietti and Larry Murphy, December 1990.	1985-91	D-6	390	14	95	109	658	11	0	5	5	44
JOHNSON, Mark Selected in fourth round of NHL Amateur Draft (Univ. of Wisconsin, WCHA), June 1977. Traded to Minnesota North Stars for a second round choice in 1982 NHL Entry Draft, March 1982.	1979-82	C-9	136	23	39	62	84	10	4	3	7	6
JONATHAN, Stan Acquired from Boston Bruins for future considerations, November 1982. Rights returned to Boston, April 1983.	1982-83	LW-9	19	0	3	3	13	-	-	-	-	-
JONES, Ron Selected from Boston Bruins in Intra-League Draft, June 1973. Traded to Washington Capitals for Pete LaFrance, January 1975.	1973-74	D-6	25	0	3	3	15	-	-	-	-	-
JOSEPH, Chris Selected in first round of NHL Entry Draft (Seattle, WHL), June 1987. Traded with Craig Simpson, Moe Mantha and Dave Hannan to Edmonton Oilers for Paul Coffey, Dave Hunter and Wayne Van Dorp, November 1987. Claimed from Tampa Bay Lightning in NHL Waiver Draft, January 1995. Claimed by Vancouver Canucks in NHL Waiver Draft, September 1996.	1987-88/94-96	D-22/23	120	10	28	38	129	25	2	1	3	20
KACHOWSKI, Mark Signed as a free agent, August 1987. Released, July 1992.	1987-90	LW-26	64	6	5	11	209	-	-	-	-	-
KANNEGIESSER, Sheldon Acquired with Syl Apps from New York Rangers for Glen Sather, January 1971. Traded to New York Rangers for a player to be named later (Steve Andrusick - May 1973), March 1973.	1970-73	D-6/16	75	2	6	8	76	-	-	-	-	-
KARABIN, Ladislav Selected in ninth round of NHL Entry Draft (Bratislava, Czech), June 1990. Released, July 1994.	1993-94	LW-37	9	0	0	0	2	-	-	-	-	-
KASPARAITIS, Darius Acquired with Andreas Johansson from New York Islanders for Bryan Smolinski, November 1996.	1996-99	D-26/11	186	7	28	35	281	10	0	0	0	14
KEHOE, Rick Acquired from Toronto Maple Leafs for Blaine Stoughton and a first round choice in 1977 NHL Amateur Draft, September 1974. Retired, June 1985.	1974-85	RW-8/17	722	312	324	636	88	37	4	17	21	2
KELLY, Bob Acquired with Ab DeMarco and Steve Durban from St. Louis Blues for Greg Polis, Bryan Watson and a second round choice in 1974 NHL Amateur Draft, January 1974. Signed as a free agent by Chicago Blackhawks, August 1977.	1974-77	LW-22	250	69	85	154	462	15	6	3	9	23
KESA, Dan Signed as a free agent, August 1998. Released, July 1999.	1998-99	R-28/25	67	2	8	10	27	13	1	0	1	0
KESSELL, Rick Selected in first round of NHL Amateur Draft (Oshawa, OHA), June 1969. Claimed by Salt Lake City Golden Eagles (IHL) in Reverse Draft, June 1973.	1969-73	C-14/15/23	83	2	18	20	4	-	-	-	-	-
KINDRACHUK, Orest Acquired with Tom Bladon and Ross Lonsberry from Philadelphia Flyers for a first round choice in 1978 NHL Amateur Draft, June 1978. Signed as a free agent by Washington Capitals, September 1981.	1978-81	C-26	144	38	80	118	181	7	4	1	5	7
KLIMA, Petr Acquired from Los Angeles Kings for a conditional draft pick, October 1996. Released, January 1997.	1996-97	RW-85	9	1	3	4	4	-	-	-	-	-

Player	Seasons	Pos/#	REGULAR SEASON				PLAYOFF						
			GP	G	A	PTS	PIM	GP	G	A	PTS	PIM	
KONIK, George	1967-68	D-18	52	7	8	15	26	-	-	-	-	-	-
Acquired with Harry Yvonne and Dunc McCallum and Frank Francis from New York Rangers for Larry Jeffrey, June 1967. Purchased by Oakland Seals, June 1968.													
KONTOS, Chris	1987-88	C-14	67	9	16	25	18	-	-	-	-	-	-
Acquired from New York Rangers for Ron Duguay, January 1987. Traded to Los Angeles Kings for Bryan Erickson, February 1988.													
KOVALEV, Alexei	1998-99	R-27	63	20	26	46	37	10	5	7	12	14	
Acquired with Harry York and future considerations from the New York Rangers for Patr Nedved, Chris Tamer and Sean Pronger, November 1998.													
KYTE, Jim	1989-90	D-3	57	3	1	4	127	-	-	-	-	-	-
Acquired with Andrew McBain and Randy Gilhen from Winnipeg Jets for Randy Cunneyworth, Rick Tabaracci and Dave McLlwain, June 1989. Traded to Calgary Flames for Jiri Hrdina, December 1990.													
LABRE, Yvon	1970-71/73-74	D-15/20	37	2	3	5	32	-	-	-	-	-	-
Selected in third round of NHL Amateur Draft (Toronto Marlboros, OHA), June 1969. Selected by Washington Capitals in NHL Expansion Draft, June 1974.													
LaFRAMBOISE, Pete	1974-75	LW-27	35	5	13	18	8	9	1	0	1	0	
Acquired from Washington Capitals for Ron Jones, January 1975. Released, September 1976.													
LAGACE, Jean Guy	1968-69/72-75	D-23/24	106	4	20	24	119	-	-	-	-	-	-
Acquired from Montreal Canadiens for Larry Hillman, November 1968. Selected by Minnesota North Stars in Intra-League Draft, June 1970. Acquired from Buffalo Sabres for Terry Ball, January 1971. Traded with Denis Herron to Kansas City Scouts for Michel Plasse, January 1975.													
LALIME, Patrick	1996-97	G-40	39	0	0	0	0	-	-	-	-	-	-
Selected in sixth round of NHL Entry Draft (Shawinigan, QMJHL), June 1993. Rights traded to Mighty Ducks of Anaheim for Sean Pronger, March 1998.													
LALONDE, Ron	1972-75	C-16	108	10	20	30	16	-	-	-	-	-	-
Selected in fourth round of NHL Amateur Draft (Peterborough, TPT's, OHA), June 1972. Traded to Washington Capitals for Lew Morrison, December 1974.													
LAMOUREUX, Mitch	1983-85	C-12	70	12	9	21	59	-	-	-	-	-	-
Selected in eighth round of NHL Entry Draft (Oshawa, OHL), June 1981. Released, July 1986.													
LANG, Robert	1997-99	C-20	123	30	36	66	38	18	0	5	5	0	
Signed as a free agent, September 1997. Claimed by Boston Bruins in NHL Waiver Draft, September 1997. Claimed off waivers from Boston Bruins, October 1997.													
LANYON, Ted	1967-68	D-5	5	0	0	0	4	-	-	-	-	-	-
Purchased from Cleveland Barons (AHL), August 1966. Released, June 1970.													
LAROUCHE, Pierre	1974-78	C-10	240	119	134	253	99	15	2	9	11	2	
Selected in first round of NHL Amateur Draft (Sorel, QJHL), May 1974. Traded with a player to be named later (Peter Marsh - December 1977) to Montreal Canadiens for Peter Mahovich and Peter Lee, November 1977.													
LAUER, Brad	1995-96	LW-14	21	4	1	5	6	12	1	1	2	4	
Signed as a free agent, September 1994. Released, June 1996.													
LaVALLEE, Kevin	1986-87	LW-16	33	8	20	28	4	-	-	-	-	-	-
Signed as a free agent, September 1986. Released, July 1987.													
LAXTON, Gordon	1975-79	G-1/30	17	0	0	0	0	-	-	-	-	-	-
Selected in first round of NHL Amateur Draft (New Westminster, WCHL), June 1975. Released, July 1983.													
LEACH, Jamie	1989-92	RW-20	60	7	7	14	10	-	-	-	-	-	-
Selected in third round of NHL Entry Draft (Hamilton, OHL), June 1987. Claimed on waivers by Hartford Whalers, November 1992.													
LEBEAU, Patrick	1998-99	L-18	8	1	0	1	2	-	-	-	-	-	-
Signed as a free agent, October 1998. Released, June 1999.													
LeCAINE, Bill	1968-69	RW-17	4	0	0	0	0	-	-	-	-	-	-
Signed as a free agent, August 1967. Released, June 1969.													
LECUYER, Doug	1982-83	LW-23	12	1	4	5	12	-	-	-	-	-	-
Claimed from Winnipeg Jets in NHL Waiver Draft, October 1982. Released, November 1982.													
LEE, Peter	1977-83	RW-10	431	114	131	245	257	19	0	8	8	4	
Acquired with Peter Mahovich from Montreal Canadiens for Pierre Larouche and a player to be named later (Peter Marsh - December 1977), November 1977. Released, June 1983.													
LEHTO, Petteri	1984-85	D-3	6	0	0	0	4	-	-	-	-	-	-
Signed from Turku of the Finnish League, July 1984. Released, June 1985.													
LEITER, Bob	1971-72	C-23	78	14	17	31	18	4	3	0	3	0	
Purchased from Hershey Bears (AHL), May 1971. Selected by Atlanta Flames in NHL Expansion Draft, June 1972.													
LEMIEUX, Alain	1986-87	C-11	1	0	0	0	0	-	-	-	-	-	-
Signed as a free agent, December 1986. Released, July 1987.													
LEMIEUX, Mario	1984-97	C-66	745	613	881	1494	737	89	70	85	155	83	
Selected in the first round of NHL Entry Draft (Laval, QMJHL), June 1984. Retired, May 1997.													
LEROUX, Francois	1994-97	D-18	165	2	14	16	356	33	1	3	4	34	
Claimed from Ottawa Senators in NHL Waiver Draft, January 1995. Traded to Colorado for a third round choice in 1998 NHL Entry Draft, June 1997.													
LIBETT, Nick	1979-81	LW-14	121	20	18	38	18	5	1	1	2	0	
Acquired from Detroit Red Wings for Peter Mahovich, August 1979. Released, August 1981.													
LINDSTROM, Willy	1985-87	RW-19	131	24	30	54	36	-	-	-	-	-	-
Selected from Edmonton Oilers in NHL Waiver Draft, October 1985. Released, July 1987.													
LONEY, Troy	1983-93	LW-11/24	532	69	100	169	982	66	8	14	22	97	
Selected in third round of NHL Entry Draft (Lethbridge, WHL), June 1982. Selected by Mighty Ducks of Anaheim in NHL Expansion Draft, June 1993.													
LONSBERY, Ross	1978-81	LW-18	236	56	73	129	150	17	2	3	5	13	
Acquired with Tom Bladen and Orest Kindrachuk from Philadelphia Flye's for a first round choice in 1978 NHL Amateur Draft, June 1978. Released, June 1981.													
LOWE, Darren	1984	RW-35	8	1	2	3	0	-	-	-	-	-	-
Signed as a free agent, February 1984. Released, October 1984.													
LUKOWICH, Bernie	1973-74	RW-11	53	9	10	19	32	-	-	-	-	-	-
Selected in second round of NHL Amateur Draft (New Westminster, WCHL), June 1972. Traded to St. Louis Blues for Bob Stump, January 1975.													
LUNDBERG, Brian	1982-83	D-2	1	0	0	0	2	-	-	-	-	-	-
Selected in ninth round of NHL Entry Draft (Univ. of Michigan, WCHA), June 1980. Released, December 1984.													

Player	Seasons	Pos/#	GP	REGULAR SEASON			PIM	GP	PLAYOFF			PIM
				G	A	PTS			G	A	PTS	
LUPIEN, Gilles Acquired from Montreal Canadiens for a third round choice in 1983 NHL Entry Draft, September 1980. Traded to Hartford Whalers for a sixth round choice in 1981 NHL Entry Draft, February 1981.	1980-81	D-2	31	0	1	1	34	-	-	-	-	
LYNCH, Jack Selected in second round of NHL Amateur Draft (Oshawa, OHA), June 1972. Traded with Jim Rutherford to Detroit Red Wings for Ron Stackhouse, January 1974.	1972-74	D-3	64	1	25	26	61	-	-	-	-	
LYON, Steve Signed to a tryout contract, November 1976. Released, June 1977.	1976-77	D-5	3	0	0	0	2	-	-	-	-	
MacDONALD, Lowell Selected from Los Angeles Kings in Intra-League Draft, June 1970. Released, February 1978.	1970-78	LW-14/18	328	140	166	306	60	15	6	4	10	
MACIVER, Norm Acquired with Troy Murray from Ottawa Senators for Martin Strake, April 1995. Traded to Winnipeg Jets for Neil Wilkinson, December 1995.	1995	D-22	45	2	30	32	38	12	1	4	5	
MacLEISH, Rick Acquired from Hartford Whalers for Russ Anderson and an eighth round choice in 1983 NHL Entry Draft, December 1981. Signed as a free agent by Philadelphia Flyers, October 1983.	1981-83	LW-7/19	46	13	17	30	30	5	1	1	2	
MacNEIL, Al Selected from New York Rangers in NHL Expansion Draft, June 1967. Traded to Montreal Canadiens for Wally Eoyer, June 1968.	1967-68	D-3	74	2	10	12	58	-	-	-	-	
MAHOVLICH, Peter Acquired with Peter Lee from Montreal Canadiens for Pierre Larouche and a player to be named later (Peter Marsh - December 1971, November 1977). Traded to Detroit Red Wings for Nick Libett, August 1979.	1977-79	C-20/26	117	39	75	114	76	2	0	1	1	
MALONE, Greg Selected in second round of NHL Amateur Draft (Oshawa, OHA), June 1976. Traded to Hartford Whalers for a third round choice in 1985 NHL Entry Draft, September 1983.	1976-83	C-12	495	143	221	364	496	18	3	5	8	
MANN, Jimmy Signed as a free agent, June 1987. Released, July 1988.	1987-88	RW-18	9	0	0	0	53	-	-	-	-	
MANTHA, Moe Acquired with a first round choice in 1984 NHL Entry Draft from Winnipeg Jets to complete a deal in which Randy Carlyle was sent to Winnipeg, March 1984. Traded with Craig Simpson, Dave Hannan and Chris Joseph to Edmonton Oilers for Paul Coffey, Dave Hunter and Wayne Van Dorp, November 1987.	1984-87	D-20	232	37	131	168	223	-	-	-	-	
MARSHALL, Paul Selected in second round of NHL Entry Draft (Brampton, OHA), August 1979. Traded with Kim Davis to Toronto Maple Leafs for Dave Burrows and Paul Gardner, November 1980.	1979-81	LW-20	59	12	12	24	13	1	0	0	0	
MATHIASEN, Dwight Signed as a free agent, March 1986. Released, July 1988.	1986-88	RW-11/22/24/34	33	1	7	8	18	-	-	-	-	
MATTIUSI, Dick Purchased from Cleveland Barons (AHL), September 1966. Traded with Earl Ingarfield and Gene Ubracko to Oakland Seals for Bryan Watson, George Swarbrick and Tracy Pratt, January 1969.	1967-69	LW-5	44	0	4	4	32	-	-	-	-	
MAXWELL, Bryan Claimed from Winnipeg Jets on waivers, October 1983. Released July 1985.	1983-85	D-5	89	3	20	23	141	-	-	-	-	
MAYER, Pat Signed as a free agent, July 1987. Traded to Los Angeles Kings for Tim Tockey, March 1988.	1987-88	D-32	1	0	0	0	4	-	-	-	-	
McADAM, Gary Acquired from Buffalo Sabres for Dave Schultz, February 1979. Traded to Detroit Red Wings for Errol Thompson, January 1981.	1978-81	LW-16	140	27	40	67	95	12	3	3	6	
McBAIN, Andrew Acquired with Jim Kyte and Randy Gilhen from Winnipeg Jets for Randy Cunneyworth, Rick Tabarracci and Dave McLlwain, June 1989. Traded with Dave Capuano and Dan Quinn to Vancouver Canucks for Rod Buskas, Barry Pederson and Tony Tanti, January 1990.	1989-90	RW-9	41	5	9	14	51	-	-	-	-	
McCALLUM, Dunc Acquired with Paul Andrea and George Konik from New York Rangers for Larry Jeffrey, June 1967. Claimed by Providence Reds (AHL) in Reverse Draft, June 1969. Purchased from Providence, January 1970. Released March 1970.	1967-71	D-6/26	185	14	35	49	228	10	1	2	3	
McCARTHY, Kevin Acquired from Vancouver Canucks for a third round draft choice in 1984 NHL Entry Draft, January 1984. Signed as a free agent by Philadelphia Flyers, July 1985.	1983-85	D-24/25	95	13	26	39	82	-	-	-	-	
McCLELLAND, Kevin Acquired with Pat Bouchette from Hartford Whalers as compensation for Hartford's signing of free agent Greg Milen, June 1981. Traded with a sixth round choice in 1984 NHL Entry Draft to Edmonton Oilers for Tom Roulston, December 1983.	1981-84	C-18	72	8	12	20	139	5	1	1	2	
McCREARY, Keith Selected from Montreal Canadiens in NHL Expansion Draft, June 1967. Selected by Atlanta Flames in NHL Expansion Draft, June 1972.	1967-72	LW-10/21	292	82	59	141	199	11	0	4	4	
McDONALD, Ab Selected from Detroit Red Wings in NHL Expansion Draft, June 1967. Traded to St. Louis Blues in a three-way deal with Philadelphia Flyers, June 1968.	1967-68	LW-20	74	22	21	43	38	-	-	-	-	
McDONNELL, Joe Signed as a free agent, December 1984. Released, July 1987.	1984-86	D-2	43	2	9	11	22	-	-	-	-	
McDONOUGH, Al Acquired from Los Angeles Kings for Bob Woytowich, January 1972. Traded to Atlanta Flames for Chuck Amasen and Bob Paradise, June 1974.	1971-74	RW-9	152	56	74	130	46	4	0	1	1	
McEACHERN, Shawn Selected in sixth round of NHL Entry Draft (Cambridge, MA, Matigon HS), June 1987. Traded to Los Angeles Kings for Marty McSorley, August 1993. Acquired with Tomas Sandstrom from Los Angeles Kings for Marty McSorley and Jim Paek, February 1994. Traded to Boston Bruins with Kevin Stevens for Bryan Smolinski, Glen Murray and a third round choice in 1996 NHL Entry Draft, August 1995.	1991-93/94-95	C/LW-15	170	53	59	112	78	48	6	11	17	
McEUGOUGH, Jim Acquired from Washington Capitals for Mark Taylor, March 1985. Released, July 1987.	1985-87	RW-16/22	42	4	10	14	20	-	-	-	-	
McKENZIE, Brian Selected in second round of NHL Amateur Draft (St. Catharines, OHA), June 1971. Sold to Atlanta Flames, October 1972.	1971-72	LW-15	6	1	1	2	4	-	-	-	-	
McKENZIE, Jim Acquired from Dallas Stars for Mike Needham, March 1994. Released, July 1995.	1994-95	LW-33	50	2	1	3	79	8	0	0	0	
McLlwAIN, Dave Selected in ninth round of NHL Entry Draft (North Bay, OHL), June 1986. Traded with Randy Cunneyworth and Rick Tabarracci to Winnipeg Jets for Jim Kyte, Andrew McBain and Randy Gilhen, June 1989. Acquired from Ottawa Senators for an eighth round choice in 1996 NHL Entry Draft, March 1996. Released, June 1996.	1987-89/96	C-19/26	109	14	15	29	50	9	0	1	1	
McMAHON, Mike Acquired from Detroit Red Wings for Billy Dea, October 1969. Selected by Buffalo Sabres in NHL Expansion Draft, June 1970.	1969-70	D-26	12	1	3	4	19	-	-	-	-	

Player	Seasons	Pos/#	REGULAR SEASON				PIM	PLAYOFF				
			GP	G	A	PTS		GP	G	A	PTS	
McMANAMA, Bob Signed as a free agent, August 1973. Released June 1978.	1973-76	D-15	99	11	25	36	28	8	0	1	1	6
McSORLEY, Marty Signed as a free agent, July 1982. Traded with Tim Hryniewicz to Edmonton Oilers for Gilles Meloche, September 1985. Acquired from Los Angeles Kings for Shawn McEachern, August 1983. Traded to Los Angeles with Jim Paek for Shawn McEachern and Tomas Sandstrom, February 1994.	1983-85/93-94	RW/D-4/33	134	5	25	30	378	-	-	-	-	-
MEEKER, Mike Selected in second round of NHL Amateur Draft (Peterborough, OHL), June 1978. Released, November 1982.	1978-79	RW-8/16	4	0	0	0	5	-	-	-	-	-
MEIGHAN, Ron Acquired with Anders Hakansson from Minnesota North Stars for George Ferguson and a first round choice in 1983 NHL Entry Draft, October 1982. Released, March 1985.	1982-83	D-5	41	2	6	8	16	-	-	-	-	-
MELOCHE, Gilles Acquired from Edmonton Oilers for Tim Hryniewicz and Marty McSorley, September 1985. Released, July 1988.	1985-88	G-27	104	0	2	2	22	-	-	-	-	-
MICHAYLUK, Dave Signed as a free agent, May 1989. Released, June 1992.	1992	LW-34	-	-	-	-	-	7	1	1	2	0
MILLEN, Greg Selected in fifth round of NHL Amateur Draft (Peterborough, OHL), June 1977. Signed by Hartford Whalers as a free agent, June 1981. Penguins received Pat Bouette and NHL rights to Kevin McMillan as compensation.	1978-81	G-29	135	0	5	5	20	10	0	0	0	0
MILLER, Kevin Acquired from San Jose Sharks for a fifth round choice in 1996 NHL Entry Draft and future considerations, March 1996. Released, June 1996.	1995-96	C-8	13	6	5	11	4	18	3	2	5	8
MILLER, Kip Claimed from New York Islanders in NHL Waiver Draft, October 1988.	1998-99	C-37	77	19	23	42	22	13	2	7	9	19
MIRONOV, Dmitri Acquired from Toronto Maple Leafs for Larry Murphy, July 1995. Traded with Shawn Antoski to Mighty Ducks of Anaheim for Alex Hicks and Fredrik Olausson, November 1996.	1995-96	D-15	87	4	36	40	112	15	0	1	1	10
MOKOSAK, Carl Signed as a free agent, July 1986. Released, July 1988.	1986-87	LW-31	3	0	0	0	4	-	-	-	-	-
MONAHAN, Hartland Acquired from Washington Capitals for a first round choice in 1979 NHL Entry Draft (later transferred to Minnesota North Stars), October 1977. Traded with Syl Apps to Los Angeles Kings for Dave Schultz, Gene Carr and a fourth round choice in 1978 NHL Amateur Draft, November 1977.	1977-78	RW-8	7	2	0	2	2	-	-	-	-	-
MORAN, Ian Selected in sixth round of NHL Entry Draft (Boston College, HE), June 1980.	1994-99	D/RW-24	186	10	17	27	125	32	1	4	5	14
MOROZOV, Aleksey Selected in the first round of NHL Entry Draft (Krylya-Sovetov, Russia), June 1995.	1997-99	RW-95	143	22	23	45	22	16	1	2	3	2
MORRISON, Jim Purchased from Baltimore Clippers (AHL), October 1969. Signed by Baltimore as a free agent, October 1971.	1969-71	D-27	132	5	25	30	72	8	0	3	3	10
MORRISON, Lew Acquired from Washington Capitals for Ron Lalonde, December 1974. Loaned to Birmingham Dusters (AHL), November 1977.	1974-78	RW-16	214	13	13	26	12	13	0	0	0	0
MULLEN, Joe Acquired from Calgary Flames for a second round choice in 1990 NHL Entry Draft, June 1990. Signed by Boston Bruins as a free agent, July 1995. Signed as a free agent, September 1996. Retired, May 1997.	1990-95/96-97	RW-7	379	153	172	325	101	62	15	17	32	24
MULVENNA, Glenn Signed as a free agent, December 1987. Released, June 1982.	1991-92	C-45	1	0	0	0	2	-	-	-	-	-
MULVEY, Paul Acquired from Washington Capitals as compensation for Washington's signing Orest Kindrachuk, September 1981. Claimed by Los Angeles Kings on waivers, December 1981.	1981	LW-26	27	1	7	8	76	-	-	-	-	-
MUNI, Craig Signed as a free agent, October 1996. Released, June 1997.	1998-97	D-28	64	0	4	4	36	3	0	0	0	0
MURPHY, Larry Acquired with Peter Taglianetti from Minnesota North Stars for Jim Johnson and Chris Dahlquist, December 1990. Traded to Toronto Maple Leafs for Dmitri Mironov and a second round choice in 1996 NHL Entry Draft, July 1995.	1990-95	D-4/55	336	78	223	301	215	74	15	57	72	73
MURRAY, Glen Acquired with Bryan Smolinski and a third round choice in 1996 NHL Entry Draft for Kevin Stevens and Shawn McEachern, August 1995. Traded to Los Angeles Kings for Eddie Olczyk, March 1997.	1995-97	RW-27	135	25	26	51	81	18	2	6	8	10
MURRAY, Troy Acquired with Norm Maciver from Ottawa Senators for Martin Straka, April 1995. Released, July 1995.	1994-95	C-12	13	0	2	2	23	12	2	1	3	12
NASLUND, Markus Selected in first round of NHL Entry Draft (MoDo, Sweden), June 1991. Traded to Vancouver Canucks for Alek Stojanov, March 1996.	1993-96	RW-29	151	25	42	67	65	-	-	-	-	-
NEATON, Pat Selected in seventh round of NHL Entry Draft (Univ. of Michigan, CCHA), June 1990. Released, July 1995.	1993-95	D-36	9	1	1	2	12	-	-	-	-	-
NEDVED, Petr Acquired with Sergei Zubov from New York Rangers for Luc Robitaille and Ulf Samuelsson, August 1995. Traded with Chris Tamer and Sean Pronger to the New York Rangers for Alexei Kovalev, Harry York and future considerations, November 1998.	1995-97	C-93	154	78	92	170	134	23	11	12	23	28
NEEDHAM, Mike Selected in sixth round of NHL Entry Draft (Kamloops, WHL), June 1983. Traded to Dallas for Jim McKenzie, March 1994.	1992-94	RW-45/39	81	9	5	14	16	14	2	0	2	4
NELSON, Todd Selected in fourth round of NHL Entry Draft (Prince Albert, WHL), June 1989. Signed as a free agent by Washington Capitals, July 1993.	1991-92	D-44	1	0	0	0	0	-	-	-	-	-
NEWTON, Cam Selected in eighth round of NHL Amateur Draft (Kitchener, OHA), June 1970. Signed by Chicago Cougars (WHA), May 1973.	1970-71/72-73	G-1/30	16	0	1	1	6	-	-	-	-	-
NOLAN, Ted Purchased from Buffalo Sabres, September 1985. Released, July 1986.	1985-86	LW-25/34	18	1	1	2	34	-	-	-	-	-

Player	Seasons	Pos/#	GP	REGULAR SEASON			PIM	GP	PLAYOFF			
				G	A	PTS			G	A	PTS	PIM
NOLET, Simon	1975-76	RW-9	39	9	8	17	2	3	0	0	0	0
Acquired with Ed Gilbert and a first round choice in 1976 NHL Amateur Draft from Kansas City Scouts for Steve Durban, Chuck Arneson and a first round choice in 1976 NHL Amateur Draft, January 1975. Traded with Michel Plasse to Colorado Rockies as compensation for Pittsburgh's signing Denis Herron as a free agent, August 1976												
NORIS, Joe	1971-72	D-27	35	2	5	7	36	-	-	-	-	-
Selected in third round of NHL Amateur Draft (Toronto Marlboros, OHA), June 1971. Traded to St. Louis Blues for Jim Shires, January 1973.												
NOWAK, Hank	1973-74	G-27	13	0	0	0	11	-	-	-	-	-
Purchased from Hershey Bears (AHL), May 1973. Traded with a third round choice in 1974 NHL Amateur Draft to Detroit Red Wings for Nelson DeBenedet, May 1974.												
OKSIUTA, Roman	1997	RW-20	7	0	0	0	4	-	-	-	-	-
Acquired from Mighty Ducks of Anaheim for Richard Park, March 1997. Released, October 1997.												
OLAUSSON, Fredrik	1996-98	D-23	127	13	47	60	80	10	0	4	4	2
Acquired with Alex Hicks from Mighty Ducks of Anaheim for Shawn Atoasi and Dmitri Mironov, November 1996. Signed as a free agent by Mighty Ducks of Anaheim, July 1998.												
OLCZYK, Eddie	1997-98	LW-27/16	68	15	18	33	41	11	3	0	3	16
Acquired from Los Angeles Kings for Glen Murray, March 1997. Signed as a free agent by Chicago Blackhawks, July 1998.												
O'REGAN, Tom	1983-86	C-8/12	61	5	12	17	10	-	-	-	-	-
Signed as a free agent, September 1983. Released, July 1986.												
OWCHAR, Dennis	1974-78	D-25	168	18	49	67	146	8	0	1	1	6
Selected in fourth round of NHL Amateur Draft (Toronto Marlboros, OHA), May 1973. Traded to Colorado Rockies for Tom Edr, December 1977.												
PAEK, Jim	1990-94	D-2/3	170	4	26	30	108	27	1	4	5	8
Selected in ninth round of NHL Entry Draft (Oshawa, OHL), June 1985. Traded to Los Angeles Kings with Marty M:Sorley for Shawn McEachern and Tomas Sandstrom, February 1994.												
PAIMENT, Wilf	1987-88	RW-9	23	2	6	8	39	-	-	-	-	-
Signed as a free agent, July 1987. Released, July 1988.												
PARADISE, Bob	1973-76/77-79	D-2/24	203	7	33	40	209	7	0	1	1	17
Acquired with Chuck Arneson from Atlanta Flames for Al McDonough, January 1974. Traded to Washington Capitals for a second round choice in 1976 NHL Amateur Draft, November 1975. Acquired from Washington Capitals for negotiating rights to Don Awrey, October 1977. Released, June 1979.												
PARK, Richard	1994-97	C-26/76	58	4	7	11	38	4	0	0	0	2
Selected in second round of NHL Entry Draft (Belleville, OHL), June 1984. Traded to Mighty Ducks of Anaheim for Roman Oksiuta, March 1997.												
PATTERSON, Ed	1993-96	RW-44	68	3	3	6	56	-	-	-	-	-
Selected in seventh round of NHL Entry Draft (Kamloops, WHL), June 1991. Released, July 1997.												
PEARSON, Mel	1967-68	C/LW-23	2	0	1	1	0	-	-	-	-	-
Selected from Chicago Blackhawks in NHL Expansion Draft, June 1967. Sold to Portland Buckaroos (WHL), July 1968.												
PEDERSON, Barry	1990-91	C-10	84	10	26	36	50	-	-	-	-	-
Acquired with Rod Buskas and Tony Tanti from Vancouver Canucks for Dave Capuano, Andrew McBain and Dan Quinn, January 1990. Released, June 1991.												
PIETRANGELO, Frank	1987-92	G-40	87	0	3	3	30	5	0	1	1	2
Selected in fourth round of NHL Entry Draft (Univ. of Minnesota, WCHA), June 1984. Traded to Hartford Whalers for future considerations, March 1992.												
PITTIS, Domenic	1996-97	C-23	1	0	0	0	0	-	-	-	-	-
Selected in second round of NHL Entry Draft (Lethbridge, WHL), June 1993. Signed as a free agent by Buffalo Sabres, July 1998.												
PLASSE, Michel	1974-76	G-31	76	0	3	3	24	3	0	0	0	0
Acquired from Kansas City Scouts for Jean Guy Legace and Denis Herron, January 1975. Traded with Simon Nolet to Colorado Rockies as compensation for Pittsburgh's signing of Denis Herron, August 1976.												
POLIS, Greg	1970-74	LW-22	256	88	70	158	146	4	0	2	2	0
Selected in first round of NHL Amateur Draft (Estepan, WCHL), June 1970. Traded with Bryan Watson and a second round choice in 1974 NHL Amateur Draft to St. Louis Blues for Bob Kelly, Ab DeMarco and Steve Durban, January 1974.												
PRATT, Kelly	1974-75	RW-12	22	0	6	6	15	-	-	-	-	-
Signed as a free agent, July 1974. Sold to Hershey Bears (AHL), August 1975.												
PRATT, Tracy	1968-70	D-6/11	83	5	12	17	158	10	0	1	1	51
Acquired with George Swarbrick and Bryan Watson from Oakland Seals for Earl Ingarfield, Dick Mattiussi and Gene Ubriaco, January 1969. Selected by Buffalo Sabres in NHL Expansion Draft, June 1970.												
PRENTICE, Dean	1969-71	LW-20	144	47	42	89	32	12	2	5	7	8
Selected from Detroit Red Wings in Intra-League Draft, June 1969. Sold to Minnesota North Stars, October 1971.												
PRICE, Noel	1967-69	D-4	143	8	45	53	109	-	-	-	-	-
Selected from Montreal Canadiens in NHL Expansion Draft, June 1967. Claimed by Springfield Kings (AHL) in Reverse Draft, June 1969.												
PRICE, Pat	1980-82	D-2	128	8	52	60	459	10	1	1	2	49
Acquired from Edmonton Oilers for Pat Hughes, March 1981. Signed as a free agent by Quebec Nordiques, December 1982.												
PRICE, Tom	1976-79	D-6/25/28	19	0	2	2	8	-	-	-	-	-
Signed as a free agent, February 1977. Released, June 1980.												
PRIESTLAY, Ken	1990-92	C-18	52	2	9	11	4	-	-	-	-	-
Acquired from Buffalo Sabres for Tony Tanti, March 1991. Released, July 1993.												
PRONGER, Sean	1998-99	C-12	7	1	0	1	2	5	0	0	0	4
Acquired from Mighty Ducks of Anaheim for rights to Patrick Lalime, March 1998. Traded with Petr Nudved and Chris Tamer to New York Rangers for Alexei Kovalev, Harry York and future considerations, November 1998.												
PRONOVOST, Jean	1968-78	RW-19	753	316	287	603	306	29	9	9	18	12
Purchased with John Arbour from Boston Bruins, May 1968. Traded to Atlanta Flames with Atlanta sending Dick Redmond to Boston and Boston sending Gregg Sheppard to Pittsburgh, September 1978.												
QUINN, Dan	1986-90/1996	C-10/14/9	270	111	165	276	224	11	6	3	9	10
Acquired from Calgary Flames for Mike Bullard, November 1986. Traded with Andrew McBain and Dave Capuano to Vancouver Canucks for Tony Tanti, Barry Pederson and Rod Buskas, January 1990. Signed as a free agent, July 1996. Released, December 1996.												

Player	Seasons	Pos/#	GP	REGULAR SEASON				PIM	GP	PLAYOFF			
				G	A	PTS	PIM			G	A	PTS	PIM
RAMSEY, Mike Acquired from Buffalo Sabres for Bob Errey, March 1993. Released, June 1994.	1992-94	D-6	77	3	4	7	30	13	0	6	6	4	
RECCHI, Mark Selected in fourth round of NHL Entry Draft (Kamloops, WHL), June 1988. Traded with Brian Benning and Los Angeles Kings' first round choice in 1992 NHL Entry Draft to Philadelphia Flyers for Rick Tocchet, Kjell Samuelsson, Ken Wreggett and a conditional draft choice, February 1992.	1988-92	RW-8/18	225	104	148	252	170	24	10	24	34	33	
REDQUEST, Greg Selected in fourth round of NHL Amateur Draft (Kingston, DHL), June 1976. Released, June 1978.	1977-78	G-25	1	0	0	0	0	-	-	-	-	-	
RICCI, Nick Selected in fourth round of NHL Entry Draft (Niagra Falls, DHL), August 1979. Traded with Pat Graham to Toronto Maple Leafs for Rocky Saganuik and Vincent Tremblay, August 1983.	1979-83	G-31	19	0	0	0	2	-	-	-	-	-	
RIGGIN, Pat Acquired from Boston Bruins for Roberto Romano, February 1987. Released, July 1988.	1986-88	G-1	39	0	1	1	14	-	-	-	-	-	
RISSLING, Gary Acquired from Washington Capitals for a fifth round choice in 1981 NHL Entry Draft, January 1981. Released, June 1987.	1983-85	RW-10/15/20/23	185	20	26	46	832	5	0	1	1	-	
RIVARD, Bob Selected from Montreal Canadiens in NHL Expansion Draft, June 1967. Sent to Baltimore Clippers (AHL) to complete an earlier deal in which Pittsburgh purchased Jim Morrison from Baltimore, November 1968.	1967-68	LW-19	27	5	12	17	4	-	-	-	-	-	
ROBERT, Rene Claimed from Toronto Maple Leafs in Intra-League Draft, June 1971. Traded to Buffalo Sabres for Eddie Shack, March 1972.	1971-72	C-14	49	7	11	18	42	-	-	-	-	-	
ROBERTS, Gord Acquired from St. Louis Blues for future considerations, October 1990. Signed as a free agent by Boston Bruins, June 1992.	1990-92	D-14/28	134	5	34	39	89	43	1	4	5	95	
ROBITAILLE, Luc Acquired from Los Angeles Kings for Rick Tocchet and a second round draft choice in 1995 NHL Entry Draft, July 1994. Traded to New York Rangers with Ulf Samuelsson for Sergei Zubov and Petr Nedved, August 1995.	1994-95	LW-20	46	23	19	42	37	12	7	4	11	26	
ROCHE, Dave Selected in third round of NHL Entry Draft (Peterborough, DHL), June 1933. Traded with Ken Wreggett to Calgary Flames for German Thov and Todd Husko, June 1998.	1995-97	LW-51	132	12	12	24	285	16	2	7	9	26	
ROMANO, Roberto Signed as a free agent, December 1982. Traded to Boston Bruins for Pat Riffin, February 1987. Signed as a free agent, October 1993. Released, June 1994.	1982-87/93-94	G-30/35	125	0	1	1	6	-	-	-	-	-	
ROULSTON, Tom Acquired from Edmonton Oilers for Kevin McClelland and a sixth round choice in the 1984 NHL Entry Draft, December 1983. Released, July 1986.	1983-84/85-86	RW-12/18	58	11	17	28	10	-	-	-	-	-	
RDWE, Mike Selected in third round of NHL Entry Draft (Toronto Marlboros, DHL), June 1983. Released, July 1988.	1984-87	D-5/33	11	0	0	0	11	-	-	-	-	-	
RUPP, Duane Acquired from Minnesota North Stars for Leo Boivin, January 1969. Released, June 1974.	1968-73	D-2	265	21	83	104	170	10	2	4	8		
RUSKOWSKI, Terry Signed as a free agent, October 1985. Signed as a free agent by Minnesota North Stars, July 1987.	1985-87	LW-8	143	40	74	114	309	-	-	-	-	-	
RUTHERFORD, Jim Selected from Detroit Red Wings in Intra-League Draft, June 1971. Traded with Jack Lynch to Detroit for Ron Stackhouse, January 1974.	1971-74	G-1/29	115	0	1	1	18	4	0	0	0	0	
SAGANIUK, Rocky Acquired with Vincent Tremblay from Toronto Maple Leafs for Pat Graham and Nick Ricci, August 1983. Removed from reserve list, July 1984.	1983-84	RW-11/33	29	1	3	4	37	-	-	-	-	-	
SAMUELSSON, Kjell Acquired with Rick Tocchet, Ken Wreggett and a conditional draft choice from Philadelphia Flyers for Mark Recchi, Brian Benning and Los Angeles Kings' first round draft choice in 1992 NHL Entry Draft, February 1992. Signed as a free agent by Philadelphia Flyers, July 1995.	1992-95	D-23/28	183	10	22	32	312	44	0	7	7	66	
SAMUELSSON, Ulf Acquired with Ron Francis and Grant Jennings from Hartford Whalers for John Cullen, Zarek Zalapski and Jeff Parker, March 1991. Traded to New York Rangers with Luc Robitaille for Sergei Zubov and Petr Nedved, August 1995.	1991-1995	D-5	277	11	83	94	804	66	4	12	16	123	
SANDERSON, Derek Signed as a free agent, March 1978. Retired, June 1978.	1977-78	C-16	13	3	1	4	0	-	-	-	-	-	
SANDSTROM, Tomas Acquired with Shawn McEachern from Los Angeles Kings for Marty McSorley and Jim Paek, February 1994. Traded to Detroit Red Wings for Greg Johnson, January 1997.	1993-97	RW-17	172	71	84	155	168	36	7	5	12	50	
SASSER, Grant Selected in fifth round of NHL Entry Draft (Portland, WHL), June 1982. Released, July 1986.	1983-84	C-19	3	0	0	0	0	-	-	-	-	-	
SATHER, Glen Selected from Boston Bruins in Intra-League Draft, June 1968. Traded to New York Rangers for Syl Apps and Sheldon Kannegiesser, January 1971.	1969-71	LW-16	122	20	17	37	210	10	0	2	2	17	
SAVOIA, Ryan Signed as a free agent, April 1995. Released, July 1999.	1998-99	C-18	3	0	0	0	0	-	-	-	-	-	
SCHINKEL, Ken Selected from New York Rangers in NHL Expansion Draft, June 1967. Named Penguins head coach, January 1973.	1967-73	RW-12	371	93	143	236	86	13	6	1	7	4	
SCHMIDT, Norm Selected in fourth round of NHL Entry Draft (Oshawa, OHL), June 1981. Released, July 1988.	1983-84/85-88	D-3/25	125	23	33	56	73	-	-	-	-	-	
SCHOCK, Ron Acquired with Craig Cameron from St. Louis Blues for Lou Angott and a first round choice in 1971 NHL Amateur Draft, June 1969. Traded to Buffalo Sabres for Brian Spencer, September 1977.	1969-77	C-17	619	124	280	404	201	29	2	12	14	23	
SCHOFIELD, Dwight Purchased from Washington Capitals, October 1986. Released, July 1987.	1986-87	D-4	25	1	6	7	59	-	-	-	-	-	

Player	Seasons	Pos/#	GP	REGULAR SEASON			PTS	PIM	PLAYOFF			PTS	PIM
				G	A	P			G	A	P		
SCHULTZ, Dave Acquired with Gene Carr and a fourth round choice in 1978 NHL Amateur Draft from Los Angeles Kings for Syl Apps and Hartland Monahan, November 1977. Traded to Buffalo Sabres for Gary McAdam, February 1979.	1977-79	LW-8	113	13	34	47	535	-	-	-	-	-	
SCHUTT, Rod Acquired from Montreal Canadiens for a first round choice in 1981 NHL Entry Draft, October 1978. Signed as a free agent by Toronto Maple Leafs, October 1985.	1978-84	LW-23/27	278	76	92	168	177	22	8	6	14	26	
SEROWIK, Jeff Signed as a free agent, October 1998. Released, July 1999.	1998-99	D-16	26	0	6	6	16	-	-	-	-	-	
SHACK, Eddie Acquired from Buffalo Sabres for Rene Robert, March 1972. Purchased by Toronto Maple Leafs, July 1973.	1972-73	LW-23/24	87	30	29	59	96	4	0	1	1	15	
SHEDDEN, Doug Selected in fifth round of NHL Entry Draft (Sault St. Marie, OHL), June 1980. Traded to Detroit Red Wings for Ron Cuguy, March 1986.	1981-86	RW-14	332	123	159	282	148	-	-	-	-	-	
SHEPPARD, Gregg Acquired from Boston Bruins with Boston receiving Dick Redmond from Atlanta Flames and Pittsburgh sending Jim Pronovost to Atlanta, September 1978. Released, June 1982.	1978-82	C-19	241	50	73	123	113	17	4	7	11	2	
SHIRES, Jim Acquired from St. Louis Blues for Joe Norris, January 1973. Released, June 1974.	1973	LW-27	18	1	2	3	2	-	-	-	-	-	
SIMMER, Charlie Selected from Boston Bruins in NHL Waiver Draft, October 1988. Released, July 1989.	1988-89	RW-13/16	50	11	17	28	24	-	-	-	-	-	
SIMPSON, Bob Signed as a free agent, October 1981. Released, July 1984.	1981-83	LW-28/33	30	10	9	19	4	2	0	0	0	0	
SIMPSON, Craig Selected in first round of NHL Entry Draft (Michigan State, CCHA), June 1985. Traded with Moe Mantha, Dave Harman and Chris Joseph to Edmonton Oilers for Paul Coffey, Dave Hunter and Wayne Van Dorp, November 1988.	1985-88	RW-18	169	50	55	105	140	-	-	-	-	-	
SIREN, Ville Acquired from Hartford Whalers for Pat Bouette, November 1984. Traded with Steve Gortaas to Minnesota North Stars for Scott Bjuggstad and Gord Dineen, December 1988.	1985-89	D-5	187	10	45	55	144	-	-	-	-	-	
SKRBEK, Pavel Selected in second round of NHL Entry Draft (Kladno, Czech), June 1996.	1996-99	D-46	4	0	0	0	2	-	-	-	-	-	
SKUDRA, Peter Signed as a free agent, September 1997.	1997-99	G-1	54	0	1	1	4	-	-	-	-	-	
SLEGR, Jiri Rights acquired from Edmonton Oilers for third round pick in 1998 NHL Entry Draft, August 1997.	1997-99	D-71	136	8	32	40	195	19	1	7	8	14	
SMITH, Al Purchased from Toronto Maple Leafs, June 1969. Selected by Detroit Red Wings in Intra-League Draft, June 1971.	1969-71	G-29	93	0	0	0	61	3	0	0	0	0	
SMITH, Doug Acquired from Vancouver Canucks for cash, February 1990. Released June 1990.	1990	C-15	10	1	1	2	25	-	-	-	-	-	
SMOLINSKI, Bryan Acquired with Glen Murray and a third round choice in 1996 NHL Entry Draft from Boston Bruins for Kevin Stevens and Shawn McEachern, August 1995. Traded to New York Islanders for Darius Kasparaitis and Andreas Johansson, November 1996.	1995-96	C-8/20	81	24	40	64	69	18	5	4	9	10	
SNELL, Ron Selected in second round of NHL Amateur Draft (Regina, WCJHL), June 1968. Sold to Hershey Bears (AHL), June 1973.	1968-70	RW-14/16	7	3	2	5	6	-	-	-	-	-	
SNELL, Ted Signed as a free agent, October 1973. Selected by Kansas City Scouts in NHL Expansion Draft, June 1974.	1973-74	RW-10	55	4	12	16	8	-	-	-	-	-	
SONNENBERG, Martin Signed as a free agent, October 1998.	1998-99	L-12	44	1	1	2	19	7	0	0	0	0	
SPEER, Billy Purchased from Cleveland Barons (AHL), September 1966. Selected by Boston Bruins in Intra-League Draft, June 1969.	1967-69	D-17	102	4	17	21	71	-	-	-	-	-	
SPENCER, Brian Acquired from Buffalo Sabres for Ron Schock, September 1977. Loaned to Binghamton Dusters (AHL), October 1978.	1977-78	LW-22	86	9	11	20	81	-	-	-	-	-	
STACKHOUSE, Ron Acquired from Detroit Red Wings for Jim Rutherford and Jack Lynch, January 1974. Retired, November 1982.	1973-82	D-3	621	66	277	343	547	32	5	8	13	38	
STANTON, Paul Selected in eighth round of NHL Entry Draft (Boston, MA, Catholic Memorial HSI), June 1985. Traded to Boston Bruins for third round choice in 1994 NHL Entry Draft, October 1993.	1990-93	D-22/23	206	11	38	49	199	44	2	10	12	66	
STAPLETON, Mike Signed as a free agent, September 1992. Claimed on waivers by Edmonton Oilers, February 1994.	1992-94	C-26	136	11	13	24	28	4	0	0	0	0	
STEVENS, Kevin Rights acquired from Los Angeles Kings for Anders Hakansson, September 1983. Traded to Boston Bruins with Shawn McEachern for Bryan Smolinski, Glen Murray and a third round choice in 1996 NHL Entry Draft, August 1995.	1987-95	LW-25	458	251	276	527	966	86	43	57	100	150	
STEWART, Bob Acquired from St. Louis Blues for Blair Chapman, November 1979. Released, November 1982.	1979-80	D-8	65	3	7	10	52	5	1	1	2	2	
STEWART, John Selected in second round of NHL Amateur Draft (Fin Flon, WCHL), June 1970. Selected by Atlanta Flames in NHL Expansion Draft, June 1972.	1970-72	LW-20/23/25	40	4	9	13	32	-	-	-	-	-	
ST. LAURENT, Andre Selected from Los Angeles Kings on waivers, February 1982. Traded to Detroit Red Wings for future considerations, October 1983.	1982-83	C-34	96	23	14	37	130	5	2	1	3	8	
STOJANOV, Alek Acquired from Vancouver Canucks for Markus Naslund, March 1996. Released, July 1998.	1995-97	LW-11/25	45	2	4	6	86	9	0	0	0	19	

Player	Seasons	Pos/#	GP	REGULAR SEASON				PIM	PLAYOFF				
				G	A	PTS	GP		G	A	PTS	PIM	
STOUGHTON, Blaine	1973-74	RW-12	34	5	6	11	8	-	-	-	-	-	-
Selected in first round of NHL Amateur Draft (Flin Flon, WCHL), May 1973. Traded with first round choice in 1977 NHL Amateur Draft to Toronto Maple Leafs for Rick Kehoe, September 1974.													
STRAKA, Martin	1992-95/97-99	C-82	312	91	130	221	163	36	11	10	21	12	
Selected in first round of NHL Entry Draft (Skoda Plzen, Czech), June 1992. Traded to Ottawa Senators for Norm Maciver and Troy Murray, April 1995. Signed as a free agent, August 1997.													
STRATTON, Art	1967-68	LW-7	58	16	21	37	16	-	-	-	-	-	-
Selected from Chicago Blackhawks in NHL Expansion Draft, June 1967. Purchased by Philadelphia Flyers to complete an earlier deal in which Pittsburgh received Wayne Hicks, March 1968.													
STUMPF, Bob	1975	D-29	3	0	0	0	0	-	-	-	-	-	-
Acquired from St. Louis Blues for Bernie Lukowich, January 1975. Loaned to Hershey Bears (AHL), October 1975.													
SUTTER, Rich	1982-84	RW-9/23	9	0	0	0	0	-	-	-	-	-	-
Selected in first round of NHL Entry Draft (Lethbridge, WHL), June 1982. Traded with a second and third round choice in 1984 NHL Entry Draft to Philadelphia Flyers for Andy Brickley, Mark Taylor, Ron Flockhart and a first and third round choice in 1984 NHL Entry Draft, October 1983.													
SWAIN, Gary	1968-69	LW-24	9	1	1	2	0	-	-	-	-	-	-
Selected in first round of NHL Amateur Draft (Niagra Falls, OHA), June 1968. Released, June 1971.													
SWARBRICK, George	1969-70	RW-10/15/20/23	31	1	7	8	36	-	-	-	-	-	-
Acquired with Bryan Watson and Tracy Pratt from Oakland Seals for Earl Ingarfield, Gene Libriaco and Dick Mattiussi, January 1969. Traded to Philadelphia Flyers for Terry Ball, June 1970.													
TABARACCI, Rick	1988-89	G-31	1	0	0	0	2	-	-	-	-	-	-
Selected in second round of NHL Entry Draft (Cornwall, OHL), June 1987. Traded with Randy Cunneyworth and Dave McLewain to Winnipeg Jets for Jim Kyte, Andrew McBain and Randy Gilhen, June 1988.													
TAGLIANETTI, Peter	1990-92/93-95	D-32	167	7	28	35	338	39	1	7	8	83	
Acquired with Larry Murphy from Minnesota North Stars for Jim Johnson and Chris Dahquist, December 1990. Selected by Tampa Bay Lightning in NHL Expansion Draft, June 1992. Acquired from Tampa Bay for third round choice in 1993 NHL Entry Draft, March 1993. Released, July 1995.													
TALLON, Dale	1978-80	D-4/19	95	10	33	43	53	4	0	0	0	4	
Acquired from Chicago Blackhawks for a second round choice in 1980 NHL Entry Draft, October 1978. Released, June 1980.													
TAMER, Chris	1993-98	D-2	242	8	21	29	556	37	0	8	8	52	
Selected in fourth round of NHL Entry Draft (Michigan, CCHA), June 1990. Traded to New York Rangers with Pet Nedved and Saan Pronger for Alexei Kovalev, Harry York and future considerations, November 1998.													
TANTI, Tony	1990-91	RW-9	83	20	30	50	66	-	-	-	-	-	-
Acquired with Rod Buskas and Barry Pederson from Vancouver Canucks for Dave Capuano, Andrew McBain and Dan Quinn, January 1990. Traded to Buffalo Sabres for Ken Priestley, March 1991.													
TAYLOR, Bob	1976	G-30	2	0	0	0	0	-	-	-	-	-	-
Acquired with Ed Van Impe from Philadelphia Flyers for Gary Inness, March 1976. Released, June 1976.													
TAYLOR, Mark	1983-85	C-16	106	31	41	72	43	-	-	-	-	-	-
Acquired with Ron Flockhart, Andy Brickley and a first and third round choice in 1984 NHL Entry Draft from Philadelphia Flyers for Rich Sutter and a second and third round choice in 1984 NHL Entry Draft, October 1983. Traded to Washington Capitals for Jim McGeough, March 1985.													
TEBBUTT, Greg	1983-84	D-34	14	1	8	9	16	-	-	-	-	-	-
Signed as a free agent, July 1983. Released, July 1985.													
THOMPSON, Errol	1981	LW-6	34	6	8	14	12	-	-	-	-	-	-
Acquired from Detroit Red Wings for Gary McAdam, January 1981. Released, November 1982.													
THORNBURY, Tom	1983-84	D-34	14	1	8	9	16	-	-	-	-	-	-
Selected in third round of NHL Entry Draft (Niagra Falls, OHL), June 1981. Traded to Quebec Nordiques for Brian Ford, December 1984.													
TIPPETT, Dave	1992-93	LW/C-14	74	6	19	25	56	12	1	4	5	14	
Signed as a free agent, August 1992. Released, June 1993.													
TITOV, German	1998-99	L-31/9	72	11	45	56	34	11	3	5	8	4	
Acquired with Todd Hlushko from Calgary Flames for Ken Wregget and Dave Roche, June 1998.													
TOCCHET, Rick	1992-94	RW/92/22	150	76	103	179	435	32	15	22	37	68	
Acquired with Kjell Samuelsson, Ken Wregget and a conditional draft choice from Philadelphia Flyers for Mark Recchi, Brian Benning and Los Angeles Kings' first round choice in 1992 NHL Entry Draft, February 1992. Traded to Los Angeles with Pittsburgh's second round choice in 1995 NHL Entry Draft for Luc Robitaille, July 1994.													
TOOKEY, Tim	1983-84	C-11	8	0	2	2	2	-	-	-	-	-	-
Signed as a free agent, September 1983. Signed as a free agent by Philadelphia Flyers, July 1985.													
TREMBLAY, Vincent	1983-84	G-31	4	0	0	0	2	-	-	-	-	-	-
Acquired with Rocky Saganuik from Toronto Maple Leafs for Nick Ricci and Pat Graham, August 1983. Released, July 1984.													
TROTTER, Bryan	1990-92/93-94	C-19	156	24	48	72	114	46	7	7	14	57	
Signed as a free agent, July 1990. Retired August 1992. Signed as a free agent, June 1993. Retired, August 1994.													
TURNBULL, Ian	1982-83	D-7	7	0	0	0	4	-	-	-	-	-	-
Signed as a free agent, October 1982. Released, July 1983.													
UBRIACO, Gene	1967-69	LW/C-11	114	33	26	59	30	-	-	-	-	-	-
Acquired from Hershey Bears (AHL) for Gil Gilbert, October 1967. Traded with Earl Ingarfield and Dick Mattiussi to Oakland Seals for George Swarbrick, Bryan Watson and Tracy Pratt, January 1969.													
VALK, Garry	1997-98	LW-26/8/18	56	5	5	10	58	-	-	-	-	-	-
Acquired from Mighty Ducks of Anaheim for Jean Jacques Daigneault, February 1997. Signed as a free agent by Toronto Maple Leafs, October 1998.													
VAN DORP, Wayne	1987-88	LW-22	25	1	3	4	75	-	-	-	-	-	-
Acquired with Paul Coffey and Dave Hunter from Edmonton Oilers for Craig Simpson, Dave Hannan, Moe Mantha and Chris Joseph, November 1987. Traded to Buffalo Sabres for future considerations, September 1988.													

Player	Seasons	Pos/#	REGULAR SEASON				PLAYOFF					
			GP	G	A	PTS	PIM	GP	G	A	PTS	PIM
VAN IMPE, Ed Acquired with Bobby Taylor from Philadelphia Flyers for Gary Inness, March 1976. Released, July 1977.	1976-77	D-2	22	0	8	8	22	3	0	1	1	2
WATSON, Bryan Acquired with George Swarbrick and Tracy Pratt from Oakland Seals for Earl Ingarfield, Gene Urbiano and Dick Mattisuzzi, January 1969. Traded with Greg Polis and a second round choice in 1974 NHL Amateur Draft to St. Louis Blues for Steve Durban, Ab DeMarco and Bob Kelly, January 1974.	1969-74	D-5	303	8	57	65	871	14	0	0	0	38
WEIR, Wally Selected from Hartford Whalers in NHL Waiver Draft, March 1985. Released, July 1985.	1985	D-23	14	0	3	3	34	-	-	-	-	-
WELLS, Chris Selected in first round of NHL Entry Draft (Seattle, WHL), June 1994. Traded to Florida Panthers for Stu Barnes and Jason Woolley, November 1996.	1995-96	C-12	54	2	2	4	59	-	-	-	-	-
WERENKA, Brad Signed as a free agent, July 1997.	1997-99	D-5	152	9	33	42	139	19	2	1	3	14
WILEY, Jim Signed as a free agent, June 1972. Selected by Vancouver Canucks in Intra-League Draft, June 1974.	1972-74	C-8	26	0	4	4	2	-	-	-	-	-
WILKINS, Barry Acquired from Vancouver Canucks for Ab DeMarco, November 1974. Signed as a free agent by Edmonton Oilers (WHA), September 1976.	1974-76	D-5	133	5	56	61	203	6	0	1	1	4
WILKINSON, Neil Acquired from Winnipeg Jets for Norm Maciver, December 1995. Retired, April 1999.	1995-99	D-6	122	4	14	18	169	20	0	1	1	18
WILSON, Dunc Acquired from New York Rangers for a fourth round choice in 1978 NHL Amateur Draft, October 1976. Purchased by Vancouver Canucks, November 1978.	1976-78	G-29	66	0	2	2	21	-	-	-	-	-
WILSON, Mitch Signed as a free agent, July 1986. Released, January 1991.	1986-87	C-33	17	2	1	3	83	-	-	-	-	-
WOLF, Bennett Selected in third round of NHL Entry Draft (Kitchener, OHL), August 1979. Released, July 1985.	1980-83	D-3/6/16	30	0	1	1	133	-	-	-	-	-
WOOLLEY, Jason Acquired with Stu Barnes from Florida Panthers for Chris Wells, November 1996. Traded to Buffalo Sabres for fifth round choice in 1998 NHL Entry Draft, September 1997.	1996-97	D-22	57	6	30	36	28	5	0	3	3	0
WOYTOWICH, Bob Acquired from Minnesota North Stars for a first round choice in 1972 NHL Amateur Draft, October 1968. Traded to Los Angeles Kings for Al McDonough, June 1972.	1968-72	D-3/20	248	22	71	93	151	10	1	2	3	2
WREGGET, Ken Acquired with Riek Tocchet, Kjell Samuelsson and a conditional draft choice from Philadelphia Flyers for Mark Recchi, Brian Banning and Los Angeles Kings' first round choice in 1992 NHL Entry Draft, February 1992. Traded with Dave Roche to Calgary Flames for German Titov and Todd Hlushko, June 1998.	1992-98	G-31	212	0	5	5	50	26	0	1	1	9
WRIGHT, Tyler Acquired from Edmonton Oilers for seventh round draft choice in 1996 NHL Entry Draft, June 1996.	1996-99	C-29	188	5	6	11	272	19	0	1	1	23
YORK, Harry Acquired with Alexei Kovalev and future considerations from New York Rangers for Petr Nedved, Chris Tamer and Sean Pronger, November 1998. Acquired off waivers by Vancouver Canucks, December 1998.	1998	C-32	2	0	0	0	0	-	-	-	-	-
YOUNG, Scott Acquired from Hartford Whalers for Rob Brown, December 1990. NHL rights traded to Quebec Nordiques for Bryen Fogarty, March 1992.	1990-91	RW/LW/6/34	43	11	16	27	33	17	1	6	7	2
YOUNG, Warren Signed as a free agent, August 1983. Signed by Detroit Red Wings as a free agent, July 1985. Purchased from Detroit, October 1986. Sold to Detroit, May 1987. Signed as a free agent September 1987. Released, July 1988.	1983-85/86-88	LW-11/35	152	49	52	101	313	-	-	-	-	-
YOUNG, Wendell Acquired with seventh round choice in 1990 NHL Entry Draft from Philadelphia Flyers for a third round choice in 1990 NHL Entry Draft, September 1988. Selected by Tampa Bay Lightning in NHL Expansion Draft, June 1992. Acquired from Tampa Bay for future considerations, February 1995. Released, July 1995.	1988-92/95	G-1	111	0	7	7	14	1	0	0	0	0
ZAINE, Rod Purchased from Baltimore Clippers (AHL), June 1970. Selected by Buffalo Sabres in Intra-League Draft, June 1971.	1970-71	C-24	37	8	5	13	21	-	-	-	-	-
ZALAPSKI, Zarley Selected in first round of NHL Entry Draft (Canadian National Team), June 1986. Traded with John Cullen and Jeff Parker to Hartford Whalers for Ron Francis, Ulf Samuelsson and Grant Jennings, March 1991.	1987-91	D-33	190	33	102	135	160	11	1	8	9	13
ZEMLAK, Richard Acquired from Minnesota North Stars for the NHL rights to Rob Gaudreau, November 1988. Released, July 1990.	1988-90	RW-18	50	1	5	6	178	1	0	0	0	10
ZUBOV, Sergei Acquired with Petr Nedved from New York Rangers for Luc Robitaille and Ulf Samuelsson, August 1995. Traded to Dallas Stars for Kevin Hatcher, June 1996.	1995-96	D-3/56	64	11	55	66	22	18	1	14	15	26

PITTSBURGH PENGUINS ALL-TIME GOALIES

NAME	GP	MIN	GA	ENG	SO	AVG.	W	L	T	SAVES	SV%
JEAN-SEBASTIEN AUBIN	17	756	28	0	2	2.22	4	3	6	276	.908
PETER SKUDRA	54	2765	115	8	3	2.49	21	15	8	1048	.890
Philippe DeRouville	3	119	5	1	0	2.52	1	1	0	60	.923
Roy Edwards	15	847	36	2	0	2.55	2	8	4	355	.908
Hank Bassen	25	1299	62	2	1	2.86	7	10	3	616	.909
Patrick Lalime	39	2058	101	3	3	2.94	21	12	2	1065	.913
Marv Edwards	1	60	3	0	0	3.00	0	1	0	30	.909
Al Smith	91	5027	257	2	4	3.07	24	42	17	2277	.899
Les Binkley	196	11046	575	8	11	3.12	58	94	34	5022	.897
Jim Rutherford	115	6252	327	6	4	3.14	44	49	14	2915	.899
Joe Daley	38	2143	113	4	2	3.16	11	18	6	1094	.906
TOM BARRASSO	440	25009	1363	32	21	3.27	221	146	51	11730	.884
Ken Wregget	212	11737	644	17	6	3.29	104	67	21	5640	.898
Gary Inness	100	5366	299	6	2	3.34	39	37	13	2591	.897
Dunc Wilson	66	3807	224	1	5	3.53	23	30	11	1750	.887
Michel Plasse	75	4190	251	1	2	3.59	33	24	14	2013	.889
Pat Rigglin	39	2157	131	1	0	3.64	15	14	7	916	.868
Gilles Meloche	104	5726	348	10	0	3.65	34	43	17	2491	.865
Gary Edwards	6	360	22	0	1	3.67	3	2	1	171	.886
Steve Guenette	32	1779	110	2	1	3.71	17	15	0	832	.883
Cam Newton	16	814	51	2	0	3.76	4	7	1	360	.876
Andy Brown	45	2476	156	0	1	3.78	16	20	6	1126	.878
Greg Millen	135	7839	501	10	4	3.83	57	56	18	3482	.874
Denis Herron	290	16105	1040	22	6	3.87	88	133	44	8072	.886
Roberto Romano	125	7051	465	9	4	3.96	46	62	8	3407	.880
Rob Dopson	2	45	3	0	0	4.00	0	0	0	20	.870
Rob Holland	44	2513	171	4	1	4.08	11	22	9	1060	.861
Frank Pietrangelo	87	4478	308	2	1	4.13	34	32	3	2125	.873
Wendell Young	111	5576	385	9	1	4.14	42	47	5	2710	.876
Michel Dion	151	8477	605	22	0	4.28	42	79	20	3998	.855
Nick Ricci	19	1087	79	4	0	4.36	7	12	0	474	.857
Bob Johnson	12	476	40	0	0	5.04	3	4	1	237	.856
Alain Chevrier	3	166	14	0	0	5.06	1	2	0	75	.843
Bob Taylor	2	78	7	1	0	5.38	0	1	0	41	.837
Paul Harrison	13	700	64	1	0	5.49	3	7	0	288	.816
Gordie Laxton	17	800	74	2	0	5.55	4	9	0	359	.829
Vincent Tremblay	4	240	24	1	0	6.00	0	4	0	117	.830
Brian Ford	8	457	48	0	0	6.30	2	6	0	248	.838
Rick Tabaracci	1	33	4	0	0	7.27	0	0	0	17	.810
Paul Hoganson	2	57	7	0	0	7.37	0	1	0	21	.750
Greg Redquest	1	13	3	0	0	13.85	0	0	0	2	.400
TOTALS	2522	152155	9260	195	88	3.65	1042	1136	344	71606	.871

BEST ALL-TIME HOME STANDS**Two Game Stands (2-0-0)**

72 times (last time - March 18-21, 1998)

Three Game Stands (3-0-0)

12 times (last time - Jan. 5-9, 1999)

Four Game Stands (4-0-0)

Feb. 15-21, 1975

Jan. 30-Feb. 6, 1988

Nov. 22-29, 1998

Five Game Stands (5-0-0)

Feb. 2-11, 1999

BEST ALL-TIME ROAD STANDS**Two Game Trips (2-0-0)**

14 times (last time - Oct. 10-14, 1998)

Three Game Trips (3-0-0)

March 26-30, 1968

Oct. 13-17, 1971

Jan. 20-25, 1995

Four Game Trips (4-0-0)

Jan. 16-23, 1988

	COACH	GP	W	L	T	PTS	GF	GA	PCT.
1967-68	Red Sullivan	74	27	34	13	67	195	216	.453
	(Home)	37	15	12	10	40	115	101	.541
	(Road)	37	12	22	3	27	80	115	.365
Fifth in Western Division - 10th of 12 teams - Did not make the playoffs									
1968-69	Red Sullivan	76	20	45	11	51	189	252	.336
	(Home)	38	12	20	6	30	99	113	.395
	(Road)	38	8	25	5	21	90	139	.276
Fifth in Western Division - 11th of 12 teams - Did not make the playoffs									
1969-70	Red Kelly	76	26	38	12	64	182	238	.421
	(Home)	38	17	13	8	42	105	108	.553
	(Road)	38	9	25	4	22	77	130	.289
Second in Western Division - 7th of 12 teams - Eliminated Oakland, 4-0, in Quarterfinals; Lost to St. Louis, 4-2, in Semifinals									
1970-71	Red Kelly	78	21	37	20	62	221	240	.397
	(Home)	39	18	12	9	45	126	92	.576
	(Road)	39	3	25	11	17	95	148	.218
Sixth in Western Division - 11th of 14 teams - Did not make playoffs									
1971-72	Red Kelly	78	26	38	14	66	220	258	.423
	(Home)	39	18	15	6	42	132	125	.538
	(Road)	39	8	23	8	24	88	133	.308
Fourth in Western Division - 9th of 14 teams - Lost to Chicago, 4-0, in Quarterfinals									
1972-73	TOTAL	78	32	37	9	73	257	265	.468
	Red Kelly	42	17	19	6	40	144	137	.476
	Ken Schinkel	36	15	18	3	33	113	128	.458
	(Home)	39	24	11	4	52	150	104	.667
	(Road)	39	8	26	5	21	107	161	.269
Ken Schinkel replaced Red Kelly on January 13, 1973 - Fifth in Western Division - 10th of 16 teams - Did not make the playoffs									
1973-74	TOTAL	78	28	41	9	65	242	273	.417
	Ken Schinkel	50	14	31	5	33	138	185	.330
	Marc Boileau	28	14	10	4	32	104	88	.571
	(Home)	39	15	18	6	36	124	116	.462
	(Road)	39	13	23	3	29	118	157	.371
Marc Boileau replaced Ken Schinkel on February 6, 1974 - Fifth in Western Division - 11th of 16 teams - Did not make playoffs									
1974-75	Marc Boileau	80	37	28	15	89	326	289	.556
	(Home)	40	25	5	10	60	132	113	.750
	(Road)	40	12	23	5	29	134	176	.363
Third in Norris Division - 6th of 18 teams - Eliminated St. Louis, 2-0, in Preliminary Round; Lost to NY Islanders, 4-3, in Quarterfinals									
1975-76	TOTAL	80	35	33	12	82	339	303	.513
	Marc Boileau	43	15	23	5	35	161	181	.407
	Ken Schinkel	37	20	10	7	47	178	122	.635
	(Home)	40	23	11	6	52	196	137	.650
	(Road)	40	12	22	6	30	143	166	.375
Ken Schinkel replaced Marc Boileau on January 17, 1976 - Third in Norris Division - 8th of 18 teams - Lost to Toronto, 2-1, in Preliminary Round									
1976-77	Ken Schinkel	80	34	33	13	81	240	252	.506
	(Home)	40	22	12	6	50	139	119	.625
	(Road)	40	12	21	7	31	101	133	.386
Third in Norris Division - 7th of 18 teams - Lost to Toronto, 2-1, in Preliminary Round									
1977-78	Johnny Wilson	80	25	37	18	68	254	321	.425
	(Home)	40	16	15	9	41	143	147	.513
	(Road)	40	9	22	9	27	111	174	.338
Fourth in Norris Division - 12th of 18 teams - Did not make playoffs									
1978-79	Johnny Wilson	80	36	31	13	85	281	279	.531
	(Home)	40	23	12	5	51	152	120	.638
	(Road)	40	13	19	8	34	129	159	.425
Second in Norris Division - 8th of 18 teams - Eliminated Buffalo, 2-1, in Preliminary Round; Lost to Boston, 4-0, in Quarterfinals									
1979-80	Johnny Wilson	80	30	37	13	73	251	303	.456
	(Home)	40	20	13	7	47	145	134	.588
	(Road)	40	10	24	6	26	106	169	.325
Third in Norris Division - 13th of 21 teams - Lost to Boston, 3-2, in Preliminary Round									
1980-81	Ed Johnston	80	30	37	13	73	302	345	.456
	(Home)	40	21	16	3	45	160	154	.563
	(Road)	40	9	21	10	28	142	191	.350
Third in Norris Division - 15th of 21 teams - Lost to St. Louis, 3-2, in Preliminary Round									
1981-82	Ed Johnston	80	31	36	13	75	310	337	.469
	(Home)	40	21	11	8	50	167	143	.625
	(Road)	40	10	25	5	25	143	194	.313
Fourth in Patrick Division - 12th of 21 teams - Lost to NY Islanders, 3-2, in Preliminary Round									
1982-83	Ed Johnston	80	18	53	9	45	257	394	.281
	(Home)	40	14	22	4	32	134	170	.400
	(Road)	40	4	31	5	13	123	224	.163
Sixth in Patrick Division - 21st of 21 teams - Did not make playoffs									
1983-84	Lou Angotti	80	16	58	6	38	254	390	.238
	(Home)	40	7	29	4	18	132	182	.225
	(Road)	40	9	29	2	20	122	208	.250
Sixth in Patrick Division - 21st of 21 teams - Did not make playoffs									
1984-85	Bob Berry	80	24	51	5	53	276	385	.331
	(Home)	40	17	20	3	37	150	171	.463
	(Road)	40	7	31	2	16	126	214	.200
Sixth in Patrick Division - 20th of 21 teams - Did not make playoffs									
1985-86	Bob Berry	80	34	38	8	76	313	305	.475
	(Home)	40	20	15	5	45	155	133	.563
	(Road)	40	14	23	3	31	158	172	.388
Fifth in Patrick Division - 15th of 21 teams - Did not make the playoffs									

	COACH	GP	W	L	T	PTS	GF	GA	PCT.
1986-87	Bob Berry	80	30	38	12	72	297	290	.450
	(Home)	40	19	15	6	44	164	145	.550
	(Road)	40	11	23	6	28	133	145	.350
Fifth in Patrick Division - 14th of 21 teams - Did not make the playoffs									
1987-88	Pierre Creamer	80	36	35	9	81	319	316	.506
	(Home)	40	22	12	6	50	171	140	.625
	(Road)	40	14	23	3	31	148	176	.388
Sixth in Patrick Division - 12th of 21 teams - Did not make the playoffs.									
1988-89	Gene Ubriaco	80	40	33	7	87	347	349	.544
	(Home)	40	24	13	3	51	185	159	.638
	(Road)	40	16	20	4	36	163	190	.450
Second in Patrick Division - 6th of 21 teams - Eliminated NY Rangers, 4-0, in Division Semifinals; Lost to Philadelphia, 4-3, in Division Finals.									
1989-90	TOTAL	32	40	8	72	318	359	0.45	
	Gene Ubriaco	26	10	14	2	22	101	110	.423
	Craig Patrick	54	22	26	6	50	217	249	.462
	(Home)	40	22	15	3	47	178	166	.588
	(Road)	40	10	25	5	25	140	193	.313
Craig Patrick replaced Gene Ubriaco on December 5, 1989 - Fifth in Patrick Division - 17th of 21 teams - Did not make the playoffs									
1990-91	Bob Johnson	80	41	33	6	88	342	305	.550
	(Home)	40	25	12	3	53	184	132	.663
	(Road)	40	16	21	3	35	158	173	.438
First in Patrick Division - 7th of 21 teams - Eliminated New Jersey, 4-3, in Division Semifinals; Eliminated Washington, 4-1, in Division Finals; Eliminated Boston, 4-2, in Wales Conference Final; Defeated Minnesota, 4-2, in Stanley Cup Final									
1991-92	Scott Bowman	80	39	32	9	87	343	308	.544
	(Home)	40	21	13	6	48	192	154	.600
	(Road)	40	18	19	3	39	151	154	.488
Third in Patrick Division - 6th of 22 teams - Eliminated Washington, 4-3, in Division Semifinals; Eliminated NY Rangers, 4-2, in Division Finals; Eliminated Boston, 4-0, in Wales Conference Final; Defeated Chicago, 4-0, in Stanley Cup Final									
1992-93	Scott Bowman	84	56	21	7	119	367	268	.708
	(Home)	41	31	6	4	66	198	128	.805
	(Road)	41	23	15	3	49	159	136	.598
	(Neutral Site)	2	2	0	0	4	10	4	1.000
First in Patrick Division - 1st of 24 teams - Eliminated New Jersey, 4-1, in Division Semifinals; Lost to NY Islanders, 4-3, in Division Finals									
1993-94	Ed Johnston	84	44	27	13	101	299	285	.601
	(Home)	41	24	9	8	56	155	128	.683
	(Road)	41	18	18	5	41	132	153	.500
	(Neutral Site)	2	2	0	0	4	12	4	1.000
First in Northeast Division - 3rd of 26 teams - Lost to Washington, 4-2, in Conference Quarterfinals									
1994-95	Ed Johnston	48	29	16	3	61	181	158	.635
	(Home)	24	18	5	1	37	103	71	.771
	(Road)	24	11	11	2	24	78	87	.500
Second in Northeast Division - 3rd of 26 teams - Eliminated Washington, 4-3, in Conference Quarterfinals; Lost to New Jersey, 4-1, in Conference Semifinals									
1995-96	Ed Johnston	82	49	29	4	102	362	284	.622
	(Home)	41	32	9	0	64	215	136	.780
	(Road)	41	17	20	4	38	147	148	.463
First in Northeast Division - 4th of 26 teams - Eliminated Washington, 4-2, in Conference Quarterfinals; Eliminated NY Rangers, 4-1, in Conference Semifinals; Lost to Florida, 4-3, in Conference Finals									
1996-97	TOTALS	82	38	36	8	84	285	280	.512
	Ed Johnston	62	31	26	5	67	220	205	.540
	Craig Patrick	20	7	10	3	17	65	75	.425
	(Home)	41	25	11	5	55	154	122	.671
	(Road)	41	13	25	3	29	131	158	.354
Craig Patrick replaced Ed Johnston on March 3, 1997 - Second in Northeast Division - 10th of 26 teams - Lost to Philadelphia, 4-1, in Conference Quarterfinals									
1997-98	Kevin Constantine	82	40	24	18	98	228	188	.598
	(Home)	41	21	10	10	52	125	98	.634
	(Road)	41	19	14	8	46	103	90	.561
First in Northeast Division - 4th of 26 teams - Lost to Montreal, 4-2, in Conference Quarterfinals									
1998-99	Kevin Constantine	82	38	30	14	90	242	225	.555
	(Home)	41	21	10	10	52	132	103	.634
	(Road)	41	17	20	4	38	110	122	.463
Third in Atlantic Division - 11th of 27 teams - Eliminated New Jersey 4-3, in Conference Quarterfinals; Lost to Toronto, 4-2, in Conference Semifinals									

	PENGUINS CAREER TOTALS								
	GP	W	L	PTS	GF	GA	PCT.		
TOTALS	2522	1042	1136	344	2428	8999	9260	.479	
Home	1259	653	422	184	1490	4875	4164	.592	
Road	1259	385	714	160	930	4092	5088	.369	
Neutral	4	4	0	0	8	22	8	1.000	

GAMES COACHED		CAREER COACHING RECORDS		WINNING PERCENTAGE	
		VICTORIES			
Ed Johnston	516	Ed Johnston	232	Scott Bowman	.628
Red Kelly	274	Scott Bowman	95	Kevin Constantine	.573
Bob Berry	240	Johnny Wilson	91	Bob Johnson	.550
Johnny Wilson	240	Red Kelly	90	Marc Boileau	.517
Ken Schinkel	203	Bob Berry	88	Gene Ubriaco	.514
Scott Bowman	164	Ken Schinkel	83	Ed Johnston	.508

PITTSBURGH PENGUINS GENERAL MANAGERS

		GP	W	L	T	PTS	PCT
1. Jack Riley	June 6, 1967 to May 1970	226	73	117	36	182	.403
2. Red Kelly	May 1970 to January 29, 1972	126	33	64	29	95	.377
3. Jack Riley	January 29, 1972 to January 13, 1974	149	57	73	19	133	.446
4. Jack Button	January 13, 1974 to July 1975	117	54	44	19	127	.543
5. Wren Blair	July 1975 to December 3, 1976	105	44	44	17	105	.500
6. Baz Bastien	December 3, 1976 to March 15, 1983	527	193	248	86	472	.448
7. Ed Johnston	May 27, 1983 to April 14, 1988	400	140	220	40	320	.400
8. Tony Esposito	April 14, 1988 to December 5, 1989	106	50	47	9	109	.514
9. Craig Patrick	December 5, 1989 to present	758	396	274	88	880	.580

PITTSBURGH PENGUINS HEAD COACHES

		GP	W	L	T	PTS	PCT
1. Red Sullivan	June 6, 1967 to March 31, 1969	150	47	79	24	118	.393
2. Red Kelly	July 2, 1969 to January 13, 1973	274	90	132	52	232	.423
3. Ken Schinkel*	January 13, 1973 to February 6, 1974	86	29	49	8	66	.384
4. Marc Boileau	February 6, 1974 to January 17, 1976	151	66	61	24	156	.517
5. Ken Schinkel*	January 17, 1976 to May 19, 1977	117	54	43	20	128	.547
6. Johnny Wilson	June 13, 1977 to May 8, 1980	240	91	105	44	226	.471
7. Ed Johnston**	July 15, 1980 to July 20, 1983	240	79	126	35	193	.402
8. Lou Angotti	July 20, 1983 to June 4, 1984	80	16	58	6	38	.238
9. Bob Berry	June 4, 1984 to April 13, 1987	240	88	127	25	201	.419
10. Pierre Creamer	June 4, 1987 to June 14, 1988	80	36	35	9	81	.506
11. Gene Ubriaco	June 28, 1988 to December 5, 1989	106	50	47	9	109	.514
12. Craig Patrick***	December 5, 1989 to June 12, 1990	54	22	26	6	50	.462
13. Bob Johnson	June 12 1990 to November 26, 1991	80	41	33	6	88	.550
14. Scott Bowman	October 1, 1991 to May 28, 1993	164	95	53	16	206	.628
15. Ed Johnston**	June 22, 1993 to March 3, 1997	276	153	98	25	331	.599
16. Craig Patrick***	March 3, 1997 to April 26, 1997	20	7	10	3	17	.425
17. Kevin Constantine	June 14, 1997 to present	164	78	54	32	188	.573
* Ken Schinkel's combined record		203	83	92	28	194	.478
** Ed Johnston's combined record		516	232	224	60	524	.508
*** Craig Patrick's combined record		74	29	36	9	67	.453

PITTSBURGH PENGUINS TEAM CAPTAINS

1967-68	Ab McDonald	1985-86	Mike Bullard
1968-69	No Captain	1986-87	Mike Bullard
1969-70	No Captain		Terry Ruskowski
1970-71	No Captain	1987-88	Dan Frawley
1971-72	No Captain		Mario Lemieux
1972-73	No Captain	1988-89	Mario Lemieux
1973-74	Ron Schock	1989-90	Mario Lemieux
1974-75	Ron Schock	1990-91	Randy Hillier
1975-76	Ron Schock		John Cullen
1976-77	Ron Schock		Paul Coffey
1977-78	Jean Pronovost		Mario Lemieux
1978-79	Orest Kindrachuk	1991-92	Mario Lemieux
1979-80	Orest Kindrachuk	1992-93	Mario Lemieux
1980-81	Orest Kindrachuk	1993-94	Mario Lemieux
1981-82	Randy Carlyle	1994-95	Ron Francis
1982-83	Randy Carlyle	1995-96	Mario Lemieux
1983-84	Randy Carlyle	1996-97	Mario Lemieux
1984-85	Mike Bullard	1997-98	Ron Francis
		1998-99	Jaromir Jagr

PRESIDENTS: Jack E. McGregor (1967-70), Jack Riley (1970-72), Wren Blair (1975-77), Vince Bartimo (1977-81), Edward J. DeBartolo, Sr. (1981-88), Marie DeBartolo York (1988-91), Howard Baldwin (1991-93), Jack Kelley (1993-96), Donn Patton (1996-1997), Craig Patrick (1998-1999), Mario Lemieux (1999).

SCOUTS: Edgar Brenchley (1967-70 & 1971-73), Rudy Migay (1967-68 & 1971-75), Ken Carson (1967-68), George "Red" Sullivan (1969-70), Dave Lucas (1969-75), Clare Rothermel (1969-75 & 1977-84), Ron Marlow (1971-72), Dick Coss (1971-72), Gerry Brown (1971-74), Jack Riley (1974-75), Ken Schinkel (1974-76), Gerald Blair (1976-77), Billy Taylor (1979-86), Albert Mandanici (1981-88), Lou Angotti (1984-86), Bruce Haralson (1984-89), John Gill (1985-95), Paul Goulet (1986-88), Doug Wood (1986-88), Fred Gore (1987-89), Greg Malone (1988-present), Les Binkley (1989-1999), Charlie Hodge (1989-present), Doug McCauley (1989-91), Ralph Cox (1989-1999), Gilles Meloche (1990-present), Pierre McGuire (1990-91), Mark Kelley (1993-present), Phil Russell (1993-1997), Glenn Patrick (1994-1999).

MOST GAMES PLAYED

SEASON		
Larry Murphy	84	1993-94
Joe Mullen	84	1993-94
MARTIN STRAKA	84	1993-94
Ron Francis	84	1992-93
Shawn McEachern	84	1992-93
Kevin Stevens	83	1993-94
Larry Murphy	83	1992-93
ROB BROWN	82	1997-98
Tyler Wright	82	1997-98
Ron Francis	82	1993-94
Troy Loney	82	1992-93
JAROMIR JAGR	82	1995-96
JAN HRDINA	82	1998-99

CAREER	
Jean Pronovost	753
Mario Lemieux	745
Rick Kehoe	722
JAROMIR JAGR	662
Ron Stackhouse	621
Ron Schock	619
Dave Burrows	573
Bob Errey	572
Ron Francis	533
Troy Loney	532
Syl Apps	495
Greg Malone	495

MOST GOALS

SEASON		
Mario Lemieux	85	1988-89
Mario Lemieux	70	1987-88
Mario Lemieux	69	1992-93
Mario Lemieux	69	1995-96
JAROMIR JAGR	62	1995-96
Rick Kehoe	55	1980-81
Kevin Stevens	55	1992-93
Mario Lemieux	54	1986-87
Kevin Stevens	54	1991-92
Pierre Larouche	53	1975-76
Jean Pronovost	52	1975-76
Mike Bullard	51	1983-84
Mario Lemieux	50	1996-97

CAREER	
Mario Lemieux	613
JAROMIR JAGR	345
Jean Pronovost	316
Rick Kehoe	312
Kevin Stevens	251
Mike Bullard	186
Ron Francis	164
Joe Mullen	153
Syl Apps	151
Greg Malone	143
ROB BROWN	140
Lowell MacDonald	140
Bob Errey	132

MOST ASSISTS

SEASON		
Mario Lemieux	114	1988-89
Mario Lemieux	98	1987-88
Mario Lemieux	93	1985-86
Mario Lemieux	92	1995-96
Ron Francis	92	1995-96
Mario Lemieux	91	1992-93
Mario Lemieux	87	1991-92
JAROMIR JAGR	87	1995-96
JAROMIR JAGR	83	1998-99
Paul Coffey	83	1988-89

CAREER	
Mario Lemieux	881
JAROMIR JAGR	517
Ron Francis	449
Syl Apps	349
Paul Coffey	332
Rick Kehoe	324
Jean Pronovost	287
Ron Schock	280
Ron Stackhouse	277
Kevin Stevens	276

MOST POINTS

SEASON		
Mario Lemieux	199	1988-89
Mario Lemieux	168	1987-88
Mario Lemieux	161	1995-96
Mario Lemieux	160	1992-93
JAROMIR JAGR	149	1995-96
Mario Lemieux	141	1985-86
Mario Lemieux	131	1991-92
JAROMIR JAGR	127	1998-99
Mario Lemieux	123	1989-90
Kevin Stevens	123	1991-92
Mario Lemieux	122	1996-97
Ron Francis	119	1995-96
ROB BROWN	115	1988-89
Paul Coffey	113	1988-89
Mark Recchi	113	1990-91
Pierre Larouche	111	1975-76
Kevin Stevens	111	1992-93
Rick Tocchet	109	1992-93
Mario Lemieux	107	1986-87
Jean Pronovost	104	1975-76
Paul Coffey	103	1989-90
JAROMIR JAGR	102	1997-98
Mario Lemieux	100	1984-85
Ron Francis	100	1992-93

CAREER	
Mario Lemieux	1,494
JAROMIR JAGR	862
Rick Kehoe	636
Ron Francis	613
Jean Pronovost	603
Kevin Stevens	527
Syl Apps	500
Paul Coffey	440
Ron Schock	404
Greg Malone	364
Mike Bullard	361
Ron Stackhouse	343
Joe Mullen	325
Randy Carlyle	323
ROB BROWN	319
Lowell MacDonald	306
Larry Murphy	301

MOST PENALTY MINUTES

SEASON			CAREER	
Paul Baxter	409	1981-82	Troy Loney	980
Dave Schultz	378	1977-78	Kevin Stevens	968
Pat Price	322	1981-82	Rod Buskas	969
Gary Rissling	297	1983-84	Bryan Watson	871
Jay Caulfield	285	1988-89	Paul Baxter	851
Kevin Stevens	252	1991-92	Gary Rissling	832
Rick Tocchet	252	1992-93	Ulf Samuelsson	804
Ulf Samuelsson	249	1992-93	Mario Lemieux	737
Paul Baxter	238	1982-83	Jay Caulfield	714
Pat Boutette	230	1981-82	Russ Anderson	684
Marty McSorley	224	1983-84	Jim Johnson	658
Dan Frawley	218	1986-87	Bob Errey	651

MOST POWER PLAY GOALS

SEASON			CAREER	
Mario Lemieux	31	1995-96	Mario Lemieux	201
Mario Lemieux	31	1988-89	Kevin Stevens	108
Kevin Stevens	26	1992-93	Rick Kehoe	95
ROB BROWN	24	1988-89	JAROMIR JAGR	90
Mario Lemieux	22	1987-88	Jean Pronovost	70
Dan Quinn	21	1987-88	ROB BROWN	64
Paul Gardner	21	1981-82	Paul Gardner	59
Kevin Stevens	21	1993-94	Mike Bullard	59
Rick Kehoe	20	1980-81	Ron Francis	54
Paul Gardner	20	1982-83	Dan Quinn	51
JAROMIR JAGR	20	1995-96	Doug Shedden	45
Rick Tocchet	20	1992-93	Joe Mullen	43

MOST GAME WINNING GOALS

SEASON			CAREER	
JAROMIR JAGR	12	1995-96	Mario Lemieux	65
Mario Lemieux	10	1992-93	JAROMIR JAGR	63
Joe Mullen	9	1993-94	Jean Pronovost	42
JAROMIR JAGR	9	1992-93	Kevin Stevens	27
Mark Recchi	9	1990-91	Rick Kehoe	26
Jean Pronovost	9	1974-75	Ron Francis	21
JAROMIR JAGR	8	1997-98	Joe Mullen	21
Mario Lemieux	8	1995-96	Syl Apps	20
Mario Lemieux	8	1988-89	Peter Lee	18
JAROMIR JAGR	7	1998-99	Ron Schock	17
JAROMIR JAGR	7	1994-95	Mark Recchi	17
Mario Lemieux	7	1996-97		
Mario Lemieux	7	1987-88		
Terry Ruskowski	7	1985-86		
Peter Lee	7	1978-79		

MOST SHORT HANDED GOALS

SEASON			CAREER	
Mario Lemieux	13	1988-89	Mario Lemieux	47
Mario Lemieux	10	1987-88	Ron Schock	14
Mario Lemieux	8	1995-96	Jean Pronovost	14
Mario Lemieux	6	1992-93	George Fergusson	12
MARTIN STRAKA	4	1998-99	Syl Apps	11
Rick Tocchet	4	1992-93	Phil Bourque	10
Mario Lemieux	4	1992-93	JAROMIR JAGR	8
Vic Hadfield	4	1974-75	Dave Hannan	8
Jean Pronovost	4	1973-74	MARTIN STRAKA	7
Syl Apps	4	1973-74	Bob Errey	7
			Joe Mullen	7

MOST SHOTS ON GOAL

SEASON			CAREER	
JAROMIR JAGR	403	1995-96	Mario Lemieux	3,054
Mario Lemieux	382	1987-88	JAROMIR JAGR	2,304
JAROMIR JAGR	343	1998-99	Jean Pronovost	2,310
Paul Coffey	342	1988-89	Rick Kehoe	2,165
Mario Lemieux	338	1995-96	Kevin Stevens	1,521
Mario Lemieux	327	1996-97	Ron Stackhouse	1,342
Kevin Stevens	326	1992-93	Paul Coffey	1,306
Kevin Stevens	325	1991-92	Ron Schock	1,227
Paul Coffey	324	1989-90	Syl Apps	1,168
Pierre Larouche	319	1975-76		
Mario Lemieux	313	1988-89		

HIGHEST SHOOTING PERCENTAGE

SEASON			CAREER	
Warren Young	30.8	1984-85	Mark Recchi	21.1
ROB BROWN	30	1987-88	ROB BROWN	20.8
ROB BROWN	29	1988-89	Mario Lemieux	20.1
Terry Ruskowski	28.6	1985-86	Mike Bullard	19.3
Mario Lemieux	27.2	1988-89	Paul Gardner	19

MOST OVERTIME GOALS

SEASON			CAREER	
JAROMIR JAGR	3	1998-99	Mario Lemieux	9
KIP MILLER	2	1998-99	JAROMIR JAGR	8
Mario Lemieux	2	1995-96	Kevin Stevens	3
JAROMIR JAGR	2	1992-93	ROB BROWN	2
Mario Lemieux	2	1987-88	KEVIN HATCHER	2
Mario Lemieux	2	1986-87	KIP MILLER	2
			Randy Hillier	2

POWER PLAY POINTS & ASSISTS

MOST POWER PLAY ASSISTS - SEASON			MOST POWER PLAY POINTS - SEASON		
Mario Lemieux	58	1987-88	Mario Lemieux	80	1987-88
Paul Coffey	53	1988-89	Mario Lemieux	80	1988-89
Mario Lemieux	49	1988-89	Mario Lemieux	79	1995-96
Mario Lemieux	48	1995-96	Paul Coffey	64	1988-89
Mario Lemieux	45	1985-86	Mario Lemieux	62	1985-86
Ron Francis	42	1995-96	Mario Lemieux	55	1992-93
Ron Francis	40	1992-93	Ron Francis	54	1995-96
Randy Carlyle	39	1980-81	JAROMIR JAGR	51	1995-96
Mario Lemieux	39	1992-93	Rick Kehoe	50	1981-82
Paul Coffey	38	1989-90	Mario Lemieux	49	1989-90

MOST WINS BY A GOALIE

SEASON			CAREER	
TOM BARRASSO	43	1992-93	TOM BARRASSO	221
TOM BARRASSO	31	1997-98	Ken Wregget	107
TOM BARRASSO	29	1995-96	Denis Herron	88
TOM BARRASSO	27	1990-91	Les Binkley	58
Ken Wregget	25	1994-95	Greg Millen	57
TOM BARRASSO	25	1991-92	Roberto Romano	46
Michel Dion	25	1981-82	Jim Rutherford	44
Greg Millen	25	1980-81	Michel Dion	42
Michel Plasse	24	1975-76		
Gary Inness	24	1974-75		

MOST GAMES BY A GOALIE

SEASON			CAREER	
Greg Millen	63	1980-81	TOM BARRASSO	440
TOM BARRASSO	63	1992-93	Denis Herron	290
TOM BARRASSO	63	1997-98	Ken Wregget	212
Michel Dion	62	1981-82	Les Binkley	196
Denis Herron	60	1977-78	Michel Dion	151
Gary Inness	57	1974-75		

MOST SHUTOUTS

SEASON			CAREER	
TOM BARRASSO	7	1997-98	TOM BARRASSO	21
Les Binkley	6	1967-68	Les Binkley	11
Dunc Wilson	5	1976-77	Ken Wregget	6
TOM BARRASSO	4	1998-99	Denis Herron	6
TOM BARRASSO	4	1992-93	Dunc Wilson	5
PETER SKUDRA	3	1998-99		
Patrick Lalime	3	1996-97		
Les Binkley	3	1969-70		
Jim Rutherford	3	1972-73		
Ken Wregget	3	1995-96		

SEASON	GOALS	ASSISTS	POINTS
1967-68	22 McDonald, Ab	39 Bathgate, Andy	58 Bathgate, Andy
1968-69	25 McCreary, Keith	38 Burns, Charlie	52 Schinkel, Ken
1969-70	20 Prentice, Dean	32 Briera, Michel	51 Prentice, Dean
1970-71	21 McCreary, Keith / Pronovost, Jean	32 Hextall, Bryan	48 Hextall, Bryan
1971-72	30 Polis, Greg / Pronovost, Jean	44 Apps, Syl	59 Apps, Syl
1972-73	35 McDonough, Al	56 Apps, Syl	85 Apps, Syl
1973-74	43 MacDonald, Lowell	61 Apps, Syl	85 Apps, Syl
1974-75	43 Pronovost, Jean	63 Schock, Ron	86 Schock, Ron
1975-76	53 Larouche, Pierre	67 Apps, Syl	111 Larouche, Pierre
1976-77	33 Pronovost, Jean	43 Apps, Syl	65 Pronovost, Jean
1977-78	40 Pronovost, Jean	43 Malone, Greg	65 Pronovost, Jean
1978-79	35 Malone, Greg	42 Kindrachuk, Orest	65 Malone, Greg
1979-80	30 Kehoe, Rick	32 Malone, Greg	60 Kehoe, Rick
1980-81	55 Kehoe, Rick	67 Carlyle, Randy	88 Kehoe, Rick
1981-82	36 Bullard, Mike / Gardner, Paul	65 Carlyle, Randy	85 Kehoe, Rick
1982-83	29 Kehoe, Rick	44 Malone, Greg	67 Shedd, Doug
1983-84	51 Bullard, Mike	41 Bullard, Mike	92 Bullard, Mike
1984-85	43 Lemieux, Mario	57 Lemieux, Mario	100 Lemieux, Mario
1985-86	48 Lemieux, Mario	93 Lemieux, Mario	141 Lemieux, Mario
1986-87	54 Lemieux, Mario	53 Lemieux, Mario	107 Lemieux, Mario
1987-88	70 Lemieux, Mario	98 Lemieux, Mario	168 Lemieux, Mario
1988-89	85 Lemieux, Mario	114 Lemieux, Mario	199 Lemieux, Mario
1989-90	45 Lemieux, Mario	78 Lemieux, Mario	123 Lemieux, Mario
1990-91	40 Recchi, Mark / Stevens, Kevin	73 Recchi, Mark	113 Recchi, Mark
1991-92	54 Stevens, Kevin	87 Lemieux, Mario	131 Lemieux, Mario
1992-93	69 Lemieux, Mario	91 Lemieux, Mario	160 Lemieux, Mario
1993-94	41 Stevens, Kevin	67 Jagr, Jaromir	99 Jagr, Jaromir
1994-95	32 Jagr, Jaromir	48 Francis, Ron	70 Jagr, Jaromir
1995-96	69 Lemieux, Mario	92 Lemieux, Mario / Francis, Ron	161 Lemieux, Mario
1996-97	50 Lemieux, Mario	72 Lemieux, Mario	122 Lemieux, Mario
1997-98	35 Jagr, Jaromir	67 Jagr, Jaromir	102 Jagr, Jaromir
1998-99	44 Jagr, Jaromir	83 Jagr, Jaromir	127 Jagr, Jaromir

SEASON	GAME-WINNING GOALS	POWER PLAY GOALS	SHORT HANDED GOALS
1967-68	4 Bathgate, Andy	6 McDonald, Ab	1 McDonald, Al / Ingarfield, Earl
1968-69	4 McCreary, Keith	8 McCreary, Keith / Schinkel, Ken	2 Pronovost, Jean / Woytowich, Bob
1969-70	5 Schinkel, Ken	12 Prentice, Dean	1 Fonteyne, Val / Schock, Ron
1970-71	3 Bathgate, Andy / McCreary, Keith	7 Bathgate, Andy / Prentice, Dean	2 Schock, Ron
1971-72	5 Hextall, Bryan	8 Polis, Greg	2 Schock, Ron
1972-73	5 Pronovost, Jean	8 Polis, Greg / Shack, Edcie	3 Schock, Ron
1973-74	4 McDonough, Al	9 MacDonald, Lowell	4 Apps, Syl
1974-75	9 Pronovost, Jean	11 Pronovost, Jean	4 Hadfield, Vic
1975-76	4 Apps, Syl / Kelly, Bob	18 Larouche, Pierre	2 Morrison, Lew / Pronovost, Jean
1976-77	6 Larouche, Pierre	8 Larouche, Pierre	2 Apps, Syl
1977-78	5 Pronovost, Jean	12 Pronovost, Jean	2 Mahovich, Pete / Pronovost, Jean
1978-79	7 Lee, Peter	10 Lee, Peter	3 Ferguson, George
1979-80	5 Marshall, Paul	7 Kehoe, Rick	3 Ferguson, George
1980-81	5 Kehoe, Rick / Schutt, Rod	20 Kehoe, Rick	3 Ferguson, George
1981-82	5 Bullard, Mike	21 Gardner, Paul	3 Ferguson, George
1982-83	4 Boutette, Pat	20 Gardner, Paul	1 Boutette, Pat / Carlyle, Randy / Shedd, Doug
1983-84	3 Kehoe, Rick	15 Bullard, Mike	2 McClelland, Kevin
1984-85	3 Babych, Wayne / Bullard, Mike / Shedd, Doug / Young, Warren	14 Bullard, Mike	2 Lamoreux, Mitch
1985-86	7 Ruskowski, Terry	17 Shedd, Doug	3 Hannan, Dave
1986-87	5 Cunneymouth, Randy	19 Lemieux, Mario	3 Quinn, Dan
1987-88	7 Lemieux, Mario	22 Lemieux, Mario	10 Lemieux, Mario
1988-89	8 Lemieux, Mario	31 Lemieux, Mario	13 Lemieux, Mario
1989-90	4 Cullen, John / Lemieux, Mario / Recchi, Mark	14 Lemieux, Mario	3 Lemieux, Mario
1990-91	9 Recchi, Mark	18 Stevens, Kevin	4 Bourque, Phil
1991-92	5 Lemieux, Mario	19 Stevens, Kevin	4 Lemieux, Mario
1992-93	10 Lemieux, Mario	26 Stevens, Kevin	6 Lemieux, Mario
1993-94	9 Mullen, Joe	21 Stevens, Kevin	2 McEachern, Shawn
1994-95	7 Jagr, Jaromir	8 Jagr, Jaromir	3 Jagr, Jaromir
1995-96	2 Jagr, Jaromir	31 Lemieux, Mario	8 Lemieux, Mario
1996-97	7 Lemieux, Mario	15 Lemieux, Mario	3 Nedved, Petr
1997-98	8 Jagr, Jaromir	15 Barnes, Stu	3 Straka, Martin
1998-99	7 Jagr, Jaromir	10 Jagr, Jaromir	4 Straka, Martin

SEASON	PENALTY MINUTES	SHOTS	PLUS/MINUS
1967-68	74 Boivin, Leo	293 Bathgate, Andy	-2 Andrea, Paul
1968-69	81 McCallum, Dunc	225 Schinkel, Ken	E Ubricco, Gene
1969-70	109 Watson, Bryan	225 Schinkel, Ken	-1 Watson, Bryan
1970-71	133 Hextall, Bryan	225 Pronovost, Jean	+10 Boyer, Wally
1971-72	212 Watson, Bryan	214 Pronovost, Jean	+18 Apps, Syl
1972-73	179 Watson, Bryan	284 McDonough, Al	+37 MacDonald, Lowell
1973-74	138 Durbano, Steve	260 MacDonald, Lowell	+21 Apps, Syl
1974-75	172 Campbell, Colin	275 Pronovost, Jean	+29 Wilkins, Barry
1975-76	161 Durbano, Steve	319 Larouche, Pierre	+27 Burrows, Dave
1976-77	115 Kelly, Bob	250 Kehoe, Rick	+13 Kelly, Bob
1977-78	378 Schultz, Dave	219 Pronovost, Jean	+4 Mahovich, Pete
1978-79	157 Schultz, Dave	219 Pronovost, Jean	+21 Stackhouse, Ron
1979-80	166 Clackson, Kim	239 Kehoe, Rick	+16 Stackhouse, Ron
1980-81	204 Baxter, Paul	299 Kehoe, Rick	+4 Johnson, Mark
1981-82	409 Baxter, Paul	249 Kehoe, Rick	-9 Sheppard, Greg
1982-83	238 Baxter, Paul	203 Kehoe, Rick	-9 Lee, Peter
1983-84	297 Rissling, Gary	214 Flockhart, Ron	-3 Maxwell, Bryan
1984-85	209 Rissling, Gary	209 Lemieux, Mario	-6 Rissling, Gary
1985-86	174 Frawley, Dan	276 Lemieux, Mario	+15 Blaisdell, Mike
1986-87	218 Frawley, Dan	267 Lemieux, Mario	+14 Cunneynworth, Randy
1987-88	206 Buskas, Rod	382 Lemieux, Mario	+23 Lemieux, Mario
1988-89	285 Caufield, Jay	342 Coffey, Paul	+41 Lemieux, Mario
1989-90	171 Stevens, Kevin	304 Coffey, Paul	+11 Hillier, Randy
1990-91	211 Samuelsson, Ulf	253 Stevens, Kevin	+17 Roberts, Gord
1991-92	252 Stevens, Kevin	325 Stevens, Kevin	+33 Murphy, Larry
1992-93	252 Tocchet, Rick	326 Stevens, Kevin	+55 Lemieux, Mario
1993-94	155 Stevens, Kevin	298 Jagr, Jaromir	+24 Straka, Martin
1994-95	114 Leroux, Francois	192 Jagr, Jaromir	+30 Francis, Ron
1995-96	161 Leroux, Francois	403 Jagr, Jaromir	+37 Nedved, Petr
1996-97	155 Roche, Dave	327 Lemieux, Mario	+27 Lemieux, Mario
1997-98	181 Tamer, Chris	262 Jagr, Jaromir	+17 Jagr, Jaromir
1998-99	93 Werenka, Brad	343 Jagr, Jaromir	+18 Titov, German

SEASON	GOALS AGAINST AVERAGE	SHUTOUTS	WINS
1967-68	2.86 Bassen, Hank	6 Binkley, Les	20 Binkley, Les
1968-69	3.20 Daley, Joe	2 Daley, Joe	10 Binkley, Les / Daley, Joe
1969-70	3.03 Smith, Al	3 Binkley, Les	15 Smith, Al
1970-71	2.86 Binkley, Les	2 Binkley, Les / Smith, Al	11 Binkley, Les
1971-72	3.22 Rutherford, Jim	1 Rutherford, Jim	17 Rutherford, Jim
1972-73	2.91 Rutherford, Jim	3 Rutherford, Jim	20 Rutherford, Jim
1973-74	3.44 Rutherford, Jim	1 Brown, Andy	13 Brown, Andy
1974-75	3.09 Inness, Gary	2 Inness, Gary	24 Inness, Gary
1975-76	3.45 Plasse, Michel	2 Plasse, Michel	24 Plasse, Michel
1976-77	2.94 Herron, Denis	5 Wilson, Dunc	18 Wilson, Dunc
1977-78	3.57 Herron, Denis	None	20 Herron, Denis
1978-79	3.37 Herron, Denis / Millen, Greg	2 Millen, Greg	22 Herron, Denis
1979-80	3.64 Millen, Greg	2 Millen, Greg	18 Millen, Greg
1980-81	4.16 Millen, Greg	None	25 Millen, Greg
1981-82	3.79 Dion, Michel	1 Edwards, Gary	15 Dion, Michel
1982-83	4.26 Dion, Michel	1 Herron, Denis	12 Dion, Michel
1983-84	4.08 Herron, Denis	1 Herron, Denis / Romano, Roberto	8 Herron, Denis
1984-85	4.42 Romano, Roberto	1 Herron, Denis / Romano, Roberto	10 Herron, Denis
1985-86	3.56 Romano, Roberto	2 Romano, Roberto	21 Romano, Roberto
1986-87	3.43 Meloche, Gilles	None	13 Meloche, Gilles
1987-88	3.35 Guenette, Steve	1 Guenette, Steve / Pietrangelo, Frank	12 Guenette, Steve
1988-89	4.04 Barrasso, Tom	None	18 Barrasso, Tom
1989-90	4.17 Young, Wendell	1 Young, Wendell	16 Young, Wendell
1990-91	3.59 Barrasso, Tom	1 Barrasso, Tom	27 Barrasso, Tom
1991-92	3.53 Barrasso, Tom	1 Barrasso, Tom	25 Barrasso, Tom
1992-93	3.01 Barrasso, Tom	4 Barrasso, Tom	43 Barrasso, Tom
1993-94	3.36 Barrasso, Tom	2 Barrasso, Tom	22 Barrasso, Tom
1994-95	3.21 Wregget, Ken	None	25 Wregget, Ken
1995-96	3.24 Wregget, Ken	3 Wregget, Ken	29 Barrasso, Tom
1996-97	2.94 Lalime, Patrick	3 Lalime, Patrick	21 Lalime, Patrick
1997-98	2.07 Barrasso, Tom	7 Barrasso, Tom	31 Barrasso, Tom
1998-99	2.22 Aubin, Jean-Sebastien	4 Barrasso, Tom	19 Barrasso, Tom

TEAM POINTS

Most Overall:	*119	1992-93
Most Home:	66	1992-93
Most Road:	49	1992-93
Fewest Overall:	38	1983-84
Fewest Home:	18	1983-84
Fewest Road:	13	1982-83

*Includes four points from neutral site games

WINS

Most Overall:	56	1992-93
Most Home:	32	1995-96
Most Road:	23	1992-93
Fewest Overall:	16	1983-84
Fewest Home:	7	1983-84
Fewest Road:	3	1970-71

LOSSES

Most Overall:	58	1983-84
Most Home:	29	1983-84
Most Road:	31	1982-83
Fewest Overall:	21	1992-93
Fewest Home:	5	1974-75
Fewest Road:	14	1997-98

TIES

Most Overall:	20	1970-71
Most Home:	10	1967-68, 1974-75, 1997-98, 1998-99
Most Road:	11	1970-71
Fewest Overall:	4	1995-96
Fewest Home:	0	1995-96
Fewest Road:	3	Seven times; last time, 1996-97

GOALS

Most For:	367	1992-93
Most For Home:	215	1995-96
Most For Road:	162	1988-89
Most Against Overall:	394	1982-83
Most Against Home:	182	1983-84
Most Against Road:	224	1982-83
Fewest For Overall:	182	1969-70
Fewest For Home:	98	168-69
Fewest For Road:	77	1969-70
Fewest Against Overall:	188	1997-98
Fewest Against Home:	92	1970-71
Fewest Against Road:	90	1997-98

ASSISTS

Most For:	633	1992-93
Most Against:	665	1982-83
Fewest For:	294	1969-70
Fewest Against:	298	1997-98

PLAYER POINTS

Most For:	1,000	1992-93
Most Against:	1,049	1982-83
Fewest For:	476	1969-70
Fewest Against:	486	1997-98

PENALTIES

Most For:	897	1988-89
Most Against:	906	1988-89
Fewest For:	248	1967-68
Fewest Against:	330	1967-68

PENALTY MINUTES

Most For:	2,670	1988-89
Most Against:	2,702	1988-89
Fewest For:	554	1967-68
Fewest Against:	750	1967-68

MINORS

Most For:	773	1987-88
Most Against:	752	1987-88
Fewest For:	237	1967-68
Fewest Against:	315	1967-68

MAJORS

Most For:	118	1988-89
Most Against:	114	1988-89
Fewest For:	1	1967-68
Fewest Against:	6	1967-68

MISCONDUCTS

Most For:	69	1981-82
Most Against:	87	1981-82
Fewest For:	1	1968-69
Fewest Against:	7	1976-77

SHOTS ON GOAL

Most For:	2,761	1974-75
Most Against:	2,908	1983-84
Fewest For:	2,009	1998-99
Fewest Against:	2,129	1998-99

POWER PLAY GOALS

Most For:	119	1988-89
Most Against:	120	1987-88
Fewest For:	37	1967-68
Fewest Against:	31	1967-68

POWER PLAY CHANCES

Most For:	500	1987-88
Most Against:	507	1987-88
Fewest For:	262	1977-78, 1979-80
Fewest Against:	193	1967-68

POWER PLAY PERCENTAGE

Highest For:	26.0	1995-96
Highest Against:	27.4	1982-83
Lowest For:	13.6	1967-68
Lowest Against:	13.6	1997-98

SHORT-HANDED GOALS

Most For:	21	1988-89
Most Against:	22	184-85
Fewest For:	2	1967-68, 1968-69
Fewest Against:	4	1973-74, 1978-79, 1979-80

80-OR-MORE POINT PLAYERS

Most For:	6	1992-93 (84 games)
Fewest For:	0	10 times-last time: 1982-83

90-OR-MORE POINT PLAYERS

Most For:	5	1992-93 (84 games)
Fewest For:	0	15 times-last time: 1982-83

100-OR-MORE POINT PLAYERS

Most For:	4	1992-93 (84 games)
Fewest For:	0	17 times-last time: 1993-94 (84 games)

20-OR-MORE GOAL PLAYERS

Most For:	9	1974-75, 1989-90
Fewest For:	1	1968-69

30-OR-MORE GOAL PLAYERS

Most For:	5	1975-76, 1992-93
Fewest For:	0	Five times-last time: 1982-83

40-OR-MORE GOAL PLAYERS

Most For:	3	1991-92, 1992-93, 1995-96
Fewest For:	0	12 times-last time: 1997-98

50-OR-MORE GOAL PLAYERS

Most For:	2	1975-76, 1992-93, 1995-96
Fewest For:	0	19 times-last time: 1998-99

40-OR-MORE ASSIST PLAYERS

Most For:	7	1975-76
Fewest For:	0	Five times-last time: 1979-80

50-OR-MORE ASSIST PLAYERS

Most For:	6	1992-93
Fewest For:	0	11 times-last time: 1983-84

60-OR-MORE ASSIST PLAYERS

Most For:	5	1992-93
Fewest For:	0	14 times-last time: 1986-87

100-OR-MORE PENALTY MINUTE PLAYERS

Most For:	15	1988-89
Fewest For:	0	1967-68, 1968-69

200-OR-MORE PENALTY MINUTE PLAYERS

Most For:	3	1981-82
Fewest For:	0	17 times-last time: 1998-99

GAME RECORDS

GOALS

Most For, Home:

- 12 vs Washington (March 15, 1975)
- 12 vs Toronto (December 26, 1991)

Most For, Road:

- 10 at NY Rangers (April 9, 1993)

Most Against, Home:

- 11 vs NY Rangers (November 25, 1992)

Most Against, Road:

- 13 at Philadelphia (March 22, 1984)

Most For, Two Consecutive Games:

- 18 (March 15 to March 16, 1975)
- 18 (December 23 - 26, 1991)
- 18 (December 26 - 28, 1991)

Most Against, Two Consecutive Games:

- 19 (March 22 - 24, 1984)

Most For, Both Teams, Home:

- 18 vs. San Jose (January 13, 1996)
- (San Jose 10, Pittsburgh 8)

Most For, Both Teams, Road:

- 17 at Philadelphia (March 22, 1984)
- (Philadelphia 13, Pittsburgh 4)

ASSISTS

Most For, Home:

- 20 vs Washington (March 15, 1975)
- 20 vs Toronto (December 26, 1991)

Most For, Road:

- 17 at NY Rangers (December 3, 1990)

Most Against, Home:

- 19 vs NY Rangers (November 25, 1992)

Most Against, Road:

- 22 at Philadelphia (March 22, 1984)

Most For, Both Teams, Home:

- 28 vs Edmonton (February 19, 1983)
- 28 vs NY Islanders (February 6, 1990)

Most For, Both Teams, Road:

- 29 at Hartford (December 26, 1980)

POINTS

Most For, Home:

- 32 vs Washington (March 15, 1975)
- 32 vs Toronto (December 26, 1991)

Most For, Road:

- 25 at NY Rangers (December 3, 1990)

Most Against, Home:

- 30 vs NY Rangers (November 25, 1992)

Most Against, Road:

- 35 at Philadelphia (March 22, 1984)

Most For, Both Teams, Home:

- 45 vs Edmonton (February 19, 1983)

Most For, Both Teams, Road:

- 45 at Hartford (December 26, 1980)
- 45 at Philadelphia (March 22, 1984)

LARGEST MARGIN OF DEFEAT**Home:**

- 8 (9-1 vs Montreal - October 23, 1976)
- 8 (9-1 vs Buffalo - April 5, 1980)
- 8 (8-0 vs Washington - October 29, 1991)
- 8 (11-3 vs NY Rangers - November 25, 1992)

Road:

- 12 (12-0 at Montreal - February 22, 1979)

LARGEST MARGIN OF VICTORY**Home:**

- 11 (12-1 vs Washington - March 15, 1975)
- 11 (12-1 vs Toronto - December 26, 1991)

Road:

- 8 (8-0 at San Jose - December 5, 1991)

POWER PLAY GOALS**Most For, Home:**

- 6 vs Toronto (December 12, 1986)

Most For, Road:

- 5 at San Jose (December 5, 1991)
- 5 at NY Islanders (December 23, 1991)
- 5 at San Jose (December 5, 1992)
- 5 at Calgary (October 28, 1998)

Most Against, Home:

- 5 vs New Jersey (October 29, 1986)

Most Against, Road:

- 5 at Buffalo (October 12, 1988)
- 5 at Hartford (February 26, 1989)
- 5 at Boston (October 5, 1989)

Most For, Both Teams:

- 10 vs New Jersey (October 29, 1989)
(Pittsburgh 5, New Jersey 5)

POWER PLAY CHANCES**Most For:**

- 12 vs New Jersey (March 1, 1989)
- 12 vs NY Islanders (February 6, 1990)

Most Against:

- 14 vs Washington (October 11, 1988)

Most For, Both Teams:

- 22 at Washington (January 1, 1988)
(Pittsburgh 9, Washington 13)
- 22 vs Philadelphia (March 19, 1988)
(Pittsburgh 10, Philadelphia 12)

PENALTIES**Most For, Home:**

- 28 vs Edmonton (January 19, 1988)

Most For, Road:

- 32 at NY Rangers (October 30, 1988)

Most Against, Home:

- 24 vs Edmonton (January 19, 1980)
- 24 vs Washington (November 25, 1989)

Most Against, Road:

- 27 at NY Rangers (October 30, 1988)

Most For, Both Teams, Home:

- 52 vs Edmonton (January, 19, 1980)

Most For, Both Teams, Road:

- 59 at NY Rangers (October 30, 1988)

PENALTY MINUTES**Most For, Home:**

- 144 vs Edmonton (January 19, 1980)

Most For, Road:

- 158 at NY Rangers (October 30, 1988)

Most Against, Home:

- 123 vs Edmonton (January 19, 1980)

Most Against, Road:

- 134 at NY Rangers (October 30, 1988)

Most For, Both Teams, Home:

- 267 vs Edmonton (January 19, 1980)
(Pittsburgh 144, Edmonton 123)

Most For, Both Teams, Road:

- 292 at NY Rangers (October 30, 1988)
(Pittsburgh 158, NY Rangers 134)

SHORT-HANDED GOALS**Most For:**

- 2 (16 times-last time-April 5, 1997)

Most Against:

- 3 at Toronto (November 16, 1988)

Most For, Both Teams:

- 4 vs Chicago (December 6, 1989)
(Pittsburgh 2, Chicago 2)

SHOTS**Most For, Home:**

- 65 vs Washington (March 15, 1975)

Most For, Road:

- 49 at Toronto (November 20, 1974)
- 49 at Chicago (February 25, 1979)

Most Against, Home:

- 55 vs Montreal (October 23, 1976)

Most Against, Road:

- 62 at Chicago (March 12, 1989)

Fewest For, Home:

- 15 vs Philadelphia (March 21, 1998)

Fewest For, Road:

- 11 at Boston (March 27, 1977)

Fewest Against, Home:

- 13 vs Los Angeles (October 22, 1969)

Fewest Against, Road:

- 13 at Phoenix (December 12, 1998)

SAVES**Most For, Home:**

- 51 vs. Detroit

Most For, Road:

- 57 at Chicago (March 12, 1989)

Most Against, Home:

- 53 vs Montreal (March 10, 1974)

Most Against, Road:

- 47 at Chicago (February 25, 1979)

Fewest For, Home:

- 9 vs Colorado (January 3, 1998)

Fewest For, Road:

- 11 at Vancouver (November 17, 1987)
- 11 at Phoenix (December 12, 1997)
- 11 at Edmonton (October 31, 1998)
- 11 at Carolina (December 4, 1998)

Fewest Against, Home:

- 11 vs Philadelphia (March 21, 1998)

Fewest Against, Road:

- 9 at Montreal (October 13, 1984)

PERIOD RECORDS

GOALS

Most For, Home:

8 vs San Jose (December 17, 1991)

Most For, Road:

7 at Quebec (February 27, 1995)

Most Against, Home:

6 (Seven times-last time-vs NY Rangers, November 16, 1996)

Most Against, Road:

7 at Philadelphia (March 22, 1984)

Most For, Both Teams, Home:

8 (Nine times-last time- vs Vancouver, November 1, 1997)

Most For, Both Teams, Road:

9 at Quebec (February 27, 1995)

ASSISTS

Most For, Home:

11 vs St. Louis (November 22, 1972)

Most For, Road:

12 at Quebec (February 27, 1995)

Most Against, Home:

12 vs Quebec (February 16, 1985)

Most Against, Road:

13 at Philadelphia (March 22, 1984)

Most For, Both Teams, Home:

15 vs Vancouver (October 6, 1976)

Most For, Both Teams, Road:

16 at Quebec (February 27, 1995)

POINTS

Most For, Home:

18 vs St. Louis (November 22, 1972)

Most For, Road:

19 at Quebec (February 27, 1995)

Most Against, Home:

18 vs Quebec (February 16, 1985)

Most Against, Road:

20 at Philadelphia (March 22, 1984)

Most For, Both Teams, Home:

23 vs Vancouver (October 6, 1976)

Most For, Both Teams, Road:

25 at Quebec (February 27, 1995)

PENALTY MINUTES

Most For, Home:

133 vs Edmonton (January 19, 1980)

Most For, Road:

146 at NY Rangers (October 30, 1988)

Most Against, Home:

110 vs Edmonton (January 19, 1980)

Most Against, Road:

141 at Philadelphia (December 8, 1988)

Most For, Both Teams, Home:

243 vs Edmonton (January 19, 1980)

Most For, Both Teams, Road:

272 at NY Rangers (October 30, 1988)

PENALTIES

Most For, Home:

24 vs Edmonton (January 19, 1980)

Most For, Road:

32 at NY Rangers (October 30, 1988)

Most Against, Home:

22 vs New Jersey (March 25, 1989)

Most Against, Road:

33 at Philadelphia (December 8, 1988)

Most For, Both Teams, Home:

43 vs Edmonton (January 19, 1980)

Most For, Both Teams, Road:

64 at Philadelphia (December 8, 1988)

SHOTS

Most For, Home:

27 vs Washington (March 15, 1975)

Most For, Road:

25 at San Jose (March 6, 1992)

Most Against, Home:

25 vs Vancouver (January 7, 1989)

Most Against, Road:

28 at NY Islanders (December 5, 1978)

Fewest For, Home:

1 vs NY Rangers (December 19, 1987)

1 vs Tampa Bay (December 16, 1997)

1 vs Ottawa (December 26, 1998)

Fewest For, Road:

1 (10 times-last time-at New Jersey, March 25, 1999)

Fewest Against, Home:

1 (eight times-last time vs. Philadelphia, Mar. 13, 1999)

Fewest Against, Road:

1 at Washington (January 6, 1977)

1 at Phoenix (December 12, 1997)

SAVES

Most For, Home:

23 vs Vancouver (January 7, 1989)

Most For, Road:

25 at NY Islanders (December 5, 1978)

25 at New Jersey (October 28, 1995)

Most Against, Home:

24 vs Hartford (February 19, 1981)

Most Against, Road:

22 at Minnesota (March 23, 1974)

Fewest For, Home:

0 vs Boston (March 14, 1989)

Fewest For, Road:

1 (Six times-last time-at Phoenix, December 12, 1997)

Fewest Against, Home:

1 (Six times-last time vs St. Louis, November 19, 1996)

Fewest Against, Road:

0 at Boston (December 15, 1968)

INDIVIDUAL RECORDS

MOST GOALS IN A SEASON

Overall:

85 - Mario Lemieux (1988-89)

Center:

85 - Mario Lemieux (1988-89)

Right Wing:

62 - Jaromir Jagr (1995-96)

Left Wing:

55 - Kevin Stevens (1992-93)

Defenseman:

30 - Paul Coffey (1988-89)

Rookie:

43 - Mario Lemieux (1984-85)

Rookie Defenseman:

12 - Zarley Zalapski (1988-89)

MOST ASSISTS IN A SEASON

Overall:

114 - Mario Lemieux (1988-89)

Center:

114 - Mario Lemieux (1988-89)

Right Wing:

87 - Jaromir Jagr (1995-96)

Left Wing:

69 - Kevin Stevens (1991-92)

Defenseman:

83 - Paul Coffey (1988-89)

Rookie:

57 - Mario Lemieux (1984-85)

Rookie Defenseman:

33 - Zarley Zalapski (1988-89)

Goaltender:

8 - Tom Barrasso (1992-93)

MOST POINTS IN A SEASON

Overall:

199 - Mario Lemieux (1988-89)

Center:

199 - Mario Lemieux (1988-89)

Right Wing:

149 - Jaromir Jagr (1995-96)

Left Wing:

123 - Kevin Stevens (1991-92)

Defenseman:

113 - Paul Coffey (1988-89)

Rookie:

100 - Mario Lemieux (1984-85)

Rookie Defenseman:

45 - Zarley Zalapski (1988-89)

MOST PENALTY MINUTES IN A SEASON

Overall:

409 - Paul Baxter (1981-82)

Center:

157 - Dave Hannan (1988-89)

Right Wing:

285 - Jay Caulfield (1988-89)

Left Wing:

378 - Dave Schultz (1977-78)

Defenseman:

409 - Paul Baxter (1981-82)

Rookie:

285 - Jay Caulfield (1988-89)

Rookie Defenseman:

172 - Colin Campbell (1974-75)

Goalie:

60 - Andy Brown (1973-74)

MOST SHOTS IN A SEASON

Overall:

403 - Jaromir Jagr (1995-96)

Center:

382 - Mario Lemieux (1987-88)

Right Wing:

403 - Jaromir Jagr (1995-96)

Left Wing:

326 - Kevin Stevens (1992-93)

Defenseman:

342 - Paul Coffey (1988-89)

Rookie:

209 - Mario Lemieux (1984-85)

Rookie Defenseman:

156 - Darryl Edestrand (1971-72)

MOST POWER PLAY GOALS IN A SEASON

Overall:

31 - Mario Lemieux (1988-89)

31 - Mario Lemieux (1995-96)

Center:

31 - Mario Lemieux (1988-89)

31 - Mario Lemieux (1995-96)

Right Wing:

24 - Rob Brown (1988-89)

Left Wing:

26 - Kevin Stevens (1992-93)

Defense:

13 - Doug Bodger (1987-88)

13 - Kevin Hatcher (1997-98)

Rookie:

13 - Rob Brown (1987-88)

Rookie Defenseman:

5 - Zarley Zalapski (1988-89)

MOST POWER PLAY ASSISTS IN A SEASON**Overall:**

58 - Mario Lemieux (1987-88)

Center:

58 - Mario Lemieux (1987-88)

Right Wing:

34 - Jaromir Jagr (1998-99)

Left Wing:

27 - Pat Boutette (1981-82)

Defenseman:

53 - Paul Coffey (1988-89)

Rookie:

23 - Zarely Zalapski (1988-89)

Rookie Defenseman:

23 - Zarely Zalapski (1988-89)

MOST POWER PLAY POINTS IN A SEASON**Overall:**

80 - Mario Lemieux (1987-88)

80 - Mario Lemieux (1988-89)

Center:

80 - Mario Lemieux (1987-88)

80 - Mario Lemieux (1988-89)

Right Wing:

51 - Jaromir Jagr (1995-96)

Left Wing:

44 - Kevin Stevens (1992-93)

Defenseman:

64 - Paul Coffey (1988-89)

Rookie:

33 - Mario Lemieux (1984-85)

Rookie Defenseman:

28 - Zarely Zalapski (1988-89)

MOST SHORT-HANDED GOALS IN A SEASON**Overall:**

13 - Mario Lemieux (1988-89)

Center:

13 - Mario Lemieux (1988-89)

Right Wing:

4 - Jean Pronovost (1973-74)

4 - Rick Tocchet (1992-93)

Left Wing:

4 - Vic Hadfield (1974-75)

4 - Phil Bourque (1990-91)

Defenseman:

2 - Bob Woytowich (1968-69)

2 - Moe Mantha (1985-86)

2 - Paul Coffey (1987-88)

2 - Grant Jennings (1991-92)

2 - Larry Murphy (1991-92, 1992-93)

2 - Darius Kasparaitis (1997-98)

2 - Kevin Hatcher (1998-99)

Rookie:

2 - Jean Pronovost (1968-69)

2 - Mitch Lamoureux (1984-85)

2 - Randy Cunneyworth (1985-86)

2 - Mark Recchi (1989-90)

MOST CONSECUTIVE GAMES WITH A:**Goal:**

12 - Mario Lemieux (18 goals) (October 6-November 1, 1992)

Assist:

14 - Mario Lemieux (23 assists) (January 15-February 16, 1986)

Point:

46 - Mario Lemieux (39+6+103) (October 31, 1989-February 14, 1990)

Goal, By Rookie:

7 - Mike Bullard (Eight goals) (January 23-February 6, 1982)

Assist, By Rookie:

6 - Mario Lemieux (Nine assists) (October 27-November 8, 1984)

6 - Mario Lemieux (Nine assists) (December 7-21, 1984)

Point, By Rookie:

11 - Mike Bullard (3+10=13) (December 12, 1981-January 3, 1982)

SINGLE MONTH HIGHS**Most Goals:**

18 - Mario Lemieux (March 1993)

Most Assists:

25 - Mario Lemieux (March 1988)

Most Points:38 - Mario Lemieux
(October 1988) (11 games - 16+22)**SINGLE PERIOD HIGHS****Most Goals:**4 - Mario Lemieux
(January 26, 1997 at Montreal)**Most Assists:**4 - Syl Apps
(March 24, 1971 vs. Detroit)4 - Ron Stackhouse
(March 8, 1975 vs. Philadelphia)4 - Paul Coffey
(February 6, 1990 vs. NY Islanders)4 - Mario Lemieux
(November 1, 1995 vs. Tampa Bay)4 - Jaromir Jagr
(December 19, 1996 at St. Louis)**Most Points:**4 - 20 times - last time - Mario Lemieux
(January 26, 1997 at Montreal)**Most Shots:**7 - Five times - last time - Mario Lemieux
(February 12, 1997 vs. NY Islanders)**Most Penalties:**8 - Russ Anderson
(January 19, 1980 vs. Edmonton)**Most Penalty Minutes:**46 - Russ Anderson
(January 19, 1980 vs. Edmonton)

SINGLE GAME HIGHS**Most Goals:**

- 5 - Mario Lemieux
(December 31, 1988 vs. New Jersey)
5 - Mario Lemieux
(April 9, 1993 at NY Rangers)
5 - Mario Lemieux
(March 26, 1996 vs. St. Louis)

Most Assists:

- 6 - Ron Stackhouse
(March 8, 1975 vs. Philadelphia)
6 - Greg Malone
(November 28, 1979 vs. Quebec)
6 - Mario Lemieux
(October 15, 1988 vs. St. Louis)
6 - Mario Lemieux
(December 5, 1992 at San Jose)
6 - Mario Lemieux
(November 1, 1995 vs. Tampa Bay)

Most Points:

- 8 - Mario Lemieux
(2+6) (October 15, 1988 vs. St. Louis)
8 - Mario Lemieux
(5+3) (December 31, 1988 vs. New Jersey)

Most Shots:

- 14 - Ron Stackhouse
(April 3, 1976 vs. Washington)

Most Penalties:

- 9 - Russ Anderson
(January 19, 1980 vs. Edmonton)

GOALTENDER RECORDS**MOST GAMES****All-Time:**

- 708 - Tom Barrasso

One Season:

- 63 - Greg Millen (1980-81)
63 - Tom Barrasso (1992-93)
63 - Tom Barrasso (1997-98)

One Season, Home:

- 34 - Greg Millen (1980-81)
34 - Michel Dion (1981-82)

One Season, Road:

- 32 - Tom Barrasso (1997-98)

MOST MINUTES PLAYED**All-Time:**

- 25,013 - Tom Barrasso

One Season:

- 3,721 - Greg Millen (1980-81)

One Season, Home:

- 2,040 - Greg Millen (1980-81)

One Season, Road:

- 1,932 - Tom Barrasso (1997-98)

MOST WINS**All-Time:**

- 221 - Tom Barrasso

One Season:

- 43 - Tom Barrasso (1992-93)

One Season, Home:

- 24 - Tom Barrasso (1992-93)

One Season, Road:

- 19 - Tom Barrasso (1992-93)

MOST LOSSES**All-Time:**

- 146 - Tom Barrasso

One Season:

- 31 - Les Binkley (1968-69)

One Season, Home:

- 17 - Les Binkley (1968-69)

One Season, Road:

- 17 - Les Binkley (1967-68)
17 - Michel Dion (1981-82)

MOST TIES**All-Time:**

- 51 - Tom Barrasso

One Season:

- 15 - Denis Herron (1977-78)

One Season, Home:

- 9 - Les Binkley (1967-68)

One Season, Road:

- 7 - Denis Herron (1977-78)
7 - Denis Herron (1978-79)
7 - Greg Millen (1980-81)

MOST SAVES**All-Time:**

- 11,724 - Tom Barrasso

One Season :

- 1,920 - Denis Herron (1977-78)

One Season, Home:

- 938 - Denis Herron (1977-78)

One Season, Road:

- 982 - Denis Herron (1977-78)

All-Time, Per Game:

- 30.6 - Joe Daley

One Season, Per Game:

- 32.6 - Denis Herron (1977-78)

One Season, Per Game, Home:

- 31.2 - Joe Daley (1968-69)

One Season, Per Game, Road:

- 35.8 - Denis Herron (1977-78)

MOST SHUTOUTS**All-Time:**

21 - Tom Barrasso

One Season:

7 - Tom Barrasso (1997-98)

One Season, Home:

3 - Les Binkley (1967-68)

3 - Ken Wregget (1995-96)

3 - Tom Barrasso (1998-99)

One Season, Road:

6 - Tom Barrasso (1997-98)

LONGEST SHUTOUT SEQUENCE**Individual:**

132:24 - Jim Rutherford

(February 22 - February 25, 1973)

118:18 - Tom Barrasso

(February 8 - February 13, 1993)

Team:

187:30 - Ken Wregget and Tom Barrasso

(January 31 - February 13, 1993)

134:17 - Dunc Wilson and Denis Herron

(March 8 - 12, 1971)

Against:

183:15 - (January 31 - February 9, 1980)

170:29 - (October 31 - November 7, 1973)

HIGHEST WINNING PERCENTAGE**All-Time:**

.629 - Patrick Lalime (21-12-2)

One Season:

.734 - Tom Barrasso (1992-93) (43-14-5)

HIGHEST SAVE PERCENTAGE**All-Time:**

.913 - Patrick Lalime

One Season:

.913 - Patrick Lalime (1996-97)

MOST GOALS AGAINST**All-Time:**

1,363 - Tom Barrasso

One Season:

258 - Greg Millen (1980-81)

One Season, Home:

128 - Greg Millen (1980-81)

One Season, Road:

130 - Greg Millen (1980-81)

LOWEST GOALS AGAINST AVERAGE**All-Time:**

2.86 - Hank Bassen

One Season:

2.07 - Tom Barrasso (1997-98)

One Season, Home:

2.02 - Al Smith (1970-71)

One Season, Road:

1.83 - Tom Barrasso (1997-98)

LONGEST CONSECUTIVE STREAKS**Games Played:**

26 - Greg Millen (February 7 - April 4, 1981)

(11-10-5)

Wins:

14 - Tom Barrasso (March 9 - April 9, 1993)

Wins, Home:

13 - Jim Rutherford

(February 16-November 22, 1972)

Wins, Road:

6 - Tom Barrasso (March 14-April 9, 1993)

Unbeaten:

16 - Patrick Lalime

(December 6, 1996-January 21, 1997) (14-0-2)

Unbeaten, Home:

18 - Michel Plasse

(January 11-December 31, 1975) (14-0-4)

Unbeaten, Road:

7 - Denis Herron (March 13-27, 1979) (5-0-2)

7 - Tom Barrasso

(October 20-November 17, 1995) (5-0-2)

7 - Tom Barrasso

(November 15-December 19, 1997) (5-0-2)

Losses:

9 - Michel Dion (Dec. 20, 1983-March 1, 1984)

Losses, Home:

5 - Michel Dion (April 3 - October 22, 1982)

5 - Denis Herron

(October 18-November 16, 1983)

Losses, Road:

10 - Joe Daley

(November 13, 1968-March 20, 1969)

10 - Denis Herron

(December 22, 1984-March 30, 1985)

Winless:

15 - Al Smith

(January 28-April 1, 1971) (0-10-5)

Winless, Home:

9 - Les Binkley

(November 6 - December 21, 1968) (0-8-1)

Winless, Road:

6 - Al Smith

(March 5, 1970-April 1, 1971) (0-18-8)

Season Openers (15-11-6)

Oct. 10, 1998	Pittsburgh	4	at	NY Islanders	3	W
Oct. 1, 1997	Los Angeles	3	at	Pittsburgh	3	T*
Oct. 5, 1996	Tampa Bay	4	at	Pittsburgh	3	L*
Oct. 7, 1995	Toronto	3	at	Pittsburgh	8	W
Jan. 20, 1995	Pittsburgh	5	at	Tampa Bay	3	W
Oct. 5, 1993	Pittsburgh	3	at	Philadelphia	4	L
Oct. 6, 1992	Philadelphia	3	at	Pittsburgh	3	T*
Oct. 4, 1991	Pittsburgh	5	at	Buffalo	4	W
Oct. 51990	Pittsburgh	7	at	Washington	4	W
Oct. 5, 1989	Pittsburgh	4	at	Boston	5	L
Oct. 7, 1988	Pittsburgh	6	at	Washington	4	W
Oct. 8, 1987	Pittsburgh	4	at	NY Rangers	4	T*
Oct. 9, 1986	Washington	4	at	Pittsburgh	5	W
Oct. 10, 1985	Montreal	5	at	Pittsburgh	3	L
Oct. 11, 1984	Pittsburgh	3	at	Boston	4	L
Oct. 4, 1983	Pittsburgh	3	at	St. Louis	5	L
Oct. 5, 1982	Pittsburgh	3	at	New Jersey	3	T
Oct. 6, 1981	Pittsburgh	2	at	St. Louis	6	L
Oct. 9, 1980	Pittsburgh	4	at	Philadelphia	7	L
Oct. 10, 1979	Winnipeg	2	at	Pittsburgh	4	W
Oct. 11, 1978	Toronto	3	at	Pittsburgh	2	L
Oct. 12, 1977	St. Louis	2	at	Pittsburgh	4	W
Oct. 6, 1976	Vancouver	5	at	Pittsburgh	9	W
Oct. 7, 1975	Pittsburgh	4	at	Washington	2	W
Oct. 9, 1974	Pittsburgh	4	at	Minnesota	2	W
Oct. 12, 1973	Pittsburgh	4	at	Atlanta	3	W
Oct. 7, 1972	Los Angeles	2	at	Pittsburgh	4	W
Oct. 9, 1971	Philadelphia	2	at	Pittsburgh	3	W
Oct. 10, 1970	Buffalo	2	at	Pittsburgh	1	L
Oct. 11, 1969	Oakland	2	at	Pittsburgh	2	T
Oct. 12, 1968	Montreal	1	at	Pittsburgh	1	T
Oct. 11, 1967	Montreal	2	at	Pittsburgh	1	L

Home Openers (18-8-6)

Oct. 17, 1998	vs. NY Rangers	3-3	T*
Oct. 1, 1997	vs. Los Angeles	3-3	T*
Oct. 5, 1996	vs. Tampa Bay	3-4	L*
Oct. 7, 1995	vs. Toronto	8-3	W
Jan. 27, 1995	vs. Ottawa	5-4	W
Oct. 7, 1993	vs. Montreal	2-1	W*
Oct. 6, 1992	vs. Philadelphia	3-3	T*
Oct. 6, 1991	vs. Philadelphia	2-2	T*
Oct. 7, 1990	vs. New Jersey	7-4	W
Oct. 10, 1989	vs. Winnipeg	5-1	W
Oct. 11, 1988	vs. Washington	8-7	W
Oct. 13, 1987	vs. Buffalo	8-3	W
Oct. 9, 1986	vs. Washington	5-4	W
Oct. 10, 1985	vs. Montreal	3-5	L
Oct. 17, 1984	vs. Vancouver	4-3	W
Oct. 8, 1983	vs. NY Rangers	1-6	L
Oct. 9, 1982	vs. NY Rangers	3-5	L
Oct. 10, 1981	vs. Quebec	2-1	W
Oct. 11, 1980	vs. Winnipeg	5-4	W
Oct. 10, 1979	vs. Winnipeg	4-2	W
Oct. 11, 1978	vs. Toronto	2-3	L
Oct. 12, 1977	vs. St. Louis	4-2	W
Oct. 6, 1976	vs. Vancouver	9-5	W
Oct. 11, 1975	vs. Washington	7-5	W
Oct. 12, 1974	vs. Detroit	7-2	W
Oct. 13, 1973	vs. NY Rangers	2-8	L
Oct. 7, 1972	vs. Los Angeles	4-2	W
Oct. 9, 1971	vs. Philadelphia	3-2	W
Oct. 10, 1970	vs. Buffalo	1-2	L
Oct. 11, 1969	vs. California	2-2	T
Oct. 12, 1968	vs. Montreal	1-1	T
Oct. 11, 1967	vs. Montreal	1-2	L

Road Openers (13-13-6)

Oct. 10, 1998	at NY Islanders	4-3	W
Oct. 3, 1997	at Carolina	4-3	W
Oct. 8, 1996	at Hartford	3-7	L
Oct. 9, 1995	at Colorado	6-6	T*
Jan. 20, 1995	at Tampa Bay	5-3	W
Oct. 5, 1993	at Philadelphia	3-4	L
Oct. 10, 1992	at Montreal	3-3	T*
Oct. 4, 1991	at Buffalo	5-4	W
Oct. 5, 1990	at Washington	7-4	W
Oct. 5, 1989	at Boston	4-5	L
Oct. 7, 1988	at Washington	6-4	W
Oct. 8, 1987	at NY Rangers	4-4	T*
Oct. 12, 1986	at Chicago	4-1	W
Oct. 16, 1985	at Chicago	5-5	T*
Oct. 11, 1984	at Boston	3-4	L
Oct. 4, 1983	at St. Louis	3-5	L
Oct. 5, 1982	at New Jersey	3-3	T
Oct. 6, 1981	at St. Louis	2-6	L
Oct. 9, 1980	at Philadelphia	4-7	L
Oct. 14, 1979	at Boston	4-1	W
Oct. 12, 1978	at Boston	2-8	L
Oct. 14, 1977	at Washington	1-2	L
Oct. 7, 1976	at Montreal	1-10	L
Oct. 7, 1975	at Washington	4-2	W
Oct. 9, 1974	at Minnesota	4-2	W
Oct. 12, 1973	at Atlanta	4-3	W
Oct. 11, 1972	at St. Louis	5-2	W
Oct. 10, 1971	at Buffalo	1-2	L
Oct. 15, 1970	at Minnesota	2-4	L
Oct. 19, 1969	at Boston	0-4	L
Oct. 16, 1968	at Toronto	2-2	T
Oct. 13, 1967	at St. Louis	3-1	W

*In Overtime

WINNING / UNBEATEN / LOSING / WINLESS

SEASON	OVERALL				HOME				ROAD			
	WIN	UNBT	LOSS	WINLESS	WIN	UNBT	LOSS	WINLESS	WIN	UNBT	LOSS	WINLESS
1967-68	4	5	3	4	3	5	2	5	3	3	5	8
1968-69	4	6	7	9	4	4	4	6	2	5	8	14
1969-70	3	4	6	10	4	6	3	4	2	2	4	9
1970-71	2	4	4	8	7	7	2	5	2	3	15	*18
1971-72	4	5	6	9	3	4	3	4	3	6	6	14
1972-73	4	5	5	8	4	8	3	3	1	2	9	9
1973-74	3	4	6	8	3	6	4	4	2	3	4	5
1974-75	3	7	3	7	9	*20	2	4	3	4	4	6
1975-76	4	11	3	7	6	10	4	4	2	6	7	9
1976-77	3	6	4	6	3	7	2	3	2	2	3	6
1977-78	2	7	5	6	2	6	3	5	2	6	5	8
1978-79	4	10	4	5	6	8	3	3	3	7	6	8
1979-80	3	7	6	8	4	7	5	5	2	3	7	7
1980-81	6	6	3	6	5	6	3	3	2	4	8	11
1981-82	4	7	4	9	4	8	2	5	3	3	7	12
1982-83	3	5	*11	*18	3	3	4	7	1	2	*18	*18
1983-84	2	3	8	8	1	2	*7	*11	4	5	6	7
1984-85	5	5	9	12	3	3	4	7	2	2	8	10
1985-86	5	6	5	7	4	10	4	6	2	2	5	5
1986-87	7	7	4	9	6	6	2	3	2	2	4	12
1987-88	4	4	6	10	6	6	3	7	4	4	4	5
1988-89	5	8	4	6	6	12	4	4	3	4	4	8
1989-90	4	5	4	8	7	7	4	4	2	3	8	13
1990-91	6	7	3	5	*11	14	3	5	3	4	6	10
1991-92	4	6	4	6	9	9	4	4	5	5	4	7
1992-93	#17	*18	3	3	10	11	2	3	*7	*8	3	2
1993-94	4	8	4	4	4	7	3	3	4	4	2	4
1994-95	7	13	3	3	7	9	2	2	4	6	3	3
1995-96	8	8	3	3	8	8	3	3	3	6	4	5
1996-97	6	14	6	6	6	8	3	3	6	7	8	13
1997-98	6	8	3	6	5	10	2	5	5	7	3	5
1998-99	10	10	3	8	9	11	3	4	2	3	3	6

*Club Record #NHL Record WIN-Winning LOSS-Losing UNBT-Unbeaten WINL-Winless

Longest Winning	17	March 9 - April 11, 1993
Longest Home Winning	11	January 5 - March 7, 1991
Longest Road Winning	7	March 14 - April 9, 1993
Longest Unbeaten	18	March 9 - April 14, 1993 (17-0-1)
Longest Home Unbeaten	20	November 30, 1974 - February 22, 1975 (12-0-8)
Longest Road Unbeaten	8	March 14 - April 14, 1993 (7-0-1)
Longest Losing	11	January 22 - February 10, 1983
Longest Home Losing	8	April 3 to October 29, 1983 (2 seasons)
	7	October 8 - October 29, 1983
Longest Road Losing	18	December 23, 1982 - March 4, 1983
Longest Winless	18	January 2 - February 10, 1983 (0-17-1)
Longest Home Winless	12	April 3 - November 9, 1983 (0-10-2) (2 seasons)
	11	October 8 - November 9, 1983 (0-9-2)
Longest Road Winless	18	October 25, 1970 - January 14, 1971 (0-11-7)
	18	December 23, 1982 - March 4, 1983 (0-18-0)
Consecutive Games Without Being Shut Out	211	January 7, 1989 - October 28, 1991
Consecutive Home Games Without Being Shut Out	206	January 28, 1992 - October 8, 1997
Consecutive Road Games Without Being Shut Out	120	January 12, 1990 - December 29, 1991
Consecutive Games Without Shutting Out Opponent	156	March 12, 1977 - December 9, 1978
Consecutive Home Games Without Shutting Out Opponent	95	April 2, 1980 - December 1, 1982
Consecutive Road Games Without Shutting Out Opponent	188	January 24, 1987 - December 5, 1991
Consecutive Games Tied	4	December 8 - December 15, 1979

PENGUINS ALL-TIME OVERTIME RECORD

YEAR	OVERALL					HOME					ROAD				
	GP	W	L	T	PTS	GP	W	L	T	PTS	GP	W	L	T	PTS
1983-84	12	1	5	6	8	7	0	3	4	4	5	1	2	2	4
1984-85	8	3	0	5	11	3	0	0	3	3	5	3	0	2	8
1985-86	14	3	3	8	14	7	1	1	5	7	7	2	2	3	7
1986-87	21	5	4	12	22	11	4	1	6	14	10	1	3	6	8
1987-88	16	5	2	9	19	9	2	1	6	10	7	3	1	3	9
1988-89	10	2	1	7	11	3	0	0	3	3	7	2	1	4	8
1989-90	14	3	3	8	14	7	2	2	3	7	7	2	1	5	7
1990-91	12	4	2	6	14	7	3	1	3	9	5	1	1	3	5
1991-92	12	2	1	9	13	8	1	1	6	8	4	1	0	3	5
1992-93	10	3	0	7	13	6	2	0	4	8	4	1	0	3	5
1993-94	19	4	2	13	21	11	2	1	8	12	8	2	1	5	9
1994-95	5	1	1	3	5	1	0	0	1	1	4	1	1	2	4
1995-96	9	3	2	4	10	4	2	2	0	4	5	1	0	4	6
1996-97	13	1	4	8	10	9	1	3	5	7	4	0	1	3	3
1997-98	23	3	2	18	24	13	2	1	10	14	10	1	1	8	10
1998-99	22	7	1	14	28	14	4	0	10	18	8	3	1	4	10
TOTALS	220	50	33	137	237	120	26	17	77	129	100	24	16	60	108

PENGUINS CAREER OVERTIME SCORING LEADERS

PLAYER	G	A	PTS	PLAYER	G	A	PTS
Mario Lemieux	9	10	19	Troy Loney	1	1	2
JAROMIR JAGR	8	4	12	Norm Maciver	0	1	1
Ron Francis	1	5	6	Moe Mantha	1	1	2
Kevin Stevens	3	2	5	KIP MILLER	2	1	3
Larry Murphy	1	4	5	ALEKSEY MOROZOV	0	1	1
Paul Coffey	0	4	4	Joe Mullen	1	0	1
Wayne Babych	1	0	1	Larry Murphy	1	4	5
Stu Barnes	0	2	2	Fredrik Olausson	1	0	1
Doug Bodger	1	2	3	Tom O'Regan	0	1	1
Phil Bourque	1	2	3	Wilf Paiment	0	1	1
ROB BROWN	2	1	3	Mark Recchi	1	0	1
Randy Carlyle	1	0	1	Gary Rissling	0	1	1
John Chabot	0	1	1	Gord Roberts	0	1	1
Paul Coffey	0	4	4	Tomas Sandstrom	0	2	2
John Cullen	0	2	2	Ulf Samuelsson	1	0	1
Randy Cunneynworth	1	1	2	Norm Schmidt	0	2	2
Ron Duguay	0	1	1	Doug Shedden	1	0	1
Bob Errey	0	1	1	Charlie Simmer	1	0	1
Ron Francis	1	5	6	Craig Simpson	1	2	3
Dan Frawley	1	1	2	Ville Siren	0	1	1
Lee Giffin	0	1	1	JIRI SLEGR	0	3	3
Randy Gilhen	1	0	1	Bryan Smolinski	0	2	2
Dave Hannan	0	1	1	Paul Stanton	1	1	2
KEVIN HATCHER	2	1	3	Kevin Stevens	3	2	5
Randy Hillier	2	1	3	MARTIN STRAKA	0	1	1
JAN HRDINA	0	1	1	GERMAN TITOV	0	3	3
JAROMIR JAGR	8	4	12	Tony Tanti	0	1	1
Rick Kehoe	0	1	1	Rick Tocchet	0	1	1
Chris Kontos	1	0	1	Scott Young	1	2	3
ALEXEI KOVALEV	1	1	2	Warren Young	0	3	3
Mario Lemieux	9	10	19	Zarley Zalapski	0	2	2

PENGUINS CAREER OVERTIME RECORD VS. EACH TEAM

TEAM	GP	RECORD	TEAM	GP	RECORD
Anaheim	2	0-0-2	Nashville	2	1-0-1
Boston	11	4-1-6	New Jersey	12	2-1-9
Buffalo	16	2-4-10	NY Islanders	12	2-3-7
Calgary	6	0-0-6	NY Rangers	23	9-3-11
Carolina	10	3-1-6	Ottawa	7	1-0-6
Chicago	4	0-0-4	Philadelphia	17	3-5-9
Colorado	8	1-2-5	Phoenix	7	1-3-3
Dallas	4	1-0-3	San Jose	2	0-0-2
Detroit	8	1-1-6	St. Louis	6	0-0-6
Edmonton	4	1-1-2	Tampa Bay	5	1-1-3
Florida	2	0-0-2	Toronto	5	1-1-3
Los Angeles	10	3-4-3	Vancouver	7	3-0-4
Montreal	16	5-0-11	Washington	14	5-2-7
			TOTAL	220	50-33-137

PITTSBURGH'S OVERTIME VICTORIES

Player	Date	Time	Opponent	Goalie	Final Score
Randy Carlyle	12/23/83	2:12	@ New Jersey	Resch	6-5
Mario Lemieux	11/14/84	3:54	@ Winnipeg	Behrend	4-3
Randy Hillier	12/7/84	1:35	@ NY Rangers	Hanlon	4-3
Wayne Babych	3/9/85	1:06	@ Boston	Peeters	6-5
Dan Frawley	12/19/85	0:38	@ Minnesota	Casey	4-3
Doug Shedden	2/24/86	3:54	vs. Los Angeles	Melanson	6-5
Mario Lemieux	4/6/86	0:25	@ NY Rangers	Hanlon	5-4
Doug Bodger	10/11/86	0:50	vs. NY Rangers	Vanbiesbrouck	6-5
Mario Lemieux	10/14/86	3:40	vs. Los Angeles	Melanson	4-3
R. Cunneynworth	10/22/86	2:30	vs. Buffalo	Cloutier	5-4
Chris Kontos	2/8/87	2:12	@ New Jersey	Chevrier	2-1
Mario Lemieux	4/4/87	1:26	vs. Detroit	Hanlon	4-3
Craig Simpson	10/31/87	4:05	@ Quebec	Brunetta	5-4
Moe Mantha	11/14/87	2:04	vs. NY Rangers	Vanbiesbrouck	3-2
Charlie Simmer	1/23/88	0:24	Montreal	Hayward	4-3
Mario Lemieux	2/2/88	4:11	vs. Washington	Peeters	3-2
Mario Lemieux	4/2/88	4:02	@ Washington	Malarchuk	7-6
Rob Brown	12/26/88	1:39	@ Hartford	Liut	4-3
Mario Lemieux	4/2/89	3:38	@ Philadelphia	Empty Net	6-5
Randy Hillier	10/14/89	1:40	vs. Montreal	Roy	2-1
Troy Loney	2/14/90	3:33	@ NY Rangers	Richter	4-3
Randy Gilhen	2/22/90	4:26	vs. NY Islanders	Fitzpatrick	4-3
Mark Recchi	11/24/90	1:11	vs. Washington	Liut	3-2
Scott Young	1/17/91	3:31	@ Toronto	Ing	6-5
Paul Stanton	1/29/91	2:46	vs. Washington	Beaupre	3-2
Kevin Stevens	3/21/91	0:13	vs. NY Rangers	Vanbiesbrouck	5-4
Phil Bourque	10/15/91	2:30	@ NY Islanders	Healy	7-6
Kevin Stevens	11/13/91	3:25	vs. Edmonton	Ranford	5-4
Jaromir Jagr	12/17/92	2:50	@ Philadelphia	Soderstrom	5-4
Jaromir Jagr	3/11/93	3:18	vs. Los Angeles	Stauber	4-3
Ulf Samuelsson	4/7/93	2:11	vs. Montreal	Roy	4-3
Joe Mullen	10/7/93	1:13	vs. Montreal	Roy	2-1
Jaromir Jagr	12/4/93	2:04	@ Hartford	Reese	7-6
Ron Francis	1/7/94	4:54	@ Buffalo	Hasek	4-3
Kevin Stevens	1/11/94	4:09	@ Boston	Blue	5-4
Larry Murphy	3/4/95	4:36	@ Boston	Riendeau	4-3
Jaromir Jagr	11/17/95	2:48	@ Washington	Carey	3-2
Mario Lemieux	1/22/96	1:54	vs. Boston	Ranford	7-6
Mario Lemieux	2/18/96	2:17	vs. NY Rangers	Healy	4-3
F. Olausson	3/8/97	0:19	vs. Philadelphia	Snow	3-2
Kevin Hatcher	10/25/97	0:41	@ Vancouver	McLean	3-2
Rob Brown	11/1/97	3:52	vs. Vancouver	McLean	7-6
Jaromir Jagr	11/22/97	0:25	vs. NY Rangers	Richter	4-3
Kevin Hatcher	12/15/98	3:17	vs. Tampa Bay	Schwab	3-2
Jaromir Jagr	12/26/98	1:18	vs. Ottawa	Tugnutt	2-1
Alexei Kovalev	2/9/99	4:31	vs. Montreal	Chabot	3-2
Jaromir Jagr	2/11/99	1:21	vs. Vancouver	Hirsch	6-5
Kip Miller	2/13/99	3:39	@ Nashville	Voukon	3-2
Kip Miller	3/10/99	2:49	@ Carolina	Irbe	3-2
Jaromir Jagr	4/18/99	1:22	@ NY Rangers	Richter	2-1

PITTSBURGH'S OVERTIME DEFEATS

Player	Date	Time	Opponent	Goalie	Final Score
Lucien DeBlois	10/12/83	1:34	vs. Winnipeg	Dion	4-3
Bobby Clarke	11/20/83	2:43	@ Philadelphia	Herron	5-4
Paul MacLean	1/18/84	1:28	vs. Winnipeg	Dion	5-4
D. Andreychuk	2/8/84	0:35	vs. Buffalo	Herron	6-5
Mark Osborne	2/26/84	2:18	@ NY Rangers	Herron	4-3
Tiger Williams	11/16/85	3:10	@ Los Angeles	Romano	4-3
Murray Craven	12/22/85	2:12	@ Philadelphia	Meloche	3-2
Ilkka Sinisalo	4/5/86	1:59	vs. Philadelphia	Meloche	4-3
Steve Thomas	12/13/86	4:36	@ Toronto	Romano	3-2
Mike Bossy	12/23/86	3:25	@ NY Islanders	Romano	4-3
Mike Gartner	1/1/87	1:30	@ Washington	Romano	4-3
T. Sandstrom	3/14/87	1:05	vs. NY Rangers	Riggin	3-2
Kevin Dineen	1/9/88	0:55	@ Hartford	Meloche	5-4
Mario Marois	2/23/88	2:40	vs. Winnipeg	Pietrangelo	4-3
Dave Taylor	3/7/89	2:37	@ Los Angeles	Barrasso	3-2
Don Maloney	2/6/90	4:28	vs. NY Islanders	Barrasso	8-7
Craig MacTavish	3/6/90	1:17	@ Edmonton	Pietrangelo	4-3
Uwe Krupp	3/31/90	1:00	vs. Buffalo	Barrasso	3-2
Tony Granato	11/17/90	0:52	@ Los Angeles	Pietrangelo	2-1
Patrick Flatley	12/23/90	4:29	vs. NY Islanders	Pietrangelo	4-3
Donald Audette	1/23/92	3:15	vs. Buffalo	Young	5-4
Tony Amonte	2/21/94	0:08	@ NY Rangers	Barrasso	4-3
Randy Burridge	3/15/94	0:40	vs. Washington	Barrasso	5-4
R. Brind'Amour	4/16/95	1:30	@ Philadelphia	Wregget	4-3
Yanic Perrault	10/21/95	0:40	vs. Los Angeles	Wregget	3-2
Steve Thomas	3/9/96	0:21	vs. New Jersey	Barrasso	4-3
Shawn Burr	10/5/96	1:37	vs. Tampa Bay	Barrasso	4-3
Adam Oates	11/14/96	1:05	@ Boston	Wregget	2-1
Valeri Kamensky	1/23/97	3:55	vs. Colorado	Lalime	4-3
B. Shanahan	2/8/97	2:01	vs. Detroit	Lalime	6-5
Valeri Kamensky	1/3/98	3:04	vs. Colorado	Skudra	5-4
Alexandre Daigle	3/8/98	4:03	@ Philadelphia	Wregget	4-3
Dixon Ward	3/28/99	2:27	@ Buffalo	Aubin	4-3

PENGUINS ALL-TIME HAT TRICKS

YR.	PLAYER (#)	DATE	OPPONENT	YR.	PLAYER (#)	DATE	OPPONENT
1967-68 (2)	Andy Bathgate	Oct. 18	vs Minnesota	1983-84 (3)	Andy Brickley	Dec. 26	vs NY Rangers
	Ken Schinkel	Oct. 21	vs Chicago		Mike Bullard	Jan. 18	vs Winnipeg
1968-69 (0)					Mark Taylor	Mar. 29	at NY Rangers
1969-70 (1)	Ken Schinkel (2)	Feb. 4	vs Minnesota	1984-85 (2)	Mike Bullard (2)*	Dec. 5	vs St. Louis
1970-71 (2)	Glen Sather	Dec. 19	vs Detroit		Mike Bullard (3)	Dec. 26	vs NY Islanders
	Duane Rupp	Mar. 24	vs Detroit	1985-86 (5)	Mike Bullard (4)	Dec. 31	at St. Louis
1971-72 (1)	Bob Leiter	Dec. 1	vs Detroit		Mario Lemieux*	Dec. 31	at St. Louis
1972-73 (6)	Al McDonough	Oct. 11	at St. Louis		Mike Bullard (5)	Jan. 22	at Edmonton
	Lowell MacDonald	Nov. 5	vs Minnesota		Doug Shedden (2)	Feb. 15	vs Vancouver
	Al McDonough (2)	Nov. 19	vs Atlanta		Mike Bullard (6)	Feb. 21	at Detroit
	Al McDonough (3)	Nov. 22	vs St. Louis	1986-87 (12)	R. Cunneynworth	Oct. 9	vs Washington
	Eddie Shack	Nov. 29	vs Toronto		Mario Lemieux (2)	Oct. 17	at Buffalo
	Syl Apps	Dec. 13	vs NY Islanders		Terry Ruskowski	Oct. 18	vs New Jersey
1973-74 (3)	Lowell MacDonald (2)	Nov. 13	vs Minnesota		Kevin LaVallee	Oct. 29	vs New Jersey
	Bob Kelly	Mar. 24	vs Detroit		John Chabot	Dec. 6	vs Minnesota
	Lowell MacDonald (3)	Mar. 27	vs Minnesota		Mario Lemieux (3)*	Dec. 12	vs Toronto
1974-75 (3)	Rick Kehoe	Feb. 15	at Toronto		Craig Simpson	Dec. 22	at Montreal
	Jean Pronovost	Feb. 26	vs Washington		Mario Lemieux (4)	Jan. 23	at Vancouver
	Pierre Larouche	Mar. 12	vs Boston		Mario Lemieux (5)	Feb. 5	at Boston
1975-76 (9)	Jean Pronovost (2)	Nov. 12	at Washington		R. Cunneynworth (2)*	Mar. 3	at Quebec
	Syl Apps (2)	Dec. 17	at California		Mario Lemieux (6)	Mar. 8	at Winnipeg
	Bob Kelly (2)	Dec. 17	at California		Mario Lemieux (7)	Mar. 12	vs Quebec
	Stan Gilbertson	Jan. 18	vs NY Rangers	1987-88 (9)	Dan Quinn	Oct. 15	vs NY Rangers
	Pierre Larouche (2)	Feb. 8	at Vancouver		Mario Lemieux (8)	Oct. 15	vs NY Rangers
	Jean Pronovost (3)	Feb. 19	vs Toronto		Mario Lemieux (9)	Oct. 24	vs Buffalo
	Pierre Larouche (3)	Feb. 21	vs Chicago		Mario Lemieux (10)	Jan. 5	vs Los Angeles
	Lowell MacDonald (4)	Feb. 21	vs Chicago		Mario Lemieux (11)	Jan. 10	at Detroit
	Rick Kehoe (2)	Mar. 10	vs Buffalo		Paul Coffey	Jan. 20	at Chicago
1976-77 (2)	Rick Kehoe (3)	Oct. 6	vs Vancouver		Dan Quinn (2)	Feb. 28	at Chicago
	Pierre Larouche (4)	Feb. 19	at Toronto		Dan Quinn (3)	Mar. 7	at Winnipeg
1977-78 (3)	Blair Chapman	Nov. 16	at Minnesota		Mario Lemieux (12)		at Washington
	Pete Mahovich	Nov. 30	vs Detroit	1988-89 (13)	Mario Lemieux (13)	Oct. 13	vs Washington
	Wayne Bianchin	Dec. 31	vs Cleveland		Rob Brown	Oct. 15	vs NY Rangers
1978-79 (3)	Orest Kindrachuk	Mar. 4	at Colorado		Mario Lemieux (14)	Oct. 18	vs Philadelphia
	Ron Stackhouse	Mar. 18	at NY Rangers		Rob Brown (2)	Nov. 25	at Washington
	Greg Malone	Mar. 28	vs NY Rangers		Mario Lemieux (15)	Dec. 21	at Toronto
1979-80 (1)	Gary McAdam	Nov. 28	vs Quebec		Mario Lemieux (16)#	Dec. 31	vs New Jersey
1980-81 (5)	Rick Kehoe (4)	Nov. 26	vs Vancouver		Mario Lemieux (17)	Jan. 10	vs NY Islanders
	Rick Kehoe (5)	Dec. 3	at Toronto		Rob Brown (3)	Jan. 28	vs Detroit
	Paul Gardner *	Dec. 13	vs Philadelphia		Rob Brown (4)	Feb. 5	at Boston
	Rick Kehoe (6)	Jan. 14	vs St. Louis		Mario Lemieux (18)	Feb. 14	vs Buffalo
	Gregg Sheppard	Mar. 16	at Edmonton		Mario Lemieux (19)	Mar. 12	at Chicago
1981-82 (4)	Paul Gardner (2)	Nov. 7	vs Philadelphia		Mario Lemieux (20)	Mar. 25	vs New Jersey
	Doug Shedden	Jan. 2	vs Hartford		Mario Lemieux (21)*	Mar. 30	vs Hartford
	Rick Kehoe (7)	Jan. 20	vs Boston	1989-90 (10)	Mario Lemieux (22)	Oct. 17	vs Toronto
	Andre St. Laurent	Mar. 6	at Quebec		Kevin Stevens	Oct. 31	vs Los Angeles
1982-83 (3)	Pat Boutette	Oct. 12	vs Vancouver		Mario Lemieux (23)	Dec. 2	at Quebec
	Pat Boutette (2)	Oct. 27	vs Washington		Rob Brown (5)	Dec. 12	vs Boston
	Rick Kehoe (8)	Dec. 23	at Detroit		Mario Lemieux (24)*	Jan. 8	at NY Rangers
					Tony Tanti	Jan. 30	vs Philadelphia
					Mario Lemieux (25)	Feb. 2	vs Edmonton
					Rob Brown (6)	Feb. 10	vs Los Angeles
					John Cullen	Feb. 20	vs Philadelphia
					Rob Brown (7)	Mar. 4	vs Minnesota

* - four goal game
- five goal game

PENGUINS ALL-TIME HAT TRICKS

OPPONENTS ALL-TIME HAT TRICKS

YR.	PLAYER (#)	DATE	OPPONENT
1990-91 (5)			
	Kevin Stevens(2)	Oct. 25	vs Quebec
	Phil Bourque	Dec. 3	at NY Rangers
	John Cullen (2)	Jan. 17	at Toronto
	Jaromir Jagr	Feb. 2	vs Boston
	Mario Lemieux (26)	Mar. 26	at Philadelphia
1991-92 (11)			
	Mario Lemieux (27)	Oct. 15	at NY Islanders
	Bob Errey	Oct. 17	vs NY Islanders
	Kevin Stevens (3)	Nov. 13	vs Edmonton
	Mark Recchi	Nov. 18	at Quebec
	Kevin Stevens (4)	Nov. 18	at Quebec
	Kevin Stevens (5)	Nov. 29	at Philadelphia
	Kevin Stevens (6)	Dec. 5	at San Jose
	Joe Mullen *	Dec. 23	at NY Islanders
	Joe Mullen (2)*	Dec. 26	vs Toronto
	Joe Mullen (3)	Feb. 18	vs Toronto
	Rick Tocchet	Mar. 6	at San Jose
1992-93 (10)			
	Kevin Stevens (7)*	Oct. 17	at Hartford
	Mario Lemieux (28)	Oct. 22	vs Detroit
	Kevin Stevens (8)	Dec. 12	vs New Jersey
	Kevin Stevens (9)	Jan. 26	vs Washington
	Mario Lemieux (29)*	Mar. 18	vs Washington
	Mario Lemieux (30)*	Mar. 20	vs Philadelphia
	Rick Tocchet (2)	Apr. 1	vs Hartford
	Rick Tocchet (3)	Apr. 7	vs Montreal
	Joe Mullen (4)	Apr. 9	at NY Rangers
	Mario Lemieux (31)#	Apr. 9	at NY Rangers
1993-94 (2)			
	Kevin Stevens (10)	Jan. 11	vs Boston
	Martin Straka	Mar. 8	vs Boston
1994-95 (2)			
	Jaromir Jagr (2)	Feb. 14	vs Boston
	Luc Robitaille *	Feb. 16	vs Hartford
1995-96 (9)			
	Mario Lemieux (32)	Oct. 26	at NY Islanders
	Mario Lemieux (33)	Oct. 28	at New Jersey
	Ron Francis	Nov. 10	at San Jose
	Markus Naslund	Nov. 28	vs Ottawa
	Mario Lemieux (34)*	Nov. 30	at Boston
	Mario Lemieux (35)	Dec. 30	vs Florida
	Mario Lemieux (36)	Jan. 27	vs Philadelphia
	Petr Nedved *	Mar. 5	vs Winnipeg
	Mario Lemieux (37)#	Mar. 26	vs St. Louis
1996-97 (4)			
	Jaromir Jagr (3)	Nov. 2	vs Ottawa
	Jaromir Jagr (4)	Nov. 30	vs Boston
	Mario Lemieux (38)	Dec. 19	at St. Louis
	Mario Lemieux (39)*	Jan. 26	at Montreal
1997-98 (3)			
	Ron Francis (2)	Dec. 29	vs NY Islanders
	Stu Barnes	Jan. 10	vs New Jersey
	Martin Straka (2)	Apr. 18	vs Boston
1998-99 (2)			
	Stu Barnes (2)	Nov. 25	at Washington
	Martin Straka (3)	Nov. 28	at Montreal
TOTAL - 150 ROAD - 57 HOME - 93			

MOST ALL-TIME

Mario Lemieux (39), Kevin Stevens (10), Rick Kehoe (8)

MOST ONE YEAR (Player)

Mario Lemieux (9) in 1988-89

MOST ONE YEAR (Team)

13 in 1988-89

YR.	PLAYER/TEAM	DATE	LOCATION
1967-68 (4)			
	Stan Mikita, CHI*	Dec. 6	at Chicago
	Bob Pulford, TOR	Jan. 13	at Toronto
	Dick Duff, MTL	Feb. 17	at Montreal
	Jean Beliveau, MTL	Mar.16	at Montreal
1968-69 (3)			
	Bobby Rousseau, MTL	Nov. 7	at Montreal
	Bobby Hull, CHI	Nov. 14	at Pittsburgh
	Phil Esposito, BOS	Dec.15	at Boston
1969-70 (5)			
	Gordie Howe, DET	Nov. 2	at Detroit
	Ab McDonald, STL	Nov.19	at Pittsburgh
	Dave Keon, TOR	Jan. 17	at Toronto
	Dave Balon, NYR	Feb. 1	at NY Rangers
	Stan Mikita, CHI (2)	Feb. 11	at Chicago
1970-71 (5)			
	Walt McKechnie, MIN	Oct. 5	at Minnesota
	Phil Esposito, BOS (2)	Dec. 6	at Boston
	Brian Spencer, TOR	Jan. 9	at Toronto
	Phil Esposito, BOS (3)	Mar. 6	at Pittsburgh
	Eddie Shack, BUF	Mar. 31	at Pittsburgh
1971-72 (3)			
	Brad Park, NYR	Dec. 12	at NY Rangers
	Norm Ullman, TOR	Dec. 28	at Pittsburgh
	Brad Park, NYR (2)	Feb. 12	at Pittsburgh
1972-73 (5)			
	Gene Carr, NYR	Dec. 17	at NY Rangers
	Rejean Houle, MTL	Jan. 17	at Montreal
	Mike Walton, BOS	Feb. 10	at Boston
	Dennis Hextall, MIN	Mar. 7	at Minnesota
	Bobby Lalonde, VAN	Mar. 17	at Vancouver
1973-74 (5)			
	Rick Martin, BUF	Jan. 3	at Buffalo
	Ken Hodge, BOS	Feb. 3	at Pittsburgh
	Stan Mikita, CHI (3)	Feb. 10	at Chicago
	Claude Larouse, MTL*	Feb. 28	at Montreal
	Bill Goldsworthy, MIN	Mar. 23	at Minnesota
1974-75 (6)			
	Bobby Orr, BOS	Oct. 23	at Pittsburgh
	Dave Keon, TOR (2)	Nov. 20	at Toronto
	Guy Lafleur, MTL	Dec. 7	at Montreal
	Guy Lafleur, MTL (2)*	Jan. 26	at Montreal
	Greg Polis, NYR	Mar. 2	at NY Rangers
	Stan Gilbertson, WSH*	Apr. 6	at Washington
1975-76 (4)			
	Hartland Monahan, WSH	Nov. 2	at Washington
	Yvon Cournoyer, MTL	Nov. 13	at Pittsburgh
	Denis Maruk, CAL*	Nov. 15	at Pittsburgh
	Ted Irvine, STL	Feb. 29	at Pittsburgh
1976-77 (4)			
	Rick Blight, VAN	Oct. 6	at Pittsburgh
	Wliff Paiement, COL	Feb. 6	at Colorado
	Claude Larose, STL (2)	Feb. 7	at St. Louis
	Don Saleski, PHI	Mar. 13	at Philadelphia
1977-78 (1)			
	Butch Goring, LA	Nov. 24	at Los Angeles
1978-79 (2)			
	Dale McCourt, DET	Feb. 18	at Detroit
	Darcy Rota, ATL	Apr. 1	at Pittsburgh
1979-80 (8)			
	Pierre Larouche, MTL*	Oct. 25	at Montreal
	Darryl Sittler, TOR	Jan. 16	at Pittsburgh
	Jordy Douglas, HFD	Jan. 17	at Hartford
	Blair MacDonald, EDM	Jan. 19	at Pittsburgh
	Mike Foligno, DET	Jan. 31	at Detroit
	Danny Gare, BUF	Feb. 7	at Buffalo
	Darryl Sittler, TOR (2)	Mar. 5	at Pittsburgh
	Wayne Gretzky, EDM	Mar. 21	at Edmonton

OPPONENT ALL-TIME HAT TRICKS

YR.	PLAYER/TEAM	DATE	LOCATION	YR.	PLAYER/TEAM	DATE	LOCATION
1980-81 (8)	Denis Maruk, WSH (2)	Nov. 12	at Pittsburgh	1988-89 (11)	Mike Ridley, WSH*	Oct. 11	at Pittsburgh
	Rick Dudley, BUF	Dec. 7	at Buffalo		Dave Andreychuk, BUF	Oct. 12	at Buffalo
	Bobby Clarke, PHI	Dec. 13	at Pittsburgh		Tony Granato, NYR*	Oct. 30	at NY Rangers
	Stan Smyl, VAN	Dec. 19	at Vancouver		Walt Puddubny, QUE	Nov. 3	at Pittsburgh
	Reed Larson, DET	Jan. 3	at Pittsburgh		Jari Kurri, EDM	Nov. 8	at Pittsburgh
	Mike Bossy, NYI*	Jan. 13	at NY Isles		Tony Tanti, VAN (2)	Jan. 7	at Pittsburgh
	Lanny McDonald, COL	Feb. 6	at Colorado		Tony Granato, NYR (2)	Jan. 14	at Pittsburgh
	Mark Messier, EDM	Mar. 16	at Edmonton		Peter Stastny, QUE (2)*	Feb. 11	at Quebec
1981-82 (6)					Jody Hull, HFD	Feb. 26	at Hartford
	Mel Bridgman, PHI	Oct. 29	at Philadelphia		Ken Linseman, BOS (2)	Mar. 14	at Pittsburgh
	Keith Acton, MTL	Nov. 21	at Montreal		Mats Naslund, MON	Mar. 18	at Pittsburgh
	Ron Dugay, NYR	Dec. 27	at NY Rangers	1989-90 (6)			
	Blaine Stoughton, HFD	Jan. 3	at Hartford		Brett Hull, STL	Oct. 18	at Pittsburgh
	Wayne Gretzky, EDM (2)	Mar. 17	at Edmonton		Wayne Gretzky, LA (5)	Oct. 31	at Pittsburgh
	Bernie Nicholls, LA	Mar. 20	at Los Angeles		Pat LaFontaine, NYI	Feb. 6	at Pittsburgh
1982-83 (10)					Derek King, NYI	Feb. 6	at Pittsburgh
	Butch Goring, NYI (2)	Oct. 4	at NY Islanders		Luc Robitaille, LA	Mar. 10	at Los Angeles
	Marian Stastny, QUE	Oct. 21	at Quebec		Mike Modano, MIN	Mar. 17	at Pittsburgh
	Peter Stastny, QUE	Dec. 11	at Quebec	1990-91 (2)			
	Glenn Anderson, EDM	Jan. 7	at Edmonton		Jeremy Roenick, CHI	Oct. 11	at Chicago
	Dale Hawerchuk, WIN	Feb. 4	at Winnipeg		Patrick Flatley, NYI	Dec. 23	at Pittsburgh
	Lanny McDonald, CAL (2)	Feb. 5	at Calgary	1991-92 (4)			
	Kent Nilsson, CAL	Feb. 5	at Calgary		Derek King, NYI (2)	Oct. 15	at NY Islanders
	Charlie Simmer, LA	Feb. 12	at Pittsburgh		Vladimir Ruzicka, BOS	Oct. 31	at Pittsburgh
	Reed Larson, DET (2)	Feb. 15	at Pittsburgh		Vladimir Ruzicka, BOS (2)*	Feb. 9	at Boston
	Ken Linseman, EDM	Feb. 19	at Pittsburgh		Darren Turcotte, NYR	Apr. 16	at NY Rangers
1983-84 (11)				1992-93 (7)			
	Bryan Trottier, NYI	Nov. 11	at NY Islanders		Michel Goulet, CHI (3)	Nov. 8	at Chicago
	Barry Pederson, BOS	Dec. 6	at Pittsburgh		Jimmy Carson, DET	Nov. 13	at Detroit
	Bob MacMillan, NJ	Jan. 7	at Pittsburgh		Adam Graves, NYR	Nov. 25	at Pittsburgh
	Paul MacLean, WIN	Jan. 18	at Pittsburgh		Ulf Dahlen, MIN	Jan. 7	at Pittsburgh
	Pierre Larouche, NYR (2)	Jan. 25	at Pittsburgh		Steve Heinze, BOS	Jan. 14	at Boston
	Doug Risebrough, CAL	Feb. 16	at Calgary		Pierre Turgeon, NYI	Feb. 20	at NY Islanders
	Lanny McDonald, CAL (3)	Feb. 16	at Calgary		Geoff Sanderson, HFD	Feb. 21	at Hartford
	Wayne Gretzky, EDM (3)*	Feb. 22	at Pittsburgh	1993-94 (2)			
	Michel Goulet, QUE	Mar. 8	at Pittsburgh		Mike Gartner, NYR	Jan. 31	at NY Rangers
	Dave Poulin, PHI	Mar. 22	at Philadelphia		Randy Burridge, WSH	Mar. 15	at Washington
	Ilkka Sinisalo, PHI	Mar. 22	at Philadelphia	1994-95 (1)			
1984-85 (7)					Igor Chibirev, HFD	Apr. 5	at Pittsburgh
	Uli Hiemer, NJ	Oct. 31	at New Jersey	1995-96 (8)			
	Jorgen Patterson, STL	Nov. 8	at Pittsburgh		Pat Verbeek, NYR	Nov. 21	at NY Rangers
	Denis Savard, CHI	Nov. 29	at Pittsburgh		Geoff Sanderson, HFD (2)	Dec. 28	at Pittsburgh
	Michel Goulet, QUE (2)	Dec. 29	at Quebec		Ray Sheppard, SJS	Jan. 13	at Pittsburgh
	Dale Hawerchuk, WIN (2)	Jan. 21	at Winnipeg		Claude Lemieux, COL	Jan. 16	at Pittsburgh
	Wayne Gretzky, EDM (4)	Jan. 26	at Edmonton		Brendan Shanahan, HFD	Feb. 23	at Pittsburgh
	Peter Sundstrom, NYR	Feb. 22	at Pittsburgh		Gary Roberts, CAL	Feb. 29	at Calgary
1985-86 (5)					Rick Tocchet, BOS	Mar. 14	at Boston
	Danny Gare, DET (2)	Oct. 30	at Detroit		John LeClair, PHI	Mar. 31	at Philadelphia
	Tony Tanti, VAN	Nov. 13	at Vancouver	1996-97 (5)			
	Dave Poulin, PHI (2)	Nov. 24	at Philadelphia		Alexi Kovalev, NYR	Oct. 16	at NY Rangers
	Troy Murray, CHI	Jan. 1	at Chicago		Dino Ciccarelli, TB	Nov. 8	at Tampa Bay
	Al Secord, CHI	Jan. 1	at Chicago		Dale Hawerchuk, PHI	Nov. 21	at Philadelphia
1986-87 (3)					Brendan Shanahan, DET (2)	Feb. 8	at Pittsburgh
	Kirk Muller, NJ	Oct. 29	at Pittsburgh		Joe Sakic, COL	Mar. 14	at Colorado
	Sylvain Turgeon, HFD	Mar. 28	at Hartford	1997-98 (3)			
	Perry Anderson, NJ	Mar. 31	at New Jersey		Dave Gagner, FLA	Oct. 4	at Pittsburgh
1987-88 (3)					Joe Nieuwendyk, DAL	Nov. 5	at Pittsburgh
	Dave Hannan, EDM	Jan. 25	at Pittsburgh		Valeri Kamensky, COL	Jan. 3	at Pittsburgh
	John MacLean, NJ	Jan. 28	at New Jersey	1998-99 (2)			
	Rick Vaive, CHI	Feb. 28	at Chicago		Sami Salo, Car	Mar. 30	at Pittsburgh
					Zigmund Palffy, NYI	Apr. 17	at Pittsburgh
					TOTAL - 159 ROAD - 99		
					MOST ALL-TIME (Player)		HOME - 60
					Wayne Gretzky - 5		

PENGUINS ALL-TIME PENALTY SHOTS

PLAYER	OPPONENT	DATE	GOALTENDER	RESULT
George Konik	@St. Louis	Jan. 31, 1968	Glenn Hall	GOAL
Charlie Burns	NY Rangers	Feb. 5, 1969	Ed Giacomin	No Goal
Keith McCreary	NY Rangers	Mar. 18, 1970	Ed Giacomin	No Goal
Jean Pronovost	@ Detroit	Jan. 14, 1971	Roy Edwards	GOAL
Greg Polis	St. Louis	Feb. 24, 1971	Ernie Wakely	No Goal
Syl Apps	@ Toronto	Feb. 9, 1972	Bernie Parent	GOAL
Lowell MacDonald	@ Buffalo	Nov. 12, 1972	Roger Crozier	No Goal
Ron Schock	Detroit	Jan. 10, 1973	Roy Edwards	No Goal
Chuck Arnason	California	Feb. 16, 1974	Gilles Meloche	No Goal
Ron Schock	@ Washington	Nov. 30, 1976	Bernie Wolfe	No Goal
Blair Chapman	@ Washington	Dec. 4, 1977	Jim Bedard	No Goal
Pete Mahovich	@ Washington	Jan. 21, 1978	Jim Bedard	No Goal
Blair Chapman	Colorado	Mar., 22, 1978	Bill McKenzie	No Goal
Ross Lonsberry	@ NY Islanders	Dec. 5, 1978	Glenn Resch	No Goal
Ross Lonsberry	Minnesota	Feb. 9, 1980	Gilles Meloche	No Goal
Greg Sheppard	St. Louis	Jan. 14, 1981	Ed Staniowski	No Goal
Dave Hannan	@ Washington	Oct. 14, 1983	Pat Riffin	GOAL
Andy Brickley	Chicago	Nov. 29, 1984	Murray Bannerman	No Goal
Mario Lemieux	@ Quebec	Dec. 29, 1984	Mario Gosselin	GOAL
Warren Young	@ Toronto	Jan. 2, 1985	Tim Bernhardt	GOAL
Mario Lemieux	@ NY Islanders	Jan. 19, 1988	Kelly Hrudey	GOAL
Mario Lemieux	New Jersey	Dec. 31, 1988	Chris Terreri	GOAL
Mario Lemieux	@ Los Angeles	Mar. 7, 1989	Kelly Hrudey	GOAL
Jock Callander	Montreal	Mar. 18, 1989	Patrick Roy	GOAL
Mario Lemieux	@ Washington	Nov. 24, 1989	Bob Mason	GOAL
Bob Errey	New Jersey	Jan. 5, 1991	Chris Terreri	GOAL
Bob Errey	Minnesota	Oct. 31, 1991	Darcy Wakaluk	GOAL
Mario Lemieux	Edmonton	Mar. 17, 1992	Bill Ranford	No Goal
Jaromir Jagr	Washington	Jan. 26, 1993	Don Beaupre	No Goal
Martin Straka	@ Quebec	Mar. 16, 1995	Jocelyn Thibault	No Goal
Mario Lemieux	Buffalo	Mar. 23, 1996	Dominik Hasek	No Goal
Jaromir Jagr	@ Florida	Nov. 9, 1996	Mark Fitzpatrick	No Goal
Mario Lemieux	@ Florida	Apr. 11, 1997	John Vanbiesbrouck	GOAL
Stu Barnes	@ Philadelphia	Mar. 8, 1998	Ron Hextall	No Goal

Pittsburgh has scored 14 times in 34 attempts, going 4 for 16 at home and going for 10 of 18 on the road.

OPPONENTS ALL-TIME PENALTY SHOTS

PLAYER	OPPONENT	DATE	GOALTENDER	RESULT
Bill Collins	Minnesota	Dec. 23, 1967	Les Binkley	No Goal
Ralph Stewart	@ NY Islanders	Mar. 5, 1974	Andy Brown	No Goal
Dave Keon	@ Toronto	Mar. 20, 1974	Gary Inness	GOAL
Bill Goldsworthy	@ NY Rangers	Nov. 14, 1976	Dunc Wilson	No Goal
Alain Daigle	Chicago	Nov. 21, 1976	Dunc Wilson	No Goal
Al MacAdam	Cleveland	Dec. 16, 1976	Denis Herron	GOAL
Orest Kindrachuk	Philadelphia	Oct. 15, 1977	Dunc Wilson	GOAL
Ilkka Sinisalo	Philadelphia	Oct. 11, 1981	Paul Harrison	GOAL
Bob Bourne	@ NY Islanders	Feb. 17, 1983	Denis Herron	No Goal
Dino Ciccarelli	@ Minnesota	Mar. 16, 1983	Denis Herron	No Goal
Tony Currie	@ Hartford	Mar. 17, 1984	Denis Herron	No Goal
Michel Goulet	@ Quebec	Dec. 29, 1984	Denis Herron	No Goal
Dave Williams	@ Los Angeles	Jan. 21, 1987	Roberto Romano	No Goal
Alan Kerr	@ NY Islanders	Feb. 26, 1987	Pat Riffin	No Goal
Doug Gilmour	St. Louis	Mar. 1, 1987	Pat Riffin	No Goal
Michel Goulet	Quebec	Mar. 12, 1987	Pat Riffin	No Goal
Mark Johnson	@ New Jersey	Oct. 9, 1987	Pat Riffin	No Goal
Dave Tippett	@ Hartford	Jan. 9, 1988	Gilles Meloche	No Goal
Doug Smail	Winnipeg	Oct. 10, 1989	Tom Barrasso	No Goal
Dale Hunter	Washington	Dec. 16, 1989	Wendell Young	No Goal
Tomas Sandstrom	Los Angeles	Feb. 10, 1990	Wendell Young	GOAL
Scott Pearson	Quebec	Mar. 16, 1990	Tom Barrasso	GOAL
Darren Turcotte	@ NY Rangers	Dec. 29, 1991	Wendell Young	No Goal
Joe Nieuwendyk	@ Calgary	Jan. 23, 1993	Ken Wregget	No Goal
Scott Niedermayer	@ New Jersey	Feb. 7, 1996	Ken Wregget	No Goal
Robert Reichel	@ Calgary	Oct. 24, 1996	Tom Barrasso	GOAL
Sami Kapanen	Carolina	Jan. 7, 1999	Tom Barrasso	No Goal

Pittsburgh's opponents have scored 7 times in 27 attempts; the Penguins have stopped 7 of 12 shots at home and 13 of 15 on the road.

PENGUINS ALL-TIME SHUTOUTS

YR.Player (#)	Date/Location	Score	Saves	YR.Player (#)	Date/Location	Score	Saves
1967-68 (7)							
Les Binkley	Nov. 4 at California	1-0	31	Roberto Romano (3)	Dec. 2 at NY Rangers	6-0	40
Hank Bassen	Nov. 15 vs Philadelphia	5-0	27	Roberto Romano (4)	Feb. 8 vs New Jersey	4-0	27
Les Binkley (2)	Dec. 23 vs Minnesota	4-0	23	1986-87 (1)			
Les Binkley (3)	Dec. 27 vs California	0-0	24	Meloche/Romano	Jan. 23 at Vancouver	6-0	30
Les Binkley (4)	Jan. 28 at Boston	1-0	33	(Romano replaced Meloche at 10:11)			
Les Binkley (5)	Feb. 1 vs St. Louis	2-0	22	1987-88 (2)			
Les Binkley (6)	Mar. 30 at Philadelphia*	2-0	23	Frank Pietrangelo	Feb. 4 vs Minnesota	1-0	31
* Game played in Quebec City				Steve Guenette	Mar.19 vs Philadelphia	7-0	38
1988-89 (0)							
1989-90 (1)							
Joe Daley	Feb. 19 vs Boston	3-0	41	Wendell Young	Nov. 14 vs NY Rangers	6-0	25
Joe Daley (2)	Mar. 23 vs Minnesota	5-0	32	1990-91 (1)			
1969-70 (5)							
Les Binkley (7)	Nov. 12 at Toronto	3-0	31	Tom Barrasso	Dec. 28 vs Detroit	5-0	27
Les Binkley (8)	Dec. 10 at Los Angeles	2-0	29	1991-92 (1)			
Al Smith	Feb. 26 at Los Angeles	1-0	30	Tom Barrasso (2)	Dec. 5 at San Jose	8-0	39
Al Smith (2)	Mar. 8 at NY Rangers	0-0	33	1992-93 (5)			
Les Binkley (9)	Mar. 25 vs Minnesota	2-0	25	Tom Barrasso (3)	Nov. 3 vs NY Islanders	2-0	19
1970-71 (4)							
Les Binkley (10)	Oct. 17 vs Philadelphia	0-0	24	Tom Barrasso (4)	Nov. 21 vs New Jersey	2-0	29
Al Smith (3)	Dec. 8 vs Toronto	4-0	29	Tom Barrasso (5)	Dec. 23 at Philadelphia	4-0	20
Les Binkley (11)	Mar. 3 vs Montreal	4-0	33	Wregget/Barrasso	Feb. 8 vs Boston**	4-0	28
Al Smith (4)	Mar. 13 vs Minnesota	0-0	20	(Barrasso replaced Wregget at 55:18)			
1971-72 (1)							
Jim Rutherford	Feb. 17 at Buffalo	2-0	23	Tom Barrasso (6)	Feb. 10 at NY Rangers	3-0	30
** Game played in Atlanta							
1972-73 (5)							
Denise Herron	Oct. 17 at NY Islanders	5-0	24	1993-94 (3)			
Denise Herron (2)	Oct. 24 at Vancouver	4-0	23	Ken Wregget	Jan. 27 vs Quebec	3-0	38
Jim Rutherford (2)	Jan. 20 vs Boston	3-0	26	Tom Barrasso(7)	Feb. 13 at Philadelphia	3-0	22
Jim Rutherford (3)	Feb. 20 at NY Islanders	4-0	34	Tom Barrasso(8)	Apr. 11 at Ottawa	4-0	32
Jim Rutherford (4)	Feb. 24 vs Chicago	2-0	32	1994-95 (0)			
1973-74 (1)							
Andy Brown	Mar. 24 vs Detroit	8-0	23	1995-96 (5)			
1974-75 (2)							
Gary Inness	Nov. 17 vs Washington	6-0	26	Ken Wregget (2)	Nov. 1 vs Tampa Bay	10-0	27
Gary Inness (2)	Nov. 23 vs Los Angeles	0-0	30	Ken Wregget (3)	Nov. 18 vs Washington	3-0	32
1975-76 (2)							
Michel Plasse	Mar. 6 vs Minnesota	5-0	18	Ken Wregget (4)	Dec. 9 vs Hartford	6-0	35
Michel Plasse (2)	Mar. 28 vs Detroit	3-0	29	Tom Barrasso (9)	Jan. 17 at Buffalo	1-0	31
1976-77 (6)							
Dunc Wilson	Nov. 13 vs Philadelphia	1-0	25	Tom Barrasso (10)	Feb. 16 at Winnipeg	1-0	32
Dunc Wilson (2)	Nov. 21 vs Chicago	5-0	25	1996-97 (5)			
Dunc Wilson (3)	Jan. 19 at Vancouver	3-0	21	Ken Wregget (5)	Nov. 12 vs Buffalo	3-0	25
Dunc Wilson (4)	Jan. 27 at NY Rangers	3-0	30	Patrick Lalime	Dec. 13 at San Jose	4-0	20
Dunc Wilson (5)	Feb. 3 at Cleveland	0-0	22	Ken Wregget (6)	Dec. 19 at St. Louis	4-0	25
Denise Herron (3)	Mar. 6 vs Colorado	3-0	32	Patrick Lalime (2)	Dec. 28 vs Buffalo	2-0	21
1977-78 (0)							
1978-79 (2)							
Greg Millen	Dec. 3 vs St. Louis	3-0	33	Patrick Lalime (3)	Jan. 15 at Hartford	3-0	31
Greg Millen (2)	Jan. 16 vs Minnesota	5-0	25	1997-98 (7)			
1979-80 (3)							
Greg Millen (3)	Dec.19 at Chicago	0-0	29	Tom Barrasso (11)	Oct. 14 at NY Rangers	1-0	36
Rob Holland	Mar. 2 vs NY Islanders	0-0	24	Tom Barrasso (12)	Nov.15 at Toronto	5-0	20
Greg Millen (4)	Mar. 30 vs Washington	4-0	28	Tom Barrasso (13)	Nov. 20 at Ottawa	2-0	27
1980-81 (0)							
1981-82 (1)							
Gary Edwards	Mar. 21 at Colorado	6-0	28	Tom Barrasso (14)	Dec. 1 at Montreal	1-0	25
1982-83 (1)							
Denise Herron (4)	Dec. 4 vs Philadelphia	0-0	34	Tom Barrasso (15)	Dec. 10 at Anaheim	3-0	28
1983-84 (2)							
Denise Herron (5)	Oct. 14 at Washington	4-0	29	Tom Barrasso (16)	Jan. 20 vs Ottawa	0-0	35
Roberto Romano	Feb. 1 vs Minnesota	4-0	34	Tom Barrasso (17)	Mar. 22 at Dallas	0-0	28
1984-85 (2)							
Roberto Romano (2)	Dec. 28 vs Hartford	4-0	34	1998-99 (9)			
Denise Herron (6)	Mar. 16 vs NY Rangers	5-0	26	Peter Skudra	Oct. 26 at Toronto	2-0	27
TOTAL - 88 HOME - 50 ROAD - 38							
MOST ALL-TIME: Tom Barrasso (21)							
MOST ONE YEAR:(Goalie)- Tom Barrasso (7) in 1997-98							
MOST ONE YEAR: (Team) - 9 in 1998-99							

OPPONENTS ALL-TIME SHUTOUTS

YR.NAME/NO.	DATE	LOCATION	SCORE	SV	YR.NAME/NO.	DATE	LOCATION	SCORE	SV
1967-68 (5)					1977-78 (2)				
Doug Favell, PHI	Oct. 17	at Philadelphia	1-0	17	B. Parent, PHI (10)	Oct. 28	at Philadelphia	11-0	20
Gary Smith, CAL	Dec. 27	at Pittsburgh	0-0	34	D. Bouchard, ATL	Jan. 18	at Atlanta	1-0	25
Bruce Gamble, TOR	Jan. 13	at Toronto	7-0	33	1978-79 (4)				
Ed Giacomini, NYR	Mar. 17	at NY Rangers	3-0	20	D. Bouchard, ATL (2)	Nov. 3	at Atlanta	2-0	25
Cesare Maniago, MIN	Mar. 23	at Minnesota	3-0	31	M. Larocque, MTL	Feb. 22	at Montreal	12-0	25
1968-69 (8)					Mario Lessard, LA	Mar. 7	at Pittsburgh	4-0	26
Bernie Parent, PHI	Oct. 17	at Philadelphia	3-0	20	M. Palmateer, TOR	Mar. 11	at Toronto	4-0	39
Doug Favell, PHI (2)	Nov. 9	at Pittsburgh	3-0	37	1979-80 (6)				
G. Desjardins, LA	Jan. 18	at Los Angeles	4-0	30	T. Esposito, CHI (4)	Dec. 19	at Chicago	0-0	37
Bruce Gamble, TOR (2)	Jan. 25	at Pittsburgh	2-0	30	Pete Peeters, PHI	Feb. 2	at Pittsburgh	4-0	30
Glenn Hall, STL	Feb. 12	at St. Louis	2-0	19	Don Edwards, BUF	Feb. 7	at Buffalo	9-0	25
Lorne Worsley, MTL	Feb. 16	at Pittsburgh	4-0	36	Michel Dion, QUE	Feb. 24	at Quebec	2-0	33
Roy Edwards, DET	Feb. 20	at Detroit	3-0	26	Glenn Resch, NYI	Mar. 2	at Pittsburgh	0-0	22
Ed Johnston, BOS	Mar. 2	at Boston	4-0	19	Bill McKenzie, COL	Mar. 28	at Colorado	5-0	30
1969-70 (14)					1980-81 (1)				
G.Cheevers, BOS	Oct. 19	at Boston	4-0	26	Pete Peeters, PHI (2)	Jan. 21	at Pittsburgh	5-0	33
G. Desjardins, LA (2)	Oct. 22	at Los Angeles	2-0	25	1981-82 (1)				
Ernie Wakely, STL	Nov. 13	at St. Louis	4-0	25	Pat Riggins, CAL	Jan. 16	at Calgary	4-0	29
Jacques Plante, STL	Nov. 19	at Pittsburgh	4-0	18	1982-83 (3)				
Bruce Gamble, TOR (3)	Dec. 6	at Toronto	5-0	25	Billy Smith, NYI	Oct. 14	at NY Islanders	9-0	30
Bernie Parent, PHI (2)	Dec. 21	at Philadelphia	4-0	28	P. Lindberg, PHI	Dec. 4	at Pittsburgh	0-0	24
Tony Esposito, CHI	Dec. 27	at Pittsburgh	3-0	30	M. Mattson, MIN	Jan. 12	at Pittsburgh	7-0	40
Ernie Wakely, STL (2)	Jan. 3	at St. Louis	6-0	26	1983-84 (4)				
Tony Esposito, CHI (2)	Jan. 14	at Chicago	5-0	28	Al Jensen, WAS	Oct. 25	at Pittsburgh	1-0	26
Bruce Gamble, TOR (4)	Jan. 17	at Toronto	4-0	38	Mike Liut, STL	Dec. 13	at St. Louis	2-0	16
Terry Sawchuck, NYR	Feb. 1	at NY Rangers	6-0	29	T. Esposito, CHI (5)	Jan. 15	at Chicago	2-0	35
G. Cheevers, BOS (2)	Feb. 14	at Pittsburgh	3-0	35	Pat Riggins, WAS (2)	Mar. 24	at Washington	6-0	18
E. Giacomini, NYR (2)	Mar. 8	at NY Rangers	0-0	25	1984-85 (2)				
E. Giacomini, NYR (3)	Mar. 18	at Pittsburgh	2-0	30	Kelly Hrudey, NYI	Feb. 2	at Pittsburgh	4-0	26
1970-71 (7)					Bob Janecyk, LA	Mar. 5	at Los Angeles	6-0	21
B.Parent, PHI (3)	Oct. 17	at Pittsburgh	0-0	30	1985-86 (1)				
E. Wakely, STL (3)	Nov. 19	at Pittsburgh	1-0	20	K. Hrudey, NYI (2)	Jan. 9	at NY Islanders	9-0	27
C. Maniago, MIN (2)	Dec. 12	at Pittsburgh	1-0	35	1986-87 (2)				
T. Esposito, CHI (3)	Feb. 7	at Chicago	1-0	28	Darren Elliot, LA	Dec. 17	at Los Angeles	3-0	26
E. Giacomini, NYR (4)	Feb. 20	at Pittsburgh	1-0	37	Glen Hanlon, DET	Jan. 18	at Pittsburgh	1-0	36
E. Giacomini, NYR (5)	Feb. 27	at Pittsburgh	4-0	26	1987-88 (3)				
C. Maniago, MIN (3)	Mar. 13	at Pittsburgh	0-0	31	Allan Bester, TOR	Oct. 29	at Pittsburgh	8-0	26
1971-72 (6)					Kirk McLean, VAN	Feb. 17	at Vancouver	5-0	27
C. Maniago, MIN (4)	Oct. 28	at Minnesota	2-0	35	Sean Burke, NJD	Mar. 29	at New Jersey	4-0	25
Gary Smith, CHI (2)	Jan. 8	at Pittsburgh	4-0	24	1988-89 (1)				
E. Wakely, STL (4)	Jan. 22	at St. Louis	1-0	25	P. Peeters, WAS (3)	Jan. 2	at Washington	8-0	14
B. Gamble, PHI (5)	Jan. 30	at Philadelphia	4-0	33	1989-90 (0)				
C. Maniago, MIN(5)	Feb. 20	at Minnesota	2-0	40	1990-91 (0)				
B. Parent, TOR (4)	Feb. 23	at Toronto	2-0	34	1991-92 (3)				
1972-73 (3)					Don Beaupre, WAS	Oct. 29	at Pittsburgh	8-0	26
R. Crozier, BUF	Nov. 12	at Buffalo	1-0	18	C. Billington, NJD	Jan. 2	at New Jersey	4-0	16
Low/Plante, TOR	Dec. 29	at Pittsburgh	4-0	42	Bob Essensa, WIN	Jan. 28	at Pittsburgh	4-0	38
E. Giacomini, NYR (6)	Jan. 7	at NY Rangers	3-0	24	1992-93 (2)				
1973-74 (7)					T. Cheveldae, DET	Nov. 13	at Detroit	8-0	26
B. Parent, PHI (5)	Oct. 27	at Pittsburgh	6-0	23	John Blue, BOS	Jan. 14	at Boston	7-0	21
D. Wilson, TOR	Nov. 3	at Toronto	6-0	33	1993-94 (0)				
B. Parent, PHI (6)	Nov. 4	at Philadelphia	7-0	29	1994-95 (1)				
E. Giacomini, NYR (7)	Nov. 18	at NY Rangers	7-0	33	J. Vanbiesbrouck, FLA	Mar. 26	at Florida	2-0	24
D. Grant, DET	Dec. 15	at Pittsburgh	2-0	36	1995-96 (2)				
R. Vachon, LA	Jan. 16	at Pittsburgh	2-0	34	J. Thibault, MTL	Dec. 23	at Montreal	1-0	29
R. Vachon, LA (2)	Jan. 26	at Pittsburgh	2-0	25	Chris Osgood, DET	Feb. 3	at Detroit	3-0	23
1974-75 (6)					1996-97 (1)				
R. Vachon, LA (3)	Oct. 28	at Los Angeles	2-0	23	Mike Richter, NYR	Mar. 24	at NY Rangers	3-0	34
R. Vachon, LA (4)	Nov. 23	at Pittsburgh	0-0	32	1997-98 (6)				
B. Parent, PHI (7)	Dec. 22	at Philadelphia	4-0	24	Andy Moog, MTL	Oct. 8	at Pittsburgh	3-0	26
B. Parent, PHI (8)	Mar. 13	at Philadelphia	6-0	22	Martin Brodeur, NJ	Dec. 4	at Pittsburgh	4-0	28
R. Vachon, LA (5)	Mar. 22	at Los Angeles	4-0	31	Andy Moog, MTL(2)	Dec. 27	at Pittsburgh	1-0	19
Ken Dryden, MTL	Apr. 2	at Montreal	6-0	23	D. Rhodes, OTT	Jan. 20	at Pittsburgh	0-0	23
1975-76 (2)					Dominik Hasek, BUF	Mar. 15	at Buffalo	3-0	22
R. Vachon, LA (6)	Oct. 30	at Los Angeles	4-0	21	Ed Belfour, DAL	Mar. 22	at Dallas	0-0	20
G. Desjardins, BUF (3)	Jan. 11	at Buffalo	6-0	28	1998-99 (3)				
1976-77 (7)					Darren Puppa, TB	Oct. 21	at Tampa Bay	5-0	28
B. Parent, PHI (9)	Oct. 28	at Philadelphia	3-0	21	Byron Dafeo, Bos	Nov. 7	at Pittsburgh	0-0	26
G. Cheevers, BOS (3)	Nov. 24	at Pittsburgh	4-0	34	Jamie Storr, LA	Dec. 22	at Pittsburgh	3-0	25
W. Thomas, TOR	Jan. 11	at Pittsburgh	2-0	30	TOTAL - 113 HOME - 42 ROAD - 71				
G. Edwards, CLE	Feb. 3	at Cleveland	0-0	22	MOST SHUTOUTS AGAINST				
R. Vachon, LA (7)	Mar. 2	at Pittsburgh	5-0	26	Bernie Parent - 10				
W. Stevens, PHI	Mar. 14	at Philadelphia	4-0	22					
Gilles Gilbert, BOS	Mar. 27	at Boston	3-0	11					

YEAR	POWER PLAY		NHL		SHORT-HANDED		NHL	
	PPG/ADV	PCT.	RANK		PPGA/ADV	PCT.	RANK	
1967-68	37-273	13.6	11th		31-193	83.9	6th	
1968-69	50-303	16.5	7th		38-231	83.5	5th	
1969-70	53-315	16.8	9th		66-282	76.6	12th	
1970-71	56-318	17.6	9th		48-276	82.6	8th	
1971-72	46-286	16.1	11th		55-246	77.6	10th	
1972-73	52-301	17.3	9th		49-264	81.4	8th	
1973-74	47-27	6.17	11th		47-245	80.8	8th	
1974-75	64-323	19.8	9th		63-324	80.6	8th	
1975-76	75-307	24.4	6th		68-292	76.7	11th	
1976-77	46-263	17.5	14th		47-209	77.5	15th	
1977-78	53-261	20.3	11th		61-251	75.9	13th	
1978-79	56-261	21.5	12th		57-250	77.2	11th	
1979-80	52-262	19.9	14th		64-247	74.1	18th	
1980-81	92-400	23.0	11th		99-370	73.2	21st	
1981-82	99-404	24.5 *	7th		92-399	76.9	11th	
1982-83	81-360	22.5	9th		110-396	72.2	21st	
1983-84	70-340	20.6	16th		86-357	75.9	15th	
1984-85	62-363	17.1	21st		74-311	76.2	14th	
1985-86	93-425	21.9	12th		78-341	77.1	15th	
1986-87	74-374	19.5	14th		72-319	77.4	15th	
1987-88	110-500	22.0	6th		120-507	76.3	20th	
1988-89	119-491	24.2	3rd		111-482	77	16th	
1989-90	86-403	21.3	10th		94-372	74.7	20th	
1990-91	89-388	22.9	3rd		73-351	79.2	16th	
1991-92	92-427	21.5	4th		77-379	79.7	15th	
1992-93	105-440	23.9	2nd		72-429	83.2	4th	
1993-94	76-404	18.8	13th		72-401	82	10th	
1994-95	42-221	19.0	10th		46-229	79.9	23rd	
1995-96	109-420	26.0	1st		78-467	83.3	8th	
1996-97	74-338	21.9	2nd		64-338	81.1	23rd	
1997-98	67-407	16.5	11th		46-338	86.4 *	8th	
1998-99	65-363	17.9	7th		56-302	81.5	23rd	
TOTAL	2,292-11,217	20.5			2,214-10,398	78.6		

* Indicates Team High

ONE PLAYER**FASTEST TWO GOALS**

PITTSBURGH: 7 seconds by Wally Boyer, March 5, 1970 at Detroit vs. Roy Edwards in a 5-3 Detroit win.

8 seconds by Shawn McEachern, Oct. 22, 1992 vs. Detroit vs. Tim Cheveldae in a 9-6 Pittsburgh win.

9 seconds by Darryl Edestrand, March 12, 1972 at Boston vs. Gerry Cheevers in a 4-4 tie.

OPPONENT: 6 seconds by Sylvain Turgeon (Hartford), March 28, 1987 at Hartford vs. Pat Riggini in a 5-4 Hartford win.

FASTEST TWO ASSISTS

PITTSBURGH: 7 seconds by Ron Schock, March 5, 1970 at Detroit on goals by Wally Boyer in a 5-3 Detroit win.

OPPONENT: 6 seconds by Pete Mahovich (Montreal), April 2, 1975 at Montreal in a 6-0 Montreal win.

FASTEST THREE GOALS

PITTSBURGH: 4:17 by Lowell MacDonald, Nov. 13, 1973 vs. Minnesota vs. Cesare Maniago in a 5-2 Pittsburgh win.

OPPONENT: 1:18 by Derek King (NY Islanders), Oct. 15, 1991 vs. Tom Barrasso at NY Islanders in a 7-6 Pittsburgh overtime win.

FASTEST FOUR GOALS

PITTSBURGH: 14:54 by Mario Lemieux, Jan. 26, 1997 at Montreal vs. Jocelyn Thibault in a 5-2 Pittsburgh win.

OPPONENT: 34:40 by Stan Gilbertson (Washington), April 6, 1975 vs. Bob Johnson at Washington in an 8-4 Washington win.

TEAM**FASTEST TWO GOALS,**

BOTH TEAMS (NHL RECORD): 4 seconds by Wayne Bianchin (Pittsburgh) & Guy Chouinard (Atlanta), March 15, 1977 at Atlanta in a 7-3 Atlanta win.

5 seconds by Rick Martin (Buffalo) and Greg Polis (Pittsburgh), Jan. 3, 1974 at Buffalo in a 6-1 Buffalo win.

PITTSBURGH: 6 seconds by Paul Coffey and Troy Loney, Feb. 22, 1990 vs. NY Islanders in a 4-3 Pittsburgh overtime win.

6 seconds by Mark Recchi and John Cullen, Feb. 16, 1990 at Winnipeg in a 3-3 tie.

OPPONENT: 6 seconds by Guy Lafleur and Steve Shutt (Montreal), April 2, 1975 at Montreal in a 6-0 Montreal win.

6 seconds by Sylvain Turgeon (2) Hartford, March 28, 1987 at Hartford in a 5-4 Hartford win.

6 seconds by Rick Tocchet and Jeremy Roenick (Phoenix), Jan. 13, 1999 at Phoenix in a 5-3 Phoenix win.

FASTEST THREE GOALS,

BOTH TEAMS: :30 seconds by Mario Lemieux (2) (Pittsburgh) & Al Iafrate (Toronto), October 17, 1989 vs. Toronto in a 7-5 Pittsburgh win.

PITTSBURGH: 27 seconds by Al McDonough, Ken Schinkel and Ron Schock, Nov. 22, 1972 vs. St. Louis in a 10-4 Pittsburgh win.

OPPONENT: 21 seconds by Michel Pivonka & Steve Leach (2) (Washington), Nov. 25, 1990 at Washington in a 7-3 Washington win.

FASTEST FOUR GOALS,

BOTH TEAMS: 1:17 by Pierre Larouche (Pittsburgh), Guy Lafleur (2) (Montreal) & Pete Mahovlich (Montreal), Jan. 26, 1975 at Montreal in a 7-2 Montreal win.

PITTSBURGH: 1:39 by Alexei Kovalev, Jaromir Jagr, Stu Barnes & Kovalev on Dec. 12, 1998 at St. Louis in a 4-3 Pittsburgh win.

OPPONENT: 1:22 by Bobby Clarke, Ilkka Sinisalo, Reggie Leach & Ken Linseman (Philadelphia), Oct. 11, 1981 at Philadelphia in an 8-2 Philadelphia win.

FASTEST FIVE GOALS,

BOTH TEAMS: 3:34 by Paul Reinhart (Vancouver), Tony Tanti (Pittsburgh), Jyrki Lumme, (Vancouver), Bob Errey (Pittsburgh), and Greg Adams (Vancouver), March 11, 1990 at Vancouver in a 5-3 Vancouver win.

PITTSBURGH: 2:07 by Bryan Hextall, Jean Pronovost, Al McDonough, Ken Schinkel, & Ron Schock, Nov. 22, 1972 vs. St. Louis in a 10-4 Pittsburgh win.

OPPONENT: 2:37 by Duane Sutter, Bryan Trottier (2), John Tonelli & Duane Sutter (NY Islanders), Jan. 26, 1982 at NY Islanders in a 9-2 NY Islanders win.

FASTEST GOAL, START OF GAME,

PITTSBURGH: 6 seconds by Jean Pronovost, March 25, 1976 at St. Louis in a 5-2 St. Louis win.

OPPONENT: 9 seconds by Ross Lonsberry (Philadelphia), Oct. 20 1977 at Philadelphia in an 11-0 Philadelphia win.

FASTEST GOAL START OF 2ND PERIOD,

PITTSBURGH: 7 seconds by Lowell Maconald, Feb. 10, 1973 at Boston in a 6-3 Boston win.

OPPONENT: 7 seconds by Joey Johnston (California), Oct. 20, 1973 at Pittsburgh in a 5-3 Pittsburgh win.

7 seconds by Stan Gilbertson (Washington), Nov. 12, 1975 at Washington in a 6-6 tie.

FASTEST GOAL START OF 3RD PERIOD,

PITTSBURGH: 12 seconds by Greg Polis, April 1, 1972 at Philadelphia in a 4-4 tie.

OPPONENT: 13 seconds by Jannie Ojanen (New Jersey), Oct. 24, 1992 at New Jersey in a 4-3 Pittsburgh win.

EARLIEST WINNING GOAL,

PITTSBURGH: 32 seconds by Martin Straka, March 13, 1999 vs. Philadelphia in a 4-0 Pittsburgh win.

OPPONENT: 9 seconds by Ross Lonsberry (Philadelphia), Oct. 9, 1983 in an 11-0 Philadelphia win.

FASTEST TWO GOALS FROM START OF GAME,

PITTSBURGH: 29 seconds by George Ferguson & Greg Malone, Dec. 6, 1980 vs. Chicago in a 6-4 Pittsburgh win.

OPPONENT: 40 seconds by Tim Kerr & Bill Barber (Philadelphia), Oct. 9, 1983 at Philadelphia in 7-1 Philadelphia win.

FASTEST OVERTIME GOAL,

PITTSBURGH: 13 seconds by Kevin Stevens, March 21, 1991 vs. NY Rangers in a 5-4 Pittsburgh win.

24 seconds by Charlie Simmer, Jan. 23, 1988 at Montreal in a 4-3 Pittsburgh win.

OPPONENT: 8 seconds by Tony Amonte (NY Rangers), Feb. 21, 1994 at NY Rangers in a 4-3 NY Rangers win.

35 seconds by Dave Andreychuk (Buffalo), Feb. 8, 1984 at Pittsburgh in a 6-5 Buffalo win.

RD.	OV	NAME	POS.	TEAM
1967				
1	2nd	Steve Rexe	C	Belleville
2	11th	Bob Smith	C	Sault Ste. Marie
1968				
1	4th	Gary Swain	LW	Niagra Falls
2	14th	Ron Snell	RW	Regina
3	21st	Dave Simpson	D	Westport
1969				
1	Traded to Boston for Jean Pronovost			
2	15th	Rick Kessel	C	Oshawa
3	26th	Michel Briere	C	Shawinigan
4	38th	Yvon Labre	D	Toronto
5	50th	Rusty Patenaude	RW	Calgary
6	62nd	Paul Hoganson	G	Toronto
1970				
1	7th	Greg Polis	LW	Estevan
2	21st	John Stewart	LW	Flin Flon
3	35th	Larry Bignell	D	Edmonton
4	40th	Connie Forey	LW	Ottawa
5	63rd	Steve Cardwell	LW	Oshawa
6	77th	Bob Fithcener	C	Brandon
7	90th	Jim Pearson	D	St. Catherines
8	112th	Cam Newton	G	Kitchener
9	120th	Ron Lemieux	RW	Dauphin
1971				
1	4th	Traded to St. Louis for Ron Schock		
2	18th	Brian McKenzie	C	St. Catherines
3	32nd	Joe Norris	D	Toronto
4	46th	Gerry Methe	D	Oshawa
5	60th	Dave Murphy	G	North Dakota
6	74th	Ian Williams	RW	Notre Dame
7	88th	Doug Elliot	D	Harvard
1972				
1	4th	Traded to Minnesota for Bob Woytowich		
2	18th	Jack Lynch	D	Oshawa
2	30th	Bernie Lukowich	LW	New Westminster
1973				
3	40th	Denis Herron	G	Trois Rivieres
4	56th	Ron Lalonde	C	Peterborough
5	72nd	Brian Walker	C	Calgary
6	88th	Jeff Ablett	LW	Medicine Hat
7	104th	D'Arcy Keating	D	Notre Dame
8	120th	Yves Bergeron	LW	Shawinigan
9	136th	Jay Babcock	LW	London
9	149th	Don Atchison	G	Saskatoon
1974				
1	7th	Blaine Stoughton	RW	Flin Flon
2	23rd	Wayne Bianchin	LW	Flin Flon
2	27th	Colin Campbell	D	Peterborough
1975				
3	39th	Traded to Detroit for Andy Brown		
4	55th	Dennis Owchar	D	Toronto
5	71st	Guido Tenesi	D	Oshawa
6	87th	Don Seiling	LW	Oshawa
7	103rd	Terry Ewasziuk	LW	Victoria
8	119th	Fred Comrie	C	Edmonton
9	134th	Gord Lane	D	New Westminster
10	150th	Randy Aimee	D	Medicine Hat
11	164th	Don McLeod	G	Saskatoon

RD.	OV	NAME	POS.	TEAM
1974				
1	8th	Pierre Larouche	C	Sorel
2	26th	Traded to St. Louis with Brian Watson and Greg Polis for Bob Kelly, Steve Durbano and Ab DeMarco		
2	27th	Jacques Cossette	RW	Sorel
1975				
3	44th	Traded to Detroit for Roy Edwards		
4	62nd	Mario Faubert	D	St. Louis Univ.
5	80th	Bruce Abehart	G	London
6	98th	William Schneider	LW	U. of Minnesota
7	116th	Robbie Laird	LW	Regina
8	133rd	Larry Finck	D	St. Catherines
9	150th	Jim Chicoyne	D	Brandon
10	166th	Rick Ulrich	RW	Regina
11	181st	Serge Gamelin	RW	Sorel
12	195th	Richard Perron	D	Quebec
13	206th	Richard Hindmarch	RW	Calgary Univ.
14	216th	William Davis	D	Colgate Univ.
15	233rd	J.D. Mathers	D	Northeastern Univ.
1976				
1	13th	Gordon Laxton	G	New Westminster
2	31st	Russ Anderson	D	U. of Minnesota
3	49th	Paul Baxter	D	Winnipeg
4	67th	Stu Yauger	LW	Michigan Tech
5	85th	Kim Clackson	D	Victoria
6	103rd	Peter Morris	LW	Victoria
7	121st	Mike Will	C	Edmonton
8	139th	Tapio Levo	D	Finland Nationals
9	155th	Bryan Shutt	LW	Bowling Green
10	170th	Frank Salive	G	Peterborough
11	185th	John Glynn	D	Vermont Univ.
12	196th	Lex Hudson	D	Denver Univ.
13	202nd	Dan Tsubouchi	RW	St. Louis Univ.
14	206th	Bronislav Stankovsky	LW	Forgo-Moorehead
15	217th	Kelly Secord	RW	New Westminster
1977				
1	2nd	Blair Chapman	RW	Saskatoon
1978				
1	11th	Traded to Kansas City with Steve Durbano & Chuck Arnason for Simon Nolet & Ed Gilbert		
2	19th	Greg Malone	C	Oshawa
3	47th	Morris Lukowich	LW	Medicine Hat
4	65th	Greg Redquist	G	Kingston
5	83rd	Brendan Lowe	D	Sherbrooke
6	101st	Vic Sirko	D	Oshawa
1977				
1	12th	Traded to Toronto for Rick Kehoe		
2	25th	Jim Hamilton	LW	London
3	48th	Kim Davis	LW	Flin Flon
4	66th	Mark Johnson	C	U. of Wisconsin
5	84th	Traded to Los Angeles for Mike Corrigan		
6	102nd	Greg Millen	G	Peterborough
1978				
1	12th	Traded to Philadelphia for Orest Kindrachuk, Ross Lonsberry & Tom Bladon		
2	25th	Mike Meeker	RW	Peterborough
3	42nd	Traded to Montreal for Don Awrey		
4	60th	Traded to NY Rangers for Dunc Wilson		
4	61st	Shane Pearsall	LW	Ottawa
1979				
5	75th	Rob Garner	C	Toronto

RD.	OV	NAME	POS.	TEAM
1979				
1	10th	Traded to Washington for Hartland Monahan		
2	31st	Paul Marshall	LW	Brantford
3	52nd	Bennett Wolf	D	Kitchener
4	73rd	Brian Cross	D	Brantford
5	94th	Nick Ricci	G	Niagara Falls
6	115th	Marc Chorney	D	North Dakota Univ.
1980				
1	9th	Mike Bullard	C	Brantford
2	30th	Traded to Chicago for Dale Tallon		
3	51st	Randy Boyd	D	Ottawa
4	72nd	Tony Feltrin	D	Victoria
5	93rd	Doug Shedden	RW	Sault Ste. Marie
6	114th	Pat Graham	LW	Niagara Falls
7	135th	Traded to Winnipeg for future considerations		
8	156th	Robert Geale	C	Portland
9	177th	Brian Lundberg	D	U. of Michigan
10	198th	Steve McKenzie	D	St. Albert
1981				
1	7th	Traded to Montreal for Rod Shutt		
2	28th	Steve Gatzos	RW	Sault Ste. Marie
3	49th	Tom Thornbury	D	Niagara Falls
4	70th	Norm Schmidt	D	Oshawa
5	91st	Traded to Washington for Gary Rissling		
6	109th	Paul Edwards	D	Oshawa
7	133rd	Geoff Wilson	RW	Winnipeg
8	154th	Mitch Lamoureux	C	Oshawa
9	175th	Dean DeFazio	LW	Brantford
10	196th	Dave Hannan	C	Brantford
1982				
1	10th	Rich Sutter	RW	Lethbridge
2	31st	Traded to Montreal with Denis Herron for Pat Hughes & Rob Holland		
2	38th	Tim Hrynewich (Choice acquired from Minnesota for Mark Johnson)	LW	Sudbury
3	52nd	Troy Loney	LW	Lethbridge
4	73rd	Traded to Toronto for Paul Harrison		
5	94th	Grant Sasser	C	Portland
6	115th	Traded to Toronto for Greg Hotham		
7	136th	Grant Couture	D	Lethbridge
8	157th	Peter Derksen	LW	Portland
9	178th	Greg Gravel	C	Windsor
10	199th	Stu Wenass	D	Winnipeg
11	220th	Chris McCauley	RW	London
12	241st	Stan Bautch	G	Hibbling, MN (HS)
1983				
1	1st	Traded to Minnesota with George Ferguson for Ron Meighan & Anders Hakansson		
1	15th	Bob Errey (Choice acquired from Minnesota with Ron Meighan & Anders)	LW	Peterborough
2	22nd	Todd Charlesworth	D	Oshawa
3	43rd	Traded to Montreal for Gilles Lupien		
3	58th	Mike Rowe (Choice acquired from Montreal for Gilles Lupien)	D	Toronto
4	63rd	Frank Pietrangolo	G	U. of Minnesota
5	83rd	Traded to Toronto with Paul Marshall & Kim Davis		
6	103rd	Pat Edmond	C	Hull Olympics
7	123rd	Paul Ames	D	Billerica, MA (HS)
8	143rd	Traded to Hartford with Russ Anderson for Rick MacLeish		

RD.	OV	NAME	POS.	TEAM
9	163rd	Marty Ketola	RW	Cloquet, MN (HS)
10	183rd	Alec Haidy	RW	Sault Ste. Marie
11	203rd	Garth Hildebrand	LW	Calgary
12	223rd	Dave Hoertz	D	Regina
1984				
1	1st	Mario Lemieux	C	Laval
1	9th	Doug Bodger (Acquired from Winnipeg with Moe Mantha for Randy Carlyle)	D	Kamloops
1	16th	Roger Belanger (Acquired from Philadelphia as part of Rich Sutter Trade)	RW	Kingston
2	22nd	Traded to Philadelphia in Rich Sutter Trade		
3	43rd	Traded to Philadelphia in Rich Sutter Trade		
3	58th	Traded to Vancouver for Keith McCarthy		
4	64th	Mark Teevans	RW	Peterborough
5	85th	Arto Javanainen	RW	Finland
6	106th	Traded to Edmonton with Kevin McClelland for Tom Roulston		
7	127th	Tom Ryan	D	N. Newton, MN (HS)
8	148th	Traded to St. Louis for Gary Edwards		
9	169th	Jon Del Col	LW	Toronto
10	189th	Steve Hurt	RW	Hill-Murray, MN (HS)
11	210th	Jim Steen	C	Moorhead, MN (HS)
12	250th	Mark Ziliotto	LW	Streetsville Jr. "B"
1985				
1	2nd	Craig Simpson	C	Michigan St.
2	23rd	Lee Giffin	RW	Oshawa
3	44th	Traded to Montreal for Denis Herron		
3	58th	Bruce Racine (Choice acquired from Hartford for Greg Malone)	G	Northeastern U.
4	65th	Traded to Boston for Randy Hillier		
5	86th	Steve Gotaas	C	Prince Albert
6	114th	Stuart Marston (Choice acquired from Los Angeles for Marc Churney)	D	Longville
7	128th	Steve Titus	G	Cornwall
8	149th	Paul Stanton	D	Catholic Mem., MA (HS)
9	170th	Jim Paek	D	Oshawa
10	191st	Steve Shaunessy	D	Reading, MA (HS)
11	212th	Doug Greschuck	D	St. Albert
12	233rd	Greg Choules	LW	Chicoutimi
1986				
1	4th	Zarley Zalapski	D	Team Canada
2	25th	Dave Capuano	C	Mt. St. Charles, RI (HS)
3	46th	Brad Aitken	LW	Sault Ste. Marie
4	67th	ROB BROWN	C	Kamloops
5	88th	Sandy Smith	C	Brainerd, MN (HS)
6	109th	Jeff Daniels	LW	Oshawa
7	130th	Doug Hobson	D	Prince Albert
8	151st	Steve Rohlik	LW	Hill-Murray, MN (HS)
9	172nd	Dave McLlwain	C	North Bay
10	193rd	Kelly Cain	C	London Knights
11	214th	Stan Drulia	RW	Belleville
12	235th	Rob Wilson	D	Sudbury
1987				
1	5th	Chris Joseph	D	Seattle
2	26th	Richard Tabaracci	G	Cornwall Royals
3	47th	Jamie Leach	RW	Hamilton
4	68th	Risto Kurkinen	LW	Jyppyt, Finland
5	89th	Jeff Weaver	D	Hamilton
6	110th	Shawn McEachern	C	Matigon, MA (HS)
7	131st	Jim Budden	C	Chatham Jr. "B"
8	152nd	JIRI KOCERA	RW	Dulka Jihlava
9	173rd	Jack MacDougall	RW	New Prep, MA
10	194th	Daryn McBride	C	Denver Univ.
11	215th	Mark Carlston	LW	Philadelphia Jrs.
12	236th	Ake Liljebjorn	G	Brynas, Finland

RD.	OV	NAME	POS.	TEAM	RD.	OV	NAME	POS.	TEAM
1988					1992				
1	4th	Darrin Shannon	LW	Windsor	1	16th	MARTIN STRAKA	C	Skoda Plzen, Czech Rep.
2	25th	Mark Major	LW	North Bay	2	43rd	Marc Hussey	D	Moose Jaw
3	46th	Traded to Montreal for Perry Ganchar			3	67th	Travis Thiessen	D	Moose Jaw
3	62nd	Daniel Gauthier (Choice acquired from Montreal in Perry Ganchar deal)	LW	Victoriaville	4	91st	Todd Klassen	D	Tri-City
4	67th	Mark Recchi	C	Kamloops	5	115th	Phillipe Derouville	G	College Francais
5	88th	Greg Andrusak	D	U. of Minnesota	6	139th	Artem Kopot	D	Traktor Chelyabinsk, CIS
6	109th	Traded to Los Angeles with Chris Kontos for Bryan Erickson			7	163rd	JAN ALINC	C	Litvinov, Czech
7	130th	Troy Mick	LW	Portland	8	187th	Fran Bussey	C	Duluth-East, MN (HS)
8	151st	Jeff Blaeser	LW	St. John's Prep, MA (HS)	9	211th	Brian Bonin	C	White Bear Lake, MN
9	172nd	Rob Gaudreau	RW	Bishop Hendrickson (HS)	11	235th	Brian Callahan	LW	Belmont Hill Prep, MA
10	193rd	Don Pancoe	LW	Hamilton	11		Traded to St. Louis for Gordie Roberts		
11	214th	Cory Laylin	LW	St. Cloud Appollo (HS)	1993				
12	235th	Darren Stolk	D	Lethbridge	1	26th	Stefan Bergkvist	D	Leksand, Sweden
1989					2	52nd	Domenic Pittis	C	Lethbridge
1	16th	Jamie Heward	RW	Regina	3	62nd	Dave Roche	LW	Peterborough
2	37th	Paul Laus	D	Niagra Falls	4	104th	JONAS ANDERSSON-JUNKKA	C	Kiruna
3	58th	John Brill	RW	Grand Rapids	5	130th	CHRIS KELLEHER	D	St. Sebastian's (HS)
4	79th	Todd Nelson	D	Prince Albert	6	156th	Patrick Lalime	G	Shawinigan
5	100th	Tom Nevers	C	Edina, MN (HS)	7	182nd	Sean Selmsler	LW	Red Deer
6	121st	Mike Markovich	D	U. of Colorado	8	208th	Larry McMorran	C	Seattle
6	126th	Mike Needham (Choice acquired from Calgary for Steve Guenetee)	RW	Kamloops	9	234th	Tim Harberts	C	Wayzata (HS)
7	142nd	Pat Schafhauser	D	Hill-Murray, MN (HS)	10	260th	Leonid Toropchenko	C	Springfield
8	163rd	Dave Schute	C	Victoria	11	286th	HANS JONSSON	D	MoDo
9	184th	Andrew Wolf	D	Victoria	1994				
10	205th	Greg Hagen	RW	Hill-Murray, MN (HS)	1	24th	Chris Wells	C	Seattle
11	235th	Scott Farrell	D	Spokane	2	50th	Richard Park	C	Belleville
12	247th	Jason Smart	C	Saskatoon	3	57th	SVEN BUTENSCHON (Acquired from Hartford in Frank Pietrangelo trade)	D	Brandon
1990					3	73rd	GREG CROZIER (Acquired from Boston in Paul Stanton trade)	LW	Lawrence Academy
1	5th	JAROMIR JAGR	RW	Kladno, Czech Rep.	3	76th	ALEXEI KRIVCHENKOV	D	CSKA
2	26th	Traded to Calgary for Joe Mullen			4	102nd	THOMAS O'CONNOR	D	Springfield
3	47th	Traded to Philadelphia for Wendell Young			5	128th	Clint Johnson	LW	Duluth-East, MN (HS)
3	61st	Joe Dziedzic (Acquired from Buffalo in Tom Barrasso trade)	LW	Edison, MN (HS)	6	154th	VALENTIN MOROZOV	C	CSKA
4	68th	Chris Tamer	D	U. of Michigan	7	161st	Serge Aubin (Acquired from Hartford in Frank Pietrangelo trade)	C	Granby
5	89th	Brian Farrell	C	Avon Old Farms, Prep	7	180th	Drew Palmer	D	Seattle
6	107th	IAN MORAN (Acquired from Vancouver in Rod Buskas trade)	D	Belmont Hill Prep, MA (HS)	8	206th	Boris Zelenko	LW	CSKA
6	110th	Denis Casey	G	Colorado College	9	232nd	JASON GOUBOUT	D	Hill-Murray, MN (HS)
7	130th	MIKA VALILA (Acquired from Philadelphia in Wendell Young trade)	C	Tappara, Finland	10	258th	Mikhail Kazakevich	C	Yaroslavl
7	131st	Ken Plaquin	D	Michigan Tech	11	294th	BRIAN LEITZA	G	Sioux City
7	145th	Pat Neaton (Acquired from Buffalo in Wayne Van Dorp trade)	D	U. of Michigan	1995				
8	152nd	Petteri Koskimaki	C	Boston University	1	24th	ALEXEI MOROZOV	RW	Krylja Sovetov
9	173rd	Ladislav Karabin	LW	Bratislava	2	50th	Traded to Los Angeles in Luc Robitaille trade		
10	194th	Timothy Fingerhut	LW	Canterbury Prep, NJ (HS)	3	76th	JEAN-SEBASTIAN AUBIN	G	Sherbrooke
11	215th	Michael Thompson	RW	Michigan State	4	102nd	Oleg Belov	C	CSKA
12	236th	Brian Bruininks	D	Colorado College	5	128th	JAN HRDINA	RW	Seattle
1991					6	154th	ALEXEI KOLKUNOV	C	Krylja Sovetov
1	16th	Markus Naslund	LW	MoDo, Sweden	7	180th	Derrick Pyke	RW	Halifax
2	38th	Rusty Fitzgerald	C	Duluth-East, MN (HS)	8	206th	SERGEI VORONOV	D	Dynamo Moscow
3	60th	Shene Peacock	D	Lethbridge	9	232nd	Frank Ivankovic	G	Oshawa
4	82nd	Joe Tamminen	C	Virginia, MN (HS)	1996				
5	104th	Robert Melanson	D	Hull Olympiques	1	23rd	CRAIG HILLIER	G	Ottawa
6	126th	Brian Clifford	C	Nichols Academy Prep	2	28th	PAVEL SKRBEK (Acquired from NJ Devils for 41st & 49th picks)	D	Kladno
7	140th	Ed Patterson	RW	Kamloops	2	41st	Traded to New Jersey for 28th pick		
8	178th	Peter McLaughlin	LW	Belmont Hill Prep, MA	2	49th	Traded to New Jersey for 28th pick		
9	192nd	Jeff Lembke	G	Omaha	3	72nd	Boyd Kane (Acquired from Boston in Glen Murray & Brian Smolinski trade)	LW/C	Regina
10	214th	Chris Tok	D	Greenway, MN (HS)	3	77th	BORIS PROTSENKO	RW	Calgary
11	236th	Paul Dyck	D	Moose Jaw	4	105th	MICHAL ROZSIVAL	D	Jihlava
12	258th	Pasi Huura	D	Ives, Finland	5	132nd	Traded to San Jose for Kevin Miller		

RD.	OV	NAME	POS.	TEAM
6	150th	Peter Bergman	C	Kamloops
6	159th	Traded to St. Louis for J. J. Daigneault		
7	170th	Traded to Edmonton for Tyler Wright		
7	186th	ERIC MELOCHE	RW	Cornwall
8	212th	Traded to Ottawa for Dave McLlwain		
9	238th	TIMO SEKKULA	C/LW	Junkkarit
1997				
1	17th	ROBERT DOME	C/RW	Las Vegas (IHL)
2	44th	BRIAN GAFFANEY	D	N. Iowa
3	71st	JOSEF MELICHAR	D	Budjovice
4	97th	ALEXANDRE MATHIEU	C	Halifax
5	124th	HARLAN PRATT	D	Prince Albert
6	152nd	PETR HAVELKA	LW	Sparta Praha
7	179th	MARK MOORE	D	Harvard
8	208th	ANDREW FERENCE	D	Portland
9	234th	ERIC LIND	D	Avon Old Farms
1998				
1	23rd	MILAN KRAFT	C	Plzen
2	54th	ALEXANDER ZEVAKHIN	LW	CSKA
3	80th	DAVID CAMERON	C	Prince Albert
4	110th	SCOTT MYERS	G	Prince George
5	134th	ROBERT SCUDERI	D	NY AppleCore
6	169th	JAN FADRNY	C	Slavia Jr.
7	196th	JOEL SCHERBAN	C	London
8	224th	MIKA LEHTO	G	Assat Jr.
9	244th	TOBY PETERSEN	C	Colorado
9	254th	MATT HUSSEY	C	Avon Old Farms

**1999
Entry Draft
Information
on Pages
82-83.**

TEAM RECORDS**Most Goals In One Game:**

Pittsburgh	12 - December 26, 1991 - in a 12-1 win vs. Toronto 12- March 15, 1975 - in a 12-1 win vs. Washington.
Opponent	11- November 25, 1992 - by NY Rangers in an 11-3 win at Pittsburgh.

Most Shots in Game:

Pittsburgh	65 - March 15, 1975 - in a 12-1 win vs. Washington.
Opponent	55 - October 23, 1976 - by Montreal in a 9-1 win at Pittsburgh.

Most Penalty Minutes in a Game:

Pittsburgh	144 - January 19, 1980 - in a 5-2 loss vs. Edmonton.
Opponent	123 - January 19, 1980 - by Edmonton in a 5-2 win at Pittsburgh.

Most Goals in a Period:

Pittsburgh	8 - December 17, 1991 - in a 10-2 win vs San Jose. (2nd period)
Opponent	6 - Six times - last time - November 25, 1992 by NY Rangers in an 11-3 win at Pittsburgh. (3rd Period)

INDIVIDUAL RECORDS**Most Goals in a game:**

Pittsburgh	5 - Mario Lemieux, March 26, 1996 in an 8-4 win vs. St. Louis. 5 - Mario Lemieux, December 31, 1988 in an 8-6 win vs. New Jersey.
Opponent	4 - Mike Ridley (Washington), October 11, 1988 - in an 8-7 loss at Pittsburgh. 4 - Wayne Gretzky (Edmonton), February 22, 1984 - in a 9-2 win at Pittsburgh. 4 - Denis Maruk (California), November 18, 1975 - in a 5-3 win at Pittsburgh.

Most Assists in a Game:

Pittsburgh	6 - Mario Lemieux, November 1, 1995 - in a 10-0 win vs. Tampa Bay. 6 - Mario Lemieux, October 15, 1988 - in a 9-2 win vs. St. Louis. 6 - Greg Malone, November 28, 1979 - in a 7-2 win vs. Quebec. 6 - Ron Stackhouse, March 8, 1975 - in a 8-2 win vs. Philadelphia.
Opponent	6 - Patrik Sundstrom (Vancouver), February 29, 1984 - in 9-5 win at Pittsburgh.

Most Points in a Game:

Pittsburgh	8 - Mario Lemieux, December 31, 1988 - in an 8-6 win vs. New Jersey. 8 - Mario Lemieux, October 15, 1988 - in a 9-2 win vs. St. Louis.
Opponent	7 - Patrik Sundstrom, (Vancouver), February 29, 1984 - in a 9-5 win at Pittsburgh.

Most Penalty Minutes in a Game:

Pittsburgh	51 - Russ Anderson, January 19, 1980 - in a 5-2 loss vs. Edmonton.
Opponent	34 - Dave Lumley (Edmonton), January 19, 1980 - in a 5-2 win at Pittsburgh.

Most Saves in a Game:


Pittsburgh	51 - Tom Barrasso, January 31, 1998 - in a 4-2 win vs. Detroit.
Opponent	53 - Wayne Thomas, (Montreal), March 10, 1974 - in a 5-4 win at Pittsburgh.

UNIFORM HISTORY

When the Pittsburgh Penguins made their NHL debut at the Civic Arena on October 11, 1967, the team wore the colors of dark blue, light blue and white. Both the home (white) and away (light blue) uniforms simply had "Pittsburgh" written diagonally down the front of the sweater with three dark blue stripes around the sleeves and bottom. The logo, although not on the sweater, had a hockey-playing penguin in a scarf over an inverted triangle, symbolizing the golden triangle of downtown Pittsburgh. The penguin and triangle were set inside a circle bearing the team name.




The following season (1968-69), the uniforms were changed so that the logo appeared on the game sweaters. The logo remained essentially the same, although the penguin was no longer wearing a scarf. The white home uniforms had a wide band of dark blue around each sleeve and the bottom, while the light blue away sweater had bands of white trimmed in dark blue.




The uniforms were changed again four years later (1972-73). The circle around the logo was removed, leaving only a penguin and triangle. Added to the uniforms were inserts of color on the shoulders.

On January 30, 1980, the Penguins wore the colors black and gold for the first time. With the Steelers winning the Super Bowl and the Pirates capturing the World Series title in the same year, the struggling Penguins hoped to gain fan support by aligning their colors with the other teams in the "City of Champions."

Boston protested the color change to the NHL, arguing that black and gold had always been exclusively associated with the Bruins. However, the Penguins prevailed by virtue of a precedent set by the Pittsburgh Hockey Club of the late 1920s, which wore black and gold. The Pens' new uniforms were the same design as the previous ones, with black replacing dark blue and gold replacing light blue. From the 1981-82 season through the 1984-85 season, the team alternated wearing gold sweaters with the white at home.



The black and gold uniforms remained unchanged until 1992-93, when the triangle and penguin logo was modernized. The white home sweaters featured the new logo on the front and gold shoulder inserts. The black away sweaters had the city's name diagonally down the front, much like the original uniforms, with the new logo on each shoulder.



During the 1995-96 season, the Penguins were one of five NHL teams to introduce a third jersey. The Penguins' new uniform, which made its debut on Jan. 27 vs. the Philadelphia Flyers, features a black background with a new, modernized logo design including innovative striping and a blend of team colors. The newest Penguins sweater replaced the black "Pittsburgh" away sweater in 1997-98, and now serves as the team's uniform on the road.

- June 5, 1967 - Pittsburgh Penguins franchise joins the National Hockey League
- October 11, 1967 - Penguins first NHL game is played at the Civic Arena vs Montreal. Penguins lose to Montreal, 2-1, with 9,307 fans on hand. Andy Bathgate scores the Penguins first goal.
- October 13, 1967 - Penguins record first victory as they defeat St. Louis, 3-1, on the road.
- February 3, 1968 - Penguins first sellout at Civic Arena vs. Toronto (12,563).
- March 22, 1968 - Donald Parsons heads a Michigan group which purchases 80% of the Penguins franchise.
- April 1, 1970 - Penguins defeat Philadelphia, 4-1, to clinch second place in the Western Division, putting them in the playoffs for the first time.
- April 8, 1970 - Penguins defeat Oakland, 2-1, in club's first playoff game.
- May 21, 1970 - Jack Riley, club's general manager for first three years, is promoted to president and coach Red Kelly is promoted to general manager/coach.
- April 13, 1971 - Michel Briere dies from injuries suffered in an auto accident on May 15, 1970.
- April 21, 1971 - Thayer Potter heads a Pittsburgh group which buys the team.
- January 29, 1972 - Red Kelly steps down as general manager but remains coach and Jack Riley regains general manager duties.
- January 30, 1973 - Greg Polis wins MVP honors at NHL All-Star Game in New York after scoring two goals.
- January 13, 1974 - Jack Button is named general manager of the Penguins.
- January 22, 1975 - Syl Apps named MVP in the NHL All-Star Game in Montreal after scoring two goals.
- February 22, 1975 - Penguins defeat St. Louis, 3-2, to establish a 20-game home unbeaten streak, which is still a club record.
- June 13, 1975 - Pittsburgh Penguins declare bankruptcy.
- July 11, 1975 - Albert Savill, Otto Frenzel and Wren Blair buy Penguins.
- July 29, 1975 - Marc Boileau rehired as coach.
- March 24, 1976 - Jean Pronovost becomes the first Penguin to score 50 goals in a season and Pierre Larouche becomes first Penguin to record 100 points in one season vs. Boston.
- December 3, 1976 - Aldege "Baz" Bastien named club's general manager.
- April 5, 1978 - Edward J. DeBartolo takes control of the club, having purchased one-third of the franchise the year before.
- January 3, 1980 - Penguins defeat New York Islanders, 4-3, to gain first place in the Norris Division for the first time in club history.
- January 30, 1980 - Black and gold uniform worn for the first time vs. St. Louis.
- December 13, 1980 - Paul Gardner becomes first Penguins player to score four goals in one game in a 6-5 loss to Philadelphia.
- June 3, 1981 - Randy Carlyle named to NHL First All-Star Team.
- June 4, 1981 - Randy Carlyle wins the Norris Trophy as the league's best defenseman and Rick Kehoe wins the Lady Byng Trophy as the player who combines sportsmanship with a high standard of play.
- July 1, 1981 - Edward J. DeBartolo takes over the Civic Arena.
- February 21, 1982 - Penguins defeat the New York Islanders, 4-3, to break their then NHL Record 15-game winning streak.
- March 15, 1983 - General Manager Baz Bastien dies as a result of an auto accident.
- May 27, 1983 - Ed Johnston is promoted to general manager.
- June 9, 1984 - Penguins draft Mario Lemieux, Doug Bodger and Roger Belanger in the first round of Entry Draft, marking the only time in club history that Pittsburgh selected more than one player in the first round. It is also the only time the Penguins have chosen first overall.
- June 19, 1984 - Mario Lemieux signs a contract with the Penguins.
- February 12, 1985 - Mario Lemieux is named MVP in the NHL All-Star Game in Calgary after scoring two goals and one assist.
- April 7, 1985 - Mario Lemieux scores his 100th point to become the third rookie in NHL history to score 100 or more points in a season.
- June 12, 1985 - Mario Lemieux wins the Calder Memorial Trophy as the NHL's top rookie.
- May 26, 1986 - Mario Lemieux wins the Lester B. Pearson Award presented by the Players' Association to the Outstanding Player in the NHL.
- October 22, 1986 - Penguins defeat Buffalo, 5-4, in OT to extend their club record beginning of the season winning streak to seven games.
- February 9, 1988 - Mario Lemieux is named MVP in NHL All-Star Game in St. Louis after scoring three goals, including the game winner in OT, and three assists.
- April 14, 1988 - Tony Esposito is hired by Penguins and assumes duties of vice-president and general manager.
- June 8, 1988 - Mario Lemieux wins the Art Ross Trophy as the NHL's leading scorer and Hart Memorial Trophy as the league's MVP, becoming the first Penguin to win either award.
- June 15, 1988 - Mario Lemieux wins the Lester B. Pearson Award for the second time in his career.
- December 31, 1988 - Mario Lemieux becomes the first player in NHL history to score a goal five ways in one game: at even strength, on the power-play, short-handed, on a penalty shot and into an empty net.
- April 25, 1989 - Mario Lemieux ties two NHL playoff records with five goals and eight points in one playoff game vs Philadelphia in the Penguins 10-7 win.
- June 7, 1989 - Mario Lemieux wins his second consecutive Art Ross Trophy as the league's top scorer with 199 points.
- December 5, 1989 - Craig Patrick is named general manager/head coach replacing Tony Esposito and Gene Ubriaco.
- January 21, 1990 - Pittsburgh's Civic Arena plays host to the NHL All-Star Game for the first time and Penguins center Mario Lemieux wins the MVP award. Lemieux scores four goals on his way to his third All-Star MVP award.
- February 14, 1990 - Mario Lemieux's 46-game point scoring streak is halted at the New York Rangers as he leaves the game midway in the second period with a back injury. Lemieux would miss

- the next 21 games before returning for the final game of the year.
- June 12, 1990 - Bob Johnson is hired as the head coach and Scotty Bowman is named director of development and recruitment.
- December 22, 1990 - Paul Coffey records his 1,000th career NHL point at New York against the Islanders.
- March 26, 1991 - Penguins win their first division title, capturing the Patrick Division crown with a 7-4 win at Detroit.
- April 25, 1991 - With a 4-1 win vs. Washington, the Penguins win their first Patrick Division Playoff Championship.
- May 11, 1991 - The Penguins earn the right to play for their first Stanley Cup Championship, beating the Boston Bruins to capture their first Wales Conference Championship.
- May 25, 1991 - With an 8-0 victory over the Minnesota North Stars, the Penguins become Stanley Cup Champions for the first time in their 24-year history.
- June 24, 1991 - The Penguins visit the White House and meet President George Bush, becoming the first NHL team invited to the White House.
- August 29, 1991 - Penguins Head Coach Bob Johnson is diagnosed with brain tumors, and has emergency surgery that night.
- October 1, 1991 - Scott Bowman is named interim head coach.
- October 19, 1991 - Stanley Cup Championship Banners are raised to the Civic Arena in a pre-game ceremony.
- October 26, 1991 - In a game against the New York Islanders, Paul Coffey records his 1,053rd career point to become the NHL's All-Time leading scorer among defensemen, passing Denis Potvin.
- November 19, 1991 - The National Hockey League confirms Howard Baldwin, Morris Belzberg and Thomas Ruta as new Penguins ownership.
- November 26, 1991 - Bob Johnson passes away at his home in Colorado Springs, CO at the age of 60.
- January 18, 1992 - Pittsburgh has a record five players in the NHL All-Star Game at Philadelphia. Mario Lemieux, Kevin Stevens, Jaromir Jagr and Paul Coffey are named to the starting Wales Conference lineup while Bryan Trottier is added to the team in the veterans category.
- January 30, 1992 - Craig Patrick is signed to a five-year contract as general manager and executive vice-president.
- March 24, 1992 - Mario Lemieux records his 1,000th career NHL point at Detroit in only his 513th career game, becoming the second fastest player to record 1,000 points in NHL history.
- April 1, 1992 - NHL players go on strike.
- April 10, 1992 - NHL players' strike ends.
- April 12, 1992 - NHL games resume after the conclusion of the players' strike.
- May 13, 1992 - Penguins defeat the New York Rangers in six games to capture the Patrick Division Playoff Title.
- May 23, 1992 - Penguins defeat the Boston Bruins in four games to win the Wales Conference Championship for the second consecutive season.
- June 1, 1992 - Penguins defeat the Chicago Blackhawks in four games to win back-to-back Stanley Cup Championships.
- June 12, 1992 - Penguins unveil new team logo at a press conference.
- June 23, 1992 - Bob Johnson, Rick Kehoe and Jean Pronovost are named charter members of the Penguins Hall of Fame.
- October 5, 1992 - Mario Lemieux signs a multi-year contract.
- October 8, 1992 - Stanley Cup Banners are raised in a pre-game ceremony at the Civic Arena.
- October 22, 1992 - Formal inductions of the Charter members of the Penguins Hall of Fame are held in a pre-game ceremony.
- January 12, 1993 - The Penguins announce that Mario Lemieux has been diagnosed with Hodgkin's disease.
- March 2, 1993 - Mario Lemieux returns to the Penguins lineup in Philadelphia after missing the previous 23 games.
- March 28, 1993 - The Penguins win their second Patrick Division Title with a 4-1 victory at Washington.
- April 3, 1993 - Penguins win their first President's Trophy as the NHL's best team with a 5-3 win at Quebec.
- April 9, 1993 - Penguins set an NHL record for the longest winning streak in NHL history, with their 16th consecutive win, a 10-4 victory at the New York Rangers. The Penguins extend the record to 17 games with a 4-2 win vs. the Rangers on April 10.
- June 15, 1993 - Jack Kelley named Penguins president.
- June 17, 1993 - Mario Lemieux wins the Hart Memorial Trophy, the Art Ross Trophy, the Masterton Trophy and the Lester B. Pearson Award.
- June 17, 1993 - Mario Lemieux is named to the NHL First All-Star Team, while Tom Barrasso, Larry Murphy and Kevin Stevens are named to the NHL's Second All-Star Team.
- June 29, 1993 - The Penguins and the Russian Central Army Team announce a working agreement.
- October 28, 1993 - Ron Francis records his 1,000th career NHL point against Quebec.
- March 30, 1994 - Syl Apps is named to the Penguins Hall of Fame.
- April 11, 1994 - The Penguins win their first Northeast Division Title, with a 4-0 win at Ottawa.
- August 29, 1994 - Mario Lemieux announces that he will take a one year medical leave of absence.
- September 30, 1994 - The NHL announces the postponement of the opening of the 1994-95 season.
- January 11, 1995 - The NHL and the NHL Players' Association reach an agreement on a collective bargaining agreement.
- January 20, 1995 - The 1994-95 season begins.
- February 4, 1995 - The Penguins defeat Tampa Bay, 6-3, to tie a club record with their seventh consecutive victory from the start of the season.
- February 7, 1995 - Joe Mullen records his 1,000th career point against the Florida Panthers, to become the first American-born player to record 1,000 or more points.
- February 16, 1995 - The Penguins defeat the Hartford Whalers, 5-2, to extend their club record start of the season unbeaten streak to 13 games (12-0-1).
- April 5, 1995 - Syl Apps formally inducted into the

- Penguins Hall of Fame.
- May 3, 1995 - Jaromir Jagr records one assist against Florida, to win the 1994-95 NHL scoring title.
- May 3, 1995 - Ron Francis wins the NHL's plus/minus award with a plus 30 rating.
- May 20, 1995 - ICEOPLEX at Southpointe opens to the public.
- July 6, 1995 - Jaromir Jagr named to the NHL First All-Star Team and Larry Murphy selected to the NHL Second All-Star Team.
- Oct. 26, 1995 - Mario Lemieux scores his 500th career goal at the New York Islanders at 17:12 of the third period against Tommy Soderstrom.
- April 26, 1996 - Dave Burrows and Edward J. DeBartolo are named to the Penguins Hall of Fame.
- June 19, 1996 - Mario Lemieux wins his third Hart Trophy as the NHL's most valuable player and is also awarded the Lester B. Pearson Trophy for the third time.
- June 27, 1996 - Craig Patrick signs a new five-year contract as the team's executive vice president and general manager.
- June 27, 1996 - Elaine Heufelder is named to the Penguins Hall of Fame.
- November 30, 1996 - Mario Lemieux becomes the ninth player in NHL history to record 1,400 points and Ron Francis becomes the ninth player to reach 900 assists vs. the Boston Bruins.
- December 28, 1996 - Ron Francis records his 1,300th career point vs. the Buffalo Sabres.
- January 4, 1997 - Jaromir Jagr records his 600th career point.
- January 15, 1997 - Patrick Lalime seats the NHL record for best start by a rookie goaltender from the beginning of his career with a 3-0 win at Hartford. The win boosted his record to 13-0-2.
- January 21, 1997 - Patrick Lalime sets the Penguins record for longest unbeaten streak with a 4-2 win vs. Calgary, running his record to 14-0-2.
- January 26, 1997 - Mario Lemieux scores four goals in one period at Montreal, becoming the 11th player to accomplish the feat.
- February 4, 1997 - Mario Lemieux scores his 600th goal vs. the Vancouver Canucks, becoming just the seventh player to reach the mark.
- February 22, 1997 - Mario Lemieux moves past Stan Mikita for sixth place on the NHL scoring list.
- March 3, 1997 - Craig Patrick takes over head coaching duties and Eddie Johnston is named assistant general manager.
- March 14, 1997 - Joe Mullen scores his 500th career goal in a game against Colorado, becoming the first U.S.-born player to score 500.
- March 20, 1997 - Patrick Lalime records his 20th win of the season, becoming the first Penguin rookie goaltender to reach 20 wins since the 1967-68 campaign when Les Binkley recorded 20.
- March 29, 1997 - Ron Francis scores his 400th career goal vs. the Los Angeles Kings, making the Penguins the first team to have players record their 400th, 500th and 600th goals in the same season.
- April 3, 1997 - Mario Lemieux passes Bobby Hull for sixth place on the career goals list with his 611th vs. Hartford.
- April 26, 1997 - Mario Lemieux plays his last game, a 6-3 playoff loss in Philadelphia.
- May 8, 1997 - Roger Marino officially joins the Penguins ownership group.
- May 12, 1997 - In a formal ceremony, Mayor Tom Murphy renames Auditorium Place, the street encircling the Civic Arena, Mario Lemieux Place. The Civic Arena's address becomes 66 Mario Lemieux Place.
- June 12, 1997 - Kevin Constantine is introduced as the Penguins new head coach.
- October 19, 1998 - Tom Barrasso records his 300th career win in a 4-1 win at Florida, becoming the first American-born goaltender to record 300 wins.
- November 19, 1997 - Mario Lemieux's number 66 is retired and raised to the Civic Arena rafters in a pre-game ceremony before a standing room only crowd of 17,145.
- January 29, 1998 - Ron Francis records his 1,400th career point, becoming the 11th player to reach the mark.
- March 7, 1998 - Ken Wregget records his 200th NHL win in a 6-4 win vs. Philadelphia.
- March 21, 1998 - Ron Francis becomes the seventh player to record his 1,000th career assist, and the Penguins become the 10th NHL team to reach the 1,000 win plateau with a 4-3 win over the Philadelphia Flyers.
- March 29, 1998 - Ron Francis passes Bryan Trottier and moves into ninth place on the NHL all-time scoring list with his 1,426th career point.
- April 15, 1998 - Jaromir Jagr records his 300th career goal vs. Tampa Bay. The Penguins clinch their third Northeast Division Championship (fifth division championship overall) with a 5-1 win over the Lightning.
- April 19, 1998 - Jaromir Jagr collects his second NHL scoring title with 102 points (35+67).
- October 13, 1998 - The Penguins file for Chapter 11 bankruptcy protection.
- January 5, 1999 - Tom Barrasso passes Gump Worsley for 10th place on the all-time wins list with his 336th career victory.
- January 18, 1999 - Kevin Hatcher appears in his 1,000th career game in Anaheim.
- January 31, 1999 - Jaromir Jagr records his 800th career point with a goal vs. Montreal.
- February 21, 1999 - Tom Barrasso appears in his 700th career game at Philadelphia.
- March 5, 1999 - Jaromir Jagr records his 500th career assist vs. the Edmonton Oilers.
- April 17, 1999 - Jaromir Jagr captures his second consecutive Art Ross Trophy, recording 127 points. Jagr wins his third scoring championship overall.
- June 24, 1999 - Mario Lemieux's group is confirmed as the new ownership of the Penguins.
- June 24, 1999 - Jaromir Jagr becomes the second Penguins' player to capture the Hart Trophy as the National Hockey League's most valuable player. He also becomes the second to win the Lester B. Pearson Award.

PENGUINS BEST COME-FROM-BEHIND VICTORIES 1967-1999

- NOVEMBER 1, 1997** (Pittsburgh) — Vancouver led 6-3 in the second period, but the Penguins scored 4 unanswered goals, including Rob Brown's game winner at 3:52 of OT.
- DECEMBER 26, 1996** (Pittsburgh) — Montreal led 3-0 at the end of the first period. The Penguins scored three third period goals, including a Mario Lemieux goal at 14:35 to gain a 3-3 tie.
- DECEMBER 7, 1995** (Pittsburgh) — Montreal led 4-0 in the second period, but the Penguins score seven unanswered goals, two each by Mario Lemieux and Tomas Sandstrom to win 7-5.
- FEBRUARY 19, 1995** (Pittsburgh) — The Sabres built up a 3-0 lead after two periods. The Penguins scored three third period goals, including a Luc Robitaille goal at 19:39 to gain a 3-3 tie.
- DECEMBER 12, 1993** (Pittsburgh) — The Devils built up a 3-0 lead midway through the first period, but the Penguins answered with three goals, two by Kevin Stevens, to tie the game. Stevens completed the hat trick in the third period to lead the Penguins to a 6-5 victory.
- FEBRUARY 21, 1991** (Pittsburgh) — Toronto jumped off to a 3-0 lead early in the second period, but the Penguins struck back with six unanswered goals on the way to an 11-4 rout.
- OCTOBER 15, 1991** (NY Islanders) — The Penguins trailed the Islanders twenty seconds into the third period, 6-2, but came back with four goals, two by Mario Lemieux, to tie the game. Phil Bourque's goal at 2:30 of overtime gave the Penguins a 7-6 victory.
- FEBRUARY 22, 1990** (Pittsburgh) — The Penguins trailed the Islanders 3-0 after the first period but battled back to post a 4-3 victory on Randy Gilhen's goal at 4:26 of the third period.
- FEBRUARY 3, 1989** (Pittsburgh) — The Penguins trailed St. Louis 3-0 after two periods but scored three third period goals to gain the tie. Troy Loney scored the tying goal at 5:35 of the third period.
- MARCH 25, 1989** (Pittsburgh) — New Jersey built up a 3-0 lead after one period but Mario Lemieux's third goal of the game, with five seconds left in regulation, led the Penguins to a 5-4 win.
- DECEMBER 10, 1988** (Pittsburgh) — The Penguins trailed New Jersey 3-0 in the second period but came back with four goals to earn the tie. Mario Lemieux's second goal of the game was the tying one at 10:51 of the third.
- JANUARY 3, 1987** (Pittsburgh) — The Penguins trailed Montreal 3-0 after one period but scored six consecutive goals to earn the 6-4 victory. Randy Cunneynworth scored twice, including the game winner at 8:49 of the third period.
- MARCH 24, 1987** (Pittsburgh) — The Penguins trailed Philadelphia 3-0 midway through the game, but goals by Willy Lindstrom, Terry Ruskowski and Warren Young gained Pittsburgh a 3-3 tie.
- DECEMBER 20, 1987** (New York Rangers) — Pittsburgh trailed the Rangers 3-0 early in the first period but scored four first period goals of their own en route to an 8-4 rout.
- NOVEMBER 21, 1987** (Calgary) — Pittsburgh trailed Calgary 4-0 after two periods but rallied with four third period goals to earn the tie. Mario Lemieux scored the tying goal at 14:07 of the third period.
- NOVEMBER 25, 1987** (Pittsburgh) — The Penguins trailed Quebec 4-0 at the 12-minute mark of the second period but reeled off six consecutive goals for the win. Rob Brown scored the game-winner at 11:35 of the third period.
- NOVEMBER 28, 1987** (Pittsburgh) — Washington built up a 3-0 lead, but the Penguins battled back to go ahead 5-4 before the Capitals tied the game.
- FEBRUARY 24, 1986** (Pittsburgh) — The Penguins trailed Los Angeles 4-0 after one period but came back from behind to win 6-5 on Doug Shedden's goal at 3:54 of overtime. It was the first home overtime win in Penguin history.
- OCTOBER 9, 1986** (Pittsburgh) — Washington took a 3-0 lead early in the season opener but the Penguins rallied behind Randy Cunneynworth's hat trick to post a 5-4 victory.
- JANUARY 19, 1985** (Pittsburgh) — Chicago jumped out to a 4-0 lead after one period but the Penguins answered with five second period goals to register a 5-4 win. Troy Loney scored the game-winner at 17:57 of the second period.
- OCTOBER 23, 1985** (Toronto) — Pittsburgh trailed 4-1 in the second period but eventually posted a 5-4 victory. Jim McGeough scored at 18:28 of the third period for the win.
- NOVEMBER 4, 1982** (New Jersey) — The Penguins trailed New Jersey 3-0 but rallied for the 4-4 tie behind two goals from Rick Kehoe, including the tying goal at 11:54 of the third period.
- OCTOBER 7, 1981** (Chicago) — Pittsburgh trailed Chicago 4-1 late in the second period but rallied on goals by Pat Boutette, Mike Bullard, Rick Kehoe and Greg Malone to gain the 5-5 tie. Malone scored the game-tying goal at 19:39 of the final period.
- DECEMBER 3, 1980** (Toronto) — Pittsburgh trailed Toronto 3-0 at the 10:37 mark of the second period before rallying for the 4-4 tie behind Rick Kehoe's hat trick.
- JANUARY 12, 1978** (Philadelphia) — The Penguins trailed Philadelphia 3-0 after the first period but rallied for the 4-4 tie on Rick Kehoe's goal at 6:03 of the third period.
- DECEMBER 31, 1978** (Detroit) — The Penguins trailed Detroit 4-0 at the 15:11 mark of the second period, but goals from five different players, including Randy Carlyle's game-winner with seven seconds remaining, gave the Penguins a 5-4 victory.
- DECEMBER 26, 1977** (Toronto) — The Penguins trailed Toronto 3-0 midway through the first period, but two Jean Pronovost goals along with Blair Chapman's goal at 19:28 of the third period gave the Penguins a 5-4 win.
- FEBRUARY 28, 1976** (Pittsburgh) — The Penguins trailed Vancouver 4-1 at the 14:04 mark of the second period before reeling off four straight goals to win 5-4. Bob Kelly got the game-winner at 10:39 of the third period.
- OCTOBER 25, 1975** (Pittsburgh) — The Penguins fell behind Philadelphia 4-0 in the middle of the second period but rallied for the 4-4 tie on consecutive goals from Chuck Arnason, Bob Kelly, Colin Campbell and Pierre Larouche.
- DECEMBER 19, 1974** (Pittsburgh) — The Penguins trailed Kansas City 4-1 in the second period before scoring three consecutive goals to earn the tie. Pierre Larouche scored at 17:33 of the third period to tie the game.
- APRIL 1, 1973** (Pittsburgh) — The Penguins trailed Philadelphia 4-1 in the last game of the season before scoring four unanswered goals for the 5-4 win. Jean Pronovost scored the game-winner at 18:47 of the third period.
- MARCH 29, 1972** (Pittsburgh) — The Penguins trailed California 4-1 at the 14:34 mark of the second period before scoring four consecutive goals for the win. Jean Pronovost's goal at 14:48 of the third period was the game-winner.
- NOVEMBER 4, 1972** (Pittsburgh) — New York held a 4-1 advantage over the Penguins late in the first period before the Penguins rallied for five goals to post a 6-4 win. Bryan Hextall scored twice while Eddie Shack netted the game-winner.
- MARCH 7, 1971** (Pittsburgh) — The Penguins fell behind 3-0 to California after two periods of play but scored three times in the third period to force the deadlock. Wally Boyer scored the tying goal at the 7:39 mark.

HONORS & AWARDS 1967-1999

**PROFESSIONAL HOCKEY
HALL OF FAME INDUCTEES**

Red Kelly (1969)
Tim Horton (1977)
Andy Bathgate (1978)
Leo Boivin (1986)
William "Scotty" Bowman (1991)
Bob Johnson (1992)
Mario Lemieux (1997)
Bryan Trottier (1997)

US HOCKEY HALL OF FAME

Bob Paradise (1989)
Bob Johnson (1991)
Jack Kelley (1993)
Craig Patrick (1996)
Joe Mullen (1998)

ART ROSS TROPHY

Mario Lemieux (1988, 1989, 1992, 1993, 1996, 1997)
Jaromir Jagr (1995, 1998, 1999)

HART MEMORIAL TROPHY

Mario Lemieux (1988, 1993, 1996)
Jaromir Jagr (1999)

LADY BYNG TROPHY

Rick Kehoe (1981)
Ron Francis (1995, 1998)

CONN SMYTHE TROPHY

Mario Lemieux (1991, 1992)

CALDER MEMORIAL TROPHY

Mario Lemieux (1985)

JAMES NORRIS TROPHY

Randy Carlyle (1981)

FRANK SELKE TROPHY

Ron Francis (1995)

BILL MASTERTON TROPHY

Lowell MacDonald (1973)
Mario Lemieux (1993)

LESTER B. PEARSON AWARD

Mario Lemieux (1986, 1988, 1993, 1996)
Jaromir Jagr (1999)

**NATIONAL HOCKEY LEAGUE
SPONSORED AWARDS**

DODGE PERFORMER OF THE YEAR

Mario Lemieux (1988, 1989)

DODGE PERFORMANCE OF THE YEAR

Mario Lemieux (1988)

PRO SET NHL PLAYER OF THE YEAR

Mario Lemieux (1992)

NHL PLUS/MINUS LEADER

Mario Lemieux (1993)
Ron Francis (1995)

DODGE RAM TOUGH AWARD

Mario Lemieux (1989)

NATIONAL HOCKEY LEAGUE

FIRST TEAM ALL STAR

Randy Carlyle - D (1981)
Mario Lemieux - C (1988, 1989, 1993, 1996, 1997)
Paul Coffey - D (1989)
Kevin Stevens - LW (1992)
Jaromir Jagr - RW (1995, 1996, 1998, 1999)

NATIONAL HOCKEY LEAGUE

SECOND TEAM ALL STAR

Mario Lemieux - C (1986, 1987, 1992)
Paul Coffey - D (1990)
Kevin Stevens - LW (1991, 1993)
Tom Barrasso - G (1993)
Larry Murphy - D (1993, 1995)
Jaromir Jagr - RW (1997)

NATIONAL HOCKEY LEAGUE

ALL-ROOKIE TEAM

Mario Lemieux - C (1985)
Warren Young - LW (1985)
Zarley Zalapski - D (1989)
Jaromir Jagr - RW (1991)
Patrick Lalime - G (1997)

100 POINT CLUB

Pierre Larouche (1975-76)
Jean Pronovost (1975-76)
Mario Lemieux (1984-85, 1985-86, 1986-87, 1987-88, 1988-89, 1989-90, 1991-92, 1992-93, 1995-96, 1996-97)
Rob Brown (1988-89)
Paul Coffey (1988-89, 1989-90)
Mark Recchi (1990-91)
Kevin Stevens (1991-92, 1992-93)
Rick Tocchet (1992-93)
Ron Francis (1992-93, 1995-96)
Jaromir Jagr (1995-96, 1997-98, 1998-99)

PENGUINS BANNER YEARS

1990-91 Patrick Division Champions
1990-91 Patrick Division Playoff Champions
1990-91 Wales Conference Champions
1990-91 Stanley Cup Champions
1991-92 Patrick Division Playoff Champions
1991-92 Wales Conference Champions
1991-92 Stanley Cup Champions
1992-93 NHL Regular Season Champions
1992-93 Patrick Division Champions
1993-94 Northeast Division Champions
1995-96 Northeast Division Champions
1997-98 Northeast Division Champions

PENGUINS RETIRED NUMBERS

#21 - Michel Briere
#66 - Mario Lemieux

PENGUINS HALL OF FAME INDUCTEES

Jean Pronovost (1992)
Rick Kehoe (1992)
Bob Johnson (1992)
Syl Apps (1994)
Dave Burrows (1996)
Edward J. DeBartolo (1996)
Elaine Heufelder (1996)

PENGUINS IN THE NHL ALL-STAR GAME

SEASON	TEAM	SITE	PLAYER	G #MIN	A	PTS #GA
1998-99	World	Tampa Bay	Jaromir Jagr*	0	1	1
	World	Tampa Bay	Martin Straka	0	0	0
1997-98	World	Vancouver	Jaromir Jagr	1	0	1
1996-97	Eastern	San Jose	Mario Lemieux*	2	1	3
	Eastern	San Jose	Kevin Hatcher	0	0	0
	Eastern	San Jose	Jaromir Jagr*\$	—	—	—
1995-96	Eastern	Boston	Mario Lemieux*	0	2	2
	Eastern	Boston	Jaromir Jagr*	1	0	1
	Eastern	Boston	Ron Francis	0	1	1
1994-95	NO ALL-STAR GAME HELD					
1993-94	Eastern	New York (MSG)	Jaromir Jagr\$	—	—	—
	Eastern	New York (MSG)	Larry Murphy	0	0	0
	Eastern	New York (MSG)	Joe Mullen	1	1	2
1992-93	Wales	Montreal	Mario Lemieux*\$	—	—	—
	Wales	Montreal	Kevin Stevens*	1	2	3
	Wales	Montreal	Jaromir Jagr*	1	1	2
	Wales	Montreal	Rick Tocchet&	2	0	2
1991-92	Wales	Philadelphia	Mario Lemieux*	0	1	1
	Wales	Philadelphia	Paul Coffey*	0	0	0
	Wales	Philadelphia	Kevin Stevens*	1	0	1
	Wales	Philadelphia	Jaromir Jagr*	0	1	1
	Wales	Philadelphia	Bryan Trottier	1	0	1
1990-91	Wales	Chicago	Paul Coffey*	0	0	0
	Wales	Chicago	John Cullen	0	1	1
	Wales	Chicago	Mark Recchi	0	0	0
	Wales	Chicago	Kevin Stevens	1	0	1
1989-90	Wales	Pittsburgh	Paul Coffey	0	2	2
	Wales	Pittsburgh	Mario Lemieux* (MVP)	4	0	4
1988-89	Wales	Edmonton	Rob Brown	0	0	0
	Wales	Edmonton	Paul Coffey*	0	0	0
	Wales	Edmonton	Mario Lemieux*	1	1	2
1987-88	Wales	St. Louis	Paul Coffey*	0	0	0
	Wales	St. Louis	Mario Lemieux* (MVP)	3	3	6
1986-87	NHL ALL-STARS	Quebec	Mario Lemieux* (2 Games)	0	3	3
1985-86	Wales	Hartford	Mario Lemieux*	0	0	0
1984-85	Wales	Calgary	Mario Lemieux* (MVP)	2	1	3
1983-84	Wales	New Jersey	Mike Bullard	0	0	0
1982-83	Wales	Long Island	Rick Kehoe	0	0	0
1981-82	Wales	Washington	Randy Carlyle	0	1	1
	Wales	Washington	Michele Dion #	30	0	2
1980-81	Wales	Los Angeles	Randy Carlyle	0	0	0
	Wales	Los Angeles	Rick Kehoe	0	1	1
1979-80	Wales	Detroit	Ron Stackhouse	1	0	1
1978-79	NHL ALL-STARS	New York (MSG)	NO PENGUINS SELECTED			
1977-78	Wales	Buffalo	Jean Pronovost	0	0	0
1976-77	Wales	Vancouver	Jean Pronovost	0	0	0
1975-76	Wales	Philadelphia	Dave Burrows	0	0	0
	Wales	Philadelphia	Pierre Larouche	0	0	0
	Wales	Philadelphia	Jean Pronovost	0	0	0
1974-75	Wales	Montreal	Syl Apps (MVP)	2	0	2
	Wales	Montreal	Jean Pronovost	0	0	0
1973-74	Western	Chicago	Dave Burrows	0	0	0
	Western	Chicago	Lowell MacDonald	1	1	2
	Western	Chicago	Al McDonough	1	0	1
1972-73	Western	New York (MSG)	Lowell MacDonald	0	1	1
	Western	New York (MSG)	Greg Polis (MVP)	2	0	2
1971-72	Western	Bloomington	Greg Polis	0	0	0
1970-71	Western	Boston	Greg Polis	0	0	0
1969-70	Western	St. Louis	Dean Prentice	1	0	1
	Western	St. Louis	bob Woytowich	0	1	1
1968-69	Western	Montreal	Ken Schinkel	0	0	0
1967-68	NHL ALL-STARS	Toronto	Ken Schinkel	0	0	0

* Voted to the starting lineup (Fan Balloting began in the 1985-86 season)

\$ Voted to the starting lineup, but missed the game due to injury

& Named to replace Mario Lemieux

PENGUINS ALL-STAR FACTS

MOST APPEARANCES IN AN ALL-STAR GAME

Mario Lemieux (8)
Paul Coffey (5)
Jaromir Jagr (5)
Jean Pronovost (3)

MOST CAREER POINTS IN ALL-STAR GAMES

Mario Lemieux (11-9-20)
Jaromir Jagr (3-3-6)
Kevin Stevens (3-2-5)
Lowell MacDonald (1-2-3)

MOST PENGUINS IN ONE ALL-STAR GAME

5-1992
4-1993
4-1991

TEAM WITH MOST ALL-STAR GAME MVP'S

Pittsburgh-5
Toronto-4
NY Rangers-4
Montreal - 3

1967-68 SEASON HIGHLIGHTS

- Andy Bathgate scores the first franchise goal on Oct. 11 vs. Montreal.
- Pens record first victory on Oct. 13 at St. Louis, 3-1.
- Pens record first home victory Oct. 21 in a 4-2 win over Chicago to become the first expansion team to beat an established NHL team.
- Les Binkley records first Penguins shutout Nov. 4 at Oakland, 1-0.
- Ken Schinkel represents Penguins on NHL All-Star Team.
- Penguins win four games in a row March 26 to March 31.

MAJOR TRADES

- June 6, 1967 - Obtained Paul Andrea, Dunc McCallum and George Konik from New York Rangers for Larry Jeffrey.
- Feb. 27, 1968 - Obtained Wayne Hicks from Philadelphia for Art Stratton.

SCORING

PLAYERS	GP	G	A	PTS	PIM
Andy Bathgate	74	20	39	59	55
Ab McDonald	74	22	21	43	38
Art Stratton	70	16	25	41	20
Ken Schinkel	57	14	25	39	19
Earl Ingarfield	50	15	22	37	12
Val Fonteyne	69	6	28	34	0
Gene Ubriaco	65	18	15	33	16
Noel Price	70	6	27	33	48
Paul Andrea	65	11	21	32	2
Billy Dea	73	16	12	28	6
Keith McCreary	70	14	12	26	44
Leo Boivin	73	9	13	22	74
Wayne Hicks	47	6	14	20	8
Bob Dillabough	47	7	12	19	18
Bob Rivard	27	5	12	17	4
Bill Speer	68	3	13	16	44
George Konik	52	7	8	15	26
Al MacNeil	74	2	10	12	58
Dunc McCallum	32	0	2	2	36
Dick Mattiussi	32	0	2	2	18
Mel Pearson	2	0	1	1	0
Ted Lanyon	5	0	0	0	4
Hank Bassen	25	0	0	0	8
Les Binkley	54	0	0	0	0

GOALTENDING

PLAYERS	(W-L-T)	GP	MP	GA	SO	GAA
Les Binkley	(20-24-10)	54	3141	151	6	2.88
Hank Bassen	(7-10-3)	25	1299	62	1	2.86
TOTALS	(27-34-13)	74	4440	216	7	2.92

DATE	W-L-T	SCORE	OPPONENT
Oct. 11	L	1-2	MONTREAL
Oct. 13	W	3-1	St. Louis
Oct. 14	L	2-4	ST. LOUIS
Oct. 18	T	3-3	MINNESOTA
Oct. 19	L	0-1	Philadelphia
Oct. 21	W	4-2	CHICAGO
Oct. 22	L	4-6	New York
Oct. 25	W	4-1	OAKLAND
Oct. 28	L	3-5	LOS ANGELES
Oct. 29	L	2-4	Boston
Nov. 1	W	4-1	Minnesota
Nov. 4	W	1-0	Oakland
Nov. 8	T	1-1	PHILADELPHIA
Nov. 9	L	1-5	Detroit
Nov. 11	L	1-5	ST. LOUIS
Nov. 15	W	5-0	PHILADELPHIA
Nov. 18	W	5-3	St. Louis
Nov. 22	W	4-1	BOSTON
Nov. 24	L	3-5	Los Angeles
Nov. 25	T	2-2	Oakland
Nov. 29	W	6-1	OAKLAND
Dec. 2	L	1-4	NEW YORK
Dec. 3	L	1-6	Detroit
Dec. 6	L	2-7	Chicago
Dec. 9	W	3-2	Minnesota
Dec. 10	L	4-7	MINNESOTA
Dec. 13	W	2-1	Toronto
Dec. 16	T	1-1	CHICAGO
Dec. 17	L	1-2	Philadelphia
Dec. 21	L	1-4	Los Angeles
Dec. 23	W	4-0	MINNESOTA
Dec. 25	W	4-3	LOS ANGELES
Dec. 27	T	0-0	OAKLAND
Dec. 29	L	1-2	St. Louis
Dec. 30	L	2-5	DETROIT
Jan. 4	W	4-3	LOS ANGELES
Jan. 6	T	2-2	PHILADELPHIA
Jan. 7	L	1-3	Philadelphia
Jan. 10	L	3-4	MONTREAL
Jan. 12	W	4-3	TORONTO
Jan. 13	L	0-7	Toronto
Jan. 17	T	1-1	Oakland
Jan. 18	L	2-3	Los Angeles
Jan. 20	W	8-5	DETROIT
Jan. 21	L	3-4	Minnesota
Jan. 27	L	3-5	LOS ANGELES
Jan. 28	W	1-0	Boston
Jan. 31	L	4-9	St. Louis
Feb. 1	W	2-0	ST. LOUIS
Feb. 3	T	3-3	TORONTO
Feb. 7	W	4-1	Oakland
Feb. 8	L	1-3	Los Angeles
Feb. 10	T	2-2	NEW YORK
Feb. 14	W	6-3	MINNESOTA
Feb. 16	L	1-3	ST. LOUIS
Feb. 17	L	3-4	Montreal
Feb. 21	T	1-1	PHILADELPHIA
Feb. 24	L	1-3	OAKLAND
Feb. 25	W	2-1	Philadelphia
Feb. 27	L	3-5	BOSTON
Mar. 2	T	6-6	OAKLAND
Mar. 6	L	2-4	St. Louis
Mar. 7	T	2-2	Minnesota
Mar. 9	W	3-1	LOS ANGELES
Mar. 13	L	3-4	Chicago
Mar. 16	L	4-6	Montreal
Mar. 17	L	0-3	New York
Mar. 20	W	4-2	ST. LOUIS
Mar. 23	L	0-3	Minnesota
Mar. 24	T	4-4	MINNESOTA
Mar. 26	W	2-1	Los Angeles
Mar. 27	W	7-4	Oakland
Mar. 30	W	2-0	Philadelphia
Mar. 31	W	5-1	PHILADELPHIA

1968-69 SEASON HIGHLIGHTS

- Penguins record first win ever at Montreal on Jan. 2, 5-2.
- Ken Schinkel named to Western Division All-Star Team.
- Keith McCreary scores 25 goals to lead the Penguins.

MAJOR TRADES

- June 11, 1968 - Obtained Lou Angotti from St. Louis for Ab McDonald.
- Nov. 29, 1968 - Obtained Billy Harris from Oakland for Bob Dillabough.
- Jan. 24, 1969 - Obtained Duane Rupp from Minnesota for Leo Boivin.
- Jan. 30, 1969 - Obtained George Swarbrick, Bryan Watson and Tracy Pratt from Oakland for Earl Ingarfield, Dick Matussi and Gene Ubriaco.

SCORING

PLAYERS	GP	G	A	PTS	PIM
Ken Schinkel	76	18	34	52	18
Charlie Burnel	76	13	38	51	22
Keith McCreary	70	25	23	48	42
Earl Ingarfield	66	16	30	46	12
Jean Pronovost	76	16	25	41	41
Gene Ubriaco	75	19	18	37	28
Lou Angotti	71	17	20	37	36
Val Fonteyne	74	12	17	29	2
Wally Boyer	62	10	19	29	17
Bob Woytowich	71	9	20	29	62
Leo Boivin	69	6	19	25	42
Billy Harris	73	7	17	24	10
George Swarbrick	69	4	19	23	103
Noel Price	73	2	18	20	61
Bob Dillabough	62	7	12	19	6
Billy Dea	66	10	8	18	4
Dunc McCallum	62	5	13	18	81
Duane Rupp	59	5	11	16	32
Paul Andrea	25	7	6	13	2
Dick Matussi	36	1	11	12	30
Bryan Watson	68	2	7	9	132
Bill Speer	34	1	4	5	27
Tracy Pratt	18	0	5	5	34
Ron Snell	4	3	1	4	6
Doug Barrie	8	1	1	2	8
Gary Swain	9	1	1	2	0
John Arbour	17	0	2	2	35
Jean Guy Legace	17	0	1	1	14
Bill Lecaine	4	0	0	0	0
Joe Daley	29	0	0	0	2
Les Binkley	50	0	0	0	0
Marv Edwards	1	0	0	0	0

GOALTENDING

PLAYERS	(W-L-T)	GP	MP	GA	SO	GAA
Joe Daley	(10-13-3)	29	1615	87	2	3.23
Les Binkley	(10-31-8)	50	2885	158	0	3.29
Marv Edwards	(0-1-0)	1	60	3	0	3.00
TOTALS	(20-45-11)	76	4560	252	2	3.17

DATE	W-L-T	SCORE	OPPONENT
Oct. 12	T	1-1	MONTREAL
Oct. 16	T	2-2	Toronto
Oct. 17	L	0-3	Philadelphia
Oct. 19	L	1-5	BOSTON
Oct. 23	L	5-8	CHICAGO
Oct. 26	W	4-2	ST. LOUIS
Oct. 30	L	3-7	New York
Nov. 2	L	2-3	Los Angeles
Nov. 3	W	3-1	Oakland
Nov. 6	L	3-1	ST. LOUIS
Nov. 7	L	4-5	Montreal
Nov. 9	L	0-3	PHILADELPHIA
Nov. 13	L	5-6	Chicago
Nov. 14	L	4-6	CHICAGO
Nov. 16	L	1-2	NEW YORK
Nov. 20	L	2-5	Toronto
Nov. 21	W	3-1	OAKLAND
Nov. 23	T	2-2	LOS ANGELES
Nov. 27	T	3-3	TORONTO
Nov. 28	W	3-2	Chicago
Nov. 30	W	4-2	Los Angeles
Dec. 1	T	4-4	Oakland
Dec. 4	L	2-7	DETROIT
Dec. 7	T	1-1	St. Louis
Dec. 8	L	1-4	TORONTO
Dec. 11	W	4-2	Minnesota
Dec. 14	L	1-2	LOS ANGELES
Dec. 15	L	3-5	Boston
Dec. 17	L	2-8	Philadelphia
Dec. 21	L	1-3	MINNESOTA
Dec. 22	L	1-3	Chicago
Dec. 25	W	6-3	DETROIT
Dec. 26	L	2-3	St. Louis
Dec. 28	L	3-4	OAKLAND
Dec. 31	L	3-2	MONTREAL
Jan. 2	W	5-2	Montreal
Jan. 4	T	1-1	PHILADELPHIA
Jan. 5	L	1-2	Detroit
Jan. 9	W	7-2	MINNESOTA
Jan. 11	L	2-4	OAKLAND
Jan. 12	L	4-8	Boston
Jan. 15	W	3-1	Minnesota
Jan. 16	L	2-3	Detroit
Jan. 18	L	0-4	Los Angeles
Jan. 19	L	3-6	Oakland
Jan. 23	L	1-3	MINNESOTA
Jan. 25	L	0-2	TORONTO
Jan. 26	L	3-5	Philadelphia
Jan. 29	L	1-2	ST. LOUIS
Feb. 1	T	2-2	PHILADELPHIA
Feb. 2	L	3-7	New York
Feb. 5	W	3-2	NEW YORK
Feb. 8	L	2-4	LOS ANGELES
Feb. 9	L	1-3	Minnesota
Feb. 12	L	0-2	St. Louis
Feb. 15	T	4-4	OAKLAND
Feb. 16	L	0-4	MONTREAL
Feb. 19	W	3-1	BOSTON
Feb. 20	L	0-3	Detroit
Feb. 22	W	3-2	DETROIT
Feb. 27	W	4-3	CHICAGO
Mar. 1	T	3-3	Toronto
Mar. 2	L	0-4	Boston
Mar. 5	W	4-2	ST. LOUIS
Mar. 8	L	3-5	NEW YORK
Mar. 12	L	3-4	New York
Mar. 15	L	1-3	Los Angeles
Mar. 16	L	2-7	Oakland
Mar. 19	L	2-3	BOSTON
Mar. 20	L	3-5	Montreal
Mar. 22	W	2-1	St. Louis
Mar. 23	W	5-1	MINNESOTA
Mar. 25	W	3-1	Minnesota
Mar. 26	W	8-4	LOS ANGELES
Mar. 29	T	3-3	Philadelphia
Mar. 30	W	2-1	PHILADELPHIA

1969-70 SEASON HIGHLIGHTS

- Leonard "Red" Kelly is named Penguins coach on July 2.
- Bob Woytowich and Dean Prentice are named to Western Division All-Star Team.
- Dean Prentice leads Penguins in scoring with 26-25-51.
- Penguins make playoffs for the first time, sweeping Oakland, 4-0, in the Quarterfinals, before losing to St. Louis, 4-2, in the Semifinals.
- Red Kelly is named Hockey News "Coach of the Year."

MAJOR TRADES

- June 6, 1969 - Obtained Ron Schock and Craig Cameron from St. Louis for Lou Angotti and a first round choice in the 1971 Amateur Draft.
- Oct. 28, 1969 - Obtained Mike McMahon from Detroit for Billy Dea.

SCORING

Players	GP	G	A	PTS	PIM
Dean Prentice	75	26	25	51	14
Ken Schinkel	72	20	25	45	19
Michel Briere	76	12	32	44	20
Jean Pronovost	72	20	21	41	45
Bob Woytowich	68	8	25	33	49
Ryan Hextall	66	12	19	31	87
Ron Schock	76	8	21	29	40
Keith McCreary	60	18	8	26	67
Glen Sather	76	12	14	26	114
Val Fonteyne	68	11	15	26	2
Wally Boyer	72	11	12	23	34
Nick Harbaruk	74	5	17	22	56
Jim Morrison	59	5	15	20	40
Duane Rupp	64	2	14	16	18
Tracy Pratt	65	5	7	12	124
Bob Blackburn	60	4	7	11	51
Bryan Watson	61	1	9	10	189
Mike McMahon	12	1	3	4	19
Rick Kessell	8	1	2	3	2
Ron Snell	3	0	1	1	0
George Swarbrick	12	0	1	1	8
Les Binkley	27	0	0	0	0
Dunc McCallum	14	0	0	0	16
Al Smith	46	0	0	0	20
Bench					4

GOALTENDING

Players	(W-L-T)	GP	MP	GA	SO	GAA
Joe Daley	(1-5-3)	9	528	26	0	2.95
Al Smith	(15-20-8)	36	2555	129	2	3.03
Les Binkley	(10-13-1)	27	1477	79	3	3.21
TOTALS	(26-38-12)	76	4560	234	5	3.13

DATE	W-L-T	SCORE	OPPONENT
Oct. 11	T	2-2	OAKLAND
Oct. 16	T	3-3	PHILADELPHIA
Oct. 18	T	3-3	BOSTON
Oct. 19	L	0-4	Boston
Oct. 21	L	3-4	Oakland
Oct. 22	L	0-2	Los Angeles
Oct. 25	W	4-1	Minnesota
Oct. 29	L	1-3	NEW YORK
Nov. 1	W	6-3	MINNESOTA
Nov. 2	L	3-4	Detroit
Nov. 5	L	2-4	DETROIT
Nov. 8	L	1-4	CHICAGO
Nov. 12	W	3-1	Toronto
Nov. 13	L	0-4	St. Louis
Nov. 15	W	3-1	LOS ANGELES
Nov. 19	L	0-4	ST. LOUIS
Nov. 22	W	5-3	PHILADELPHIA
Nov. 23	L	2-3	Chicago
Nov. 26	T	4-4	Minnesota
Nov. 29	W	5-3	OAKLAND
Nov. 30	T	3-3	Philadelphia
Dec. 3	W	2-1	DETROIT
Dec. 6	L	0-5	Toronto
Dec. 7	W	3-2	TORONTO
Dec. 10	W	2-1	Los Angeles
Dec. 12	L	1-4	Oakland
Dec. 14	L	1-2	Boston
Dec. 17	L	2-5	MONTREAL
Dec. 20	L	4-6	BOSTON
Dec. 21	L	0-4	Philadelphia
Dec. 26	W	3-2	New York
Dec. 27	L	0-3	CHICAGO
Dec. 31	W	4-2	MONTREAL
Jan. 3	L	0-6	St. Louis
Jan. 4	T	4-4	TORONTO
Jan. 7	L	3-5	NEW YORK
Jan. 8	L	1-3	Montreal
Jan. 10	L	3-5	DETROIT
Jan. 14	L	0-5	Chicago
Jan. 17	L	0-4	Toronto
Jan. 18	W	6-4	Philadelphia
Jan. 21	T	3-3	OAKLAND
Jan. 24	W	4-2	LOS ANGELES
Jan. 25	L	1-3	Boston
Jan. 28	T	4-4	TORONTO
Jan. 31	W	2-1	ST. LOUIS
Feb. 1	L	0-6	New York
Feb. 4	W	7-5	Minnesota
Feb. 7	W	3-1	LOS ANGELES
Feb. 8	W	6-3	MINNESOTA
Feb. 11	L	1-7	Chicago
Feb. 14	L	0-3	BOSTON
Feb. 15	W	4-2	Detroit
Feb. 17	W	4-2	PHILADELPHIA
Feb. 19	W	6-1	Los Angeles
Feb. 21	L	3-6	Oakland
Feb. 25	L	2-3	Montreal
Feb. 26	W	1-1	LOS ANGELES
Feb. 28	W	3-2	OAKLAND
Mar. 4	W	2-1	MONTREAL
Mar. 5	L	3-5	Detroit
Mar. 7	T	2-2	ST. LOUIS
Mar. 8	T	0-0	New York
Mar. 11	T	2-2	Oakland
Mar. 12	L	1-4	Los Angeles
Mar. 14	L	3-6	Minnesota
Mar. 18	L	0-2	NEW YORK
Mar. 19	L	1-3	St. Louis
Mar. 21	L	3-5	CHICAGO
Mar. 22	L	4-5	Montreal
Mar. 25	W	2-1	MINNESOTA
Mar. 28	W	2-1	Philadelphia
Mar. 29	T	5-5	ST. LOUIS
Apr. 1	W	4-1	PHILADELPHIA
Apr. 4	L	1-3	St. Louis
Apr. 5	L	1-5	MINNESOTA

1970-71 SEASON HIGHLIGHTS

- Penguins suffer through an 18-game (0-11-7) road winless streak from Oct. 25 through Jan. 14
- Penguins reel off a seven-game home winning streak from Jan. 13 through Feb. 13
- Greg Polis is named to the Western Division All-Star Team
- Jean Pronovost scores five points (2+3) on March 24 vs. Detroit
- Penguins set a home record with 18 wins
- Twenty ties is also a Penguins record

MAJOR TRADES

- Jan. 26, 1971 - Obtained Syl Apps and Sheldon Kannegiesser from New York Rangers for Glen Sather
- Jan. 31, 1971 - Obtained Jean Guy Legace from Buffalo for Terry Bell

SCORING

Players	GP	G	A	PTS	PIM
Bryan Hextall	76	16	32	48	133
Jean Pronovost	78	21	24	45	35
Andy Bathgate	76	15	29	44	34
Wally Boyer	68	11	30	41	30
Ron Schock	71	14	26	40	20
Dean Prentice	69	21	17	38	18
Ken Schinkel	50	15	19	34	6
Keith McCreary	59	21	12	33	40
Greg Polis	61	18	15	33	40
Duane Rupp	59	5	28	33	34
Dunc McCallum	77	9	20	29	95
Bob Woytowich	78	4	22	26	30
Nick Harbaruk	73	13	12	25	108
Syl Apps	31	9	16	25	19
Rod Zaine	37	8	5	13	21
Val Fonteyne	70	4	9	13	0
Glen Sather	46	8	3	11	96
Jim Morrison	73	0	10	10	32
Bob Blackburn	64	4	5	9	54
Bryan Watson	43	2	6	8	119
John Stewart	15	2	1	3	9
Robin Burns	10	0	3	3	4
Yvon Labre	21	1	1	2	19
Rick Kessel	67	0	2	2	2
Shel. Kannegiesser	18	0	2	2	29
Steve Cardwell	5	0	1	1	15
Lowell MacDonald	10	0	1	1	0
Paul Hoganson	2	0	0	0	0
Cam Newton	5	0	0	0	4
Les Binkley	34	0	0	0	0
Al Smith	47	0	0	0	41
Bench					6

GOALTENDING

PLAYERS	(W-L-T)	GP	MP	GA	SO	GAA
Les Binkley	(11-11-10)	38	1870	89	2	2.85
Al Smith	(9-22-9)	45	2472	128	2	3.10
Cam Newton	(1-3-1)	5	281	16	0	3.41
Paul Hoganson	(0-1-0)	2	57	7	0	7.36
TOTALS	(21-37-20)	78	4680	240	4	3.07

DATE	W-L-T	SCORE	OPPONENT
Oct. 10	L	1-2	BUFFALO
Oct. 15	L	2-4	Minnesota
Oct. 17	T	0-0	PHILADELPHIA
Oct. 18	T	1-1	Buffalo
Oct. 21	L	2-4	Los Angeles
Oct. 23	W	3-1	California
Oct. 25	T	1-1	Vancouver
Oct. 28	W	3-5	LOS ANGELES
Oct. 31	L	2-5	CHICAGO
Nov. 1	L	2-3	Philadelphia
Nov. 4	W	3-8	VANCOUVER
Nov. 7	T	2-2	BOSTON
Nov. 8	T	3-3	Detroit
Nov. 10	L	1-5	LOS ANGELES
Nov. 11	T	3-3	New York
Nov. 14	W	6-1	CALIFORNIA
Nov. 19	L	0-1	ST. LOUIS
Nov. 21	W	6-1	DETROIT
Nov. 22	L	2-4	Boston
Nov. 24	T	4-4	Toronto
Nov. 25	T	4-4	BUFFALO
Nov. 28	L	1-5	Montreal
Nov. 29	L	2-6	New York
Dec. 2	T	3-3	MONTREAL
Dec. 5	W	3-1	VANCOUVER
Dec. 6	L	3-6	Boston
Dec. 8	W	4-1	TORONTO
Dec. 9	T	2-2	Minnesota
Dec. 11	L	2-3	St. Louis
Dec. 12	L	0-1	MINNESOTA
Dec. 16	L	2-4	TORONTO
Dec. 19	W	9-1	DETROIT
Dec. 20	L	1-2	Chicago
Dec. 23	L	1-6	New York
Dec. 25	L	4-8	Boston
Dec. 26	W	4-2	BOSTON
Dec. 30	T	3-3	Montreal
Dec. 31	W	4-1	MINNESOTA
Jan. 2	L	1-3	NEW YORK
Jan. 6	L	3-4	Philadelphia
Jan. 9	L	2-5	Toronto
Jan. 13	W	4-2	LOS ANGELES
Jan. 14	T	2-2	Detroit
Jan. 16	W	4-3	Vancouver
Jan. 20	W	4-2	California
Jan. 21	L	2-4	Los Angeles
Jan. 23	W	4-1	VANCOUVER
Jan. 27	W	3-1	TORONTO
Jan. 28	L	1-4	Chicago
Jan. 30	W	3-1	CHICAGO
Feb. 3	W	6-1	CALIFORNIA
Feb. 5	T	2-2	St. Louis
Feb. 7	L	0-1	Chicago
Feb. 9	L	1-4	Montreal
Feb. 10	W	5-3	PHILADELPHIA
Feb. 13	W	5-4	CHICAGO
Feb. 14	L	4-5	Minnesota
Feb. 17	L	3-4	Toronto
Feb. 18	T	6-6	Buffalo
Feb. 20	L	0-2	NEW YORK
Feb. 24	T	5-5	ST. LOUIS
Feb. 27	L	0-4	NEW YORK
Feb. 28	L	2-4	Detroit
Mar. 3	W	4-1	MONTREAL
Mar. 6	L	3-6	BOSTON
Mar. 7	T	3-3	CALIFORNIA
Mar. 10	T	2-2	PHILADELPHIA
Mar. 13	T	0-0	MINNESOTA
Mar. 14	L	1-5	MONTREAL
Mar. 17	L	2-5	California
Mar. 19	L	4-6	Vancouver
Mar. 20	L	4-8	Los Angeles
Mar. 24	W	9-2	DETROIT
Mar. 28	L	1-3	Philadelphia
Mar. 31	L	4-6	BUFFALO
Apr. 1	T	3-3	Buffalo
Apr. 3	L	3-4	St. Louis
Apr. 4	T	1-1	ST. LOUIS

1971-72 SEASON HIGHLIGHTS

- Thayer R. "Tad" Potter becomes General Partner and Chief Executive Officer of the Penguins
- Red Kelly relinquishes general manager duties. Jack Riley is then named general manager
- Jim Rutherford posts a seven-game unbeaten streak from March 14 through April 2
- Syl Apps leads the team in scoring with 15-44-59
- Jean Pronovost and Greg Polis each score a club record 30 goals
- Penguins qualify for the playoffs, but are swept by Chicago, 4-0

MAJOR TRADES

- June 8, 1971 - Claimed Rene Robert from Toronto in NHL Inter-League Draft
- Jan. 11, 1972 - Obtained Al McDonough from Los Angeles for Bob Woytowich
- March 4, 1972 - Obtained Eddie Shack from Buffalo for Rene Robert

SCORING

Players	GP	G	A	PTS	PIM
Syl Apps	72	15	44	59	78
Jean Pronovost	68	30	23	53	12
Greg Polis	76	30	19	49	22
Ron Schock	77	17	29	46	22
Ken Schinkel	74	15	30	45	8
Bryan Hextall	78	20	24	44	126
Darryl Edestrand	77	10	23	33	52
Bob Leiter	78	14	17	31	18
Nick Harbaruk	78	12	17	29	46
Duane Rupp	34	4	18	22	32
Bryan Watson	75	3	17	20	212
Val Fonteyne	68	6	13	19	0
Al McDonough	37	7	11	18	8
Rene Robert	49	7	11	18	42
Steve Cardwell	28	7	8	15	18
Eddie Shack	13	5	9	14	12
Dave Burrows	77	2	10	12	48
Tim Horton	44	2	9	11	40
John Stewart	25	2	8	10	23
Keith McCreary	33	4	4	8	22
Joe Norris	35	2	5	7	20
Shel. Kannegiess	54	2	4	6	47
Bob Woytowich	31	1	4	5	8
Bill Hicke	12	2	0	2	6
Brian McKenzie	6	1	1	2	4
Wally Boyer	1	0	1	1	0
Rick Kessell	3	0	1	1	0
Roy Edwards	15	0	1	1	0
Robin Burns	5	0	0	0	8
Les Binkley	31	0	0	0	2
Jim Rutherford	40	0	0	0	16
Bench					8

GOALTENDING

PLAYERS	(W-L-T)	GP	MP	GA	SO	GAA
Roy Edwards (2-8-4)		15	847	36	0	2.55
Jim Rutherford (17-15-5)		40	2160	116	1	3.22
Les Binkley (7-15-5)		31	1673	98	0	3.51
TOTAL (26-38-14)		78	4680	258	1	3.3

DATE	W-L-T	SCORE	OPPONENT
Oct 9	W	3-2	PHILADELPHIA
Oct 10	L	1-2	Buffalo
Oct 13	W	4-1	Los Angeles
Oct 16	W	2-1	Vancouver
Oct 17	W	4-2	California
Oct 20	W	8-1	LOS ANGELES
Oct 23	L	2-5	CHICAGO
Oct 24	T	1-1	New York
Oct 27	L	4-6	CALIFORNIA
Oct 28	L	0-2	Minnesota
Oct 30	T	1-1	NEW YORK
Oct 31	L	1-3	Detroit
Nov. 3	L	3-5	California
Nov. 5	L	2-4	Vancouver
Nov. 7	L	1-4	Chicago
Nov. 9	W	4-1	St. Louis
Nov. 10	W	3-1	VANCOUVER
Nov. 13	W	6-4	LOS ANGELES
Nov. 16	L	1-5	MINNESOTA
Nov. 18	L	3-4	Minnesota
Nov. 20	L	2-4	ST. LOUIS
Nov. 21	L	3-7	Chicago
Nov. 24	L	1-2	TORONTO
Nov. 27	L	1-3	Montreal
Dec. 1	W	4-2	DETROIT
Dec. 4	W	4-2	NEW YORK
Dec. 5	L	3-5	Boston
Dec. 8	T	1-1	CALIFORNIA
Dec. 11	T	3-3	BUFFALO
Dec. 12	L	1-6	New York
Dec. 15	L	2-3	Toronto
Dec. 18	L	3-4	BOSTON
Dec. 19	T	2-2	Boston
Dec. 22	L	2-4	New York
Dec. 25	W	4-2	MONTREAL
Dec. 26	L	1-6	Philadelphia
Dec. 28	L	2-4	TORONTO
Dec. 31	T	3-3	BUFFALO
Jan. 5	T	3-3	Chicago
Jan. 8	L	0-4	CHICAGO
Jan. 9	L	2-4	Detroit
Jan. 12	T	2-2	BOSTON
Jan. 13	L	1-7	Montreal
Jan. 15	W	4-2	PHILADELPHIA
Jan. 19	L	1-6	VANCOUVER
Jan. 22	L	0-1	St. Louis
Jan. 23	T	3-3	MONTREAL
Jan. 26	L	1-2	ST. LOUIS
Jan. 29	L	2-4	CHICAGO
Jan. 30	L	0-4	Philadelphia
Feb. 3	W	4-3	St. Louis
Feb. 5	L	1-8	Los Angeles
Feb. 9	W	4-1	Toronto
Feb. 10	W	6-1	LOS ANGELES
Feb. 12	L	3-8	NEW YORK
Feb. 13	W	6-4	VANCOUVER
Feb. 16	W	4-2	TORONTO
Feb. 17	W	2-1	Buffalo
Feb. 19	L	2-6	DETROIT
Feb. 20	L	0-2	Minnesota
Feb. 23	L	0-2	Toronto
Feb. 26	W	5-2	PHILADELPHIA
Feb. 27	L	3-5	Montreal
Mar. 2	W	7-4	DETROIT
Mar. 4	W	4-2	MINNESOTA
Mar. 5	L	3-6	Detroit
Mar. 8	L	4-5	MONTREAL
Mar. 11	W	6-4	BOSTON
Mar. 12	T	4-4	Boston
Mar. 14	W	7-4	Vancouver
Mar. 15	T	4-4	Los Angeles
Mar. 16	T	3-3	California
Mar. 20	L	3-4	BUFFALO
Mar. 22	W	3-2	MINNESOTA
Mar. 25	T	2-2	Buffalo
Mar. 26	W	5-4	CALIFORNIA
Apr. 1	T	4-4	Philadelphia
Apr. 2	W	6-2	ST. LOUIS

1972-73 SEASON HIGHLIGHTS

- Al McDonough records three hat tricks, Oct. 11 at St. Louis, Nov. 18 vs. Atlanta and Nov. 22 vs. St. Louis.
- Penguins set NHL record for the fastest five goals (2:07) and the fastest six goals (5:02) on Nov. 22 vs. St. Louis.
- Syl Apps records six points (3+3) on Dec. 13 vs. New York Islanders.
- Ken Schinkel is named the third Penguins coach on Jan. 13, one day after retiring as a player.
- Greg Polis scores two goals in the All-Star Game at Madison Square Garden to win MVP honors.
- Penguins set club record with 73 points (32-37-9).
- Syl Apps sets club record with 85 points (29+56).
- Al McDonough sets club record with 35 goals.

MAJOR TRADES

- Feb. 25 1973 - Obtained Andy Brown from Detroit for a third round choice in the 1973 Amateur Draft and cash.

SCORING

Players	GP	G	A	PTS	PIM
Syl Apps	77	29	56	85	18
Al McDonough	78	35	41	76	26
Lowell MacDonald	78	34	41	75	8
Bryan Hextall	78	21	33	54	113
Greg Polis	78	26	23	49	36
Ron Schock	78	13	36	49	23
Eddie Shack	74	25	20	45	84
Jean Pronovost	66	21	22	43	16
Darryl Edstrand	78	15	24	39	88
Dave Burrows	78	3	24	27	42
Nick Harbaruk	78	10	15	25	47
Ken Schinkel	42	11	10	21	16
Duane Rupp	78	7	13	20	62
Jack Lynch	47	1	18	19	40
Bryan Watson	69	1	17	18	179
Rick Kessell	66	1	13	14	0
Jean Guy Legace	31	1	5	6	32
Steve Cardwell	20	2	2	4	2
Jim Shires	18	1	2	3	2
Robin Burns	26	0	2	2	20
Jim Wiley	4	0	1	1	0
Cam Newton	11	0	1	1	2
Denis Herron	18	0	1	1	0
Shel. Kannegiesser	3	0	0	0	0
Andy Brown	9	0	0	0	2
Ron Lalonde	11	0	0	0	2
Jim Rutherford	49	0	0	0	0
Bench					6

GOALTENDING

PLAYERS	(W-L-T)	GP	MP	GA	SO	GAA
Jim Rutherford	(20-22-5)	49	2660	129	3	2.91
Denis Herron	(6-7-2)	18	967	55	2	3.41
Cam Newton	(3-4-0)	11	533	35	0	3.94
Andy Brown	(3-4-2)	9	520	41	0	4.73
TOTALS	(32-37-9)	78	4680	265	5	3.40

DATE	W-L-T	SCORE	OPPONENT
Oct. 7	W	4-2	LOS ANGELES
Oct. 11	W	5-2	St. Louis
Oct. 14	W	5-2	CALIFORNIA
Oct. 15	L	4-8	Boston
Oct. 17	W	5-1	NY Islanders
Oct. 18	L	3-4	Toronto
Oct. 21	L	2-4	BOSTON
Oct. 24	W	4-1	Vancouver
Oct. 27	L	3-6	California
Oct. 28	L	2-5	Los Angeles
Nov. 1	L	1-7	MONTREAL
Nov. 2	L	2-4	Philadelphia
Nov. 4	W	6-4	NY RANGERS
Nov. 5	T	1-1	Detroit
Nov. 8	W	5-2	PHILADELPHIA
Nov. 11	L	3-4	VANCOUVER
Nov. 12	L	0-1	Buffalo
Nov. 15	W	7-1	MINNESOTA
Nov. 18	W	6-1	ATLANTA
Nov. 19	W	5-3	NY Rangers
Nov. 22	W	10-4	ST. LOUIS
Nov. 25	T	2-2	NY ISLANDERS
Nov. 26	L	2-6	Atlanta
Nov. 29	W	7-4	TORONTO
Dec. 2	W	3-2	CHICAGO
Dec. 3	L	2-4	Chicago
Dec. 6	T	4-4	California
Dec. 9	L	1-3	Los Angeles
Dec. 13	W	9-1	NY ISLANDERS
Dec. 16	W	5-3	ATLANTA
Dec. 17	L	1-9	NY Rangers
Dec. 19	L	2-3	BOSTON
Dec. 23	L	3-6	Montreal
Dec. 26	T	1-1	Detroit
Dec. 27	T	3-3	Toronto
Dec. 29	L	0-4	TORONTO
Dec. 30	T	2-2	DETROIT
Jan. 2	L	4-5	St. Louis
Jan. 3	W	5-3	Chicago
Jan. 6	W	4-2	VANCOUVER
Jan. 7	L	0-3	NY Rangers
Jan. 10	L	1-2	DETROIT
Jan. 13	W	3-1	LOS ANGELES
Jan. 14	L	2-3	Detroit
Jan. 17	L	4-6	Montreal
Jan. 18	L	2-5	MONTREAL
Jan. 20	W	3-1	BOSTON
Jan. 21	L	3-9	Chicago
Jan. 24	W	5-2	TORONTO
Jan. 25	L	3-6	Philadelphia
Jan. 27	L	3-5	PHILADELPHIA
Jan. 31	W	4-1	LOS ANGELES
Feb. 3	W	2-1	MINNESOTA
Feb. 4	L	3-4	Minnesota
Feb. 7	L	2-5	Montreal
Feb. 10	L	3-6	Boston
Feb. 14	W	6-2	VANCOUVER
Feb. 17	T	3-3	BUFFALO
Feb. 18	L	1-4	Buffalo
Feb. 20	W	4-1	NY Islanders
Feb. 22	W	2-1	NY ISLANDERS
Feb. 24	W	2-1	CHICAGO
Feb. 25	L	1-2	Buffalo
Feb. 28	W	4-2	ST. LOUIS
Mar. 3	L	1-2	CALIFORNIA
Mar. 4	L	2-5	MINNESOTA
Mar. 7	L	4-10	Minnesota
Mar. 10	L	4-5	NY RANGERS
Mar. 11	L	2-3	Philadelphia
Mar. 14	W	3-2	Los Angeles
Mar. 16	T	5-5	California
Mar. 17	L	1-6	Vancouver
Mar. 21	W	5-2	CALIFORNIA
Mar. 24	T	4-4	BUFFALO
Mar. 25	W	4-2	Atlanta
Mar. 28	W	6-3	ATLANTA
Mar. 31	L	2-7	St. Louis
Apr. 1	W	5-4	PHILADELPHIA

1973-74 SEASON HIGHLIGHTS

- Marc Boileau replaces Ken Schinkel as head coach on Feb. 6, compiling a 14-10-4 record.
- Jean Pronovost scores a goal in seven consecutive games from Feb. 27 through March 10.
- The "Century Line" of Syl Apps, Jean Pronovost and Lowell MacDonald combines for 107 goals, the second highest in the NHL.
- Apps finishes seventh in the league scoring race with 24 goals and 61 assists for 85 points.
- MacDonald finishes ninth in league scoring with 82 points (43+39).
- MacDonald's 43 goals sets a Penguins record.

MAJOR TRADES

- Oct. 25, 1973 - Obtained Nick Beverley from Boston for Darryl Edestrand.
- Jan. 4, 1974 - Obtained Chuck Arnason and Bob Paradise from Atlanta for Al McDonough.
- Jan. 17, 1974 - Obtained Ron Stackhouse from Detroit for Jim Rutherford and Jack Lynch.
- Jan. 17, 1974 - Obtained Bob Kelly, Ab DeMarco and Steve Durbano from New York for Greg Polis, Bryan Watson and a second round choice in the 1974 Amateur Draft

SCORING

Players	GP	G	A	PTS	PIM
Syl Apps	75	24	61	85	37
Lowell MacDonald	78	43	39	82	14
Jean Pronovost	77	40	32	72	22
Ron Schock	77	14	29	43	22
Al McDonough	37	14	22	36	12
Ron Stackhouse	69	6	29	35	66
Bob Kelly	67	16	18	34	123
Chuck Arnason	74	20	11	31	17
Ab DeMarco	57	10	21	31	15
Greg Polis	41	14	13	27	32
Ron Lalonde	73	10	17	27	14
Steve Durbano	69	8	19	27	284
Wayne Bianchin	69	12	13	25	38
Bernie Lukowich	53	9	10	19	32
Bob McManama	47	5	14	19	18
Dave Burrows	71	3	14	17	30
Ted Snell	55	4	12	16	8
Nick Beverley	67	2	14	16	21
Blaine Stoughton	34	5	6	11	8
Bob Paradise	56	2	8	10	52
Bryan Hextall	37	2	7	9	39
Jean Guy Legace	31	2	6	8	34
Jack Lynch	17	0	7	7	21
Bryan Watson	38	1	4	5	137
Yvon Labre	16	1	2	3	13
Larry Bignell	20	0	3	3	2
Jim Wiley	22	0	3	3	2
Ron Jones	25	0	3	3	15
Jim Rutherford	26	0	1	1	2
Darryl Edestrand	3	0	0	0	0
Hank Nowak	13	0	0	0	11
Denis Herron	5	0	0	0	0
Gary Inness	20	0	0	0	0
Andy Brown	36	0	0	0	60
Bench					10

GOALTENDING

PLAYERS	(W-L-T)	GP	MP	GA	SO	GAA
Gary Inness	(7-10-1)	20	1032	56	0	3.26
Jim Rutherford	(7-12-4)	26	1432	82	0	3.44
Andy Brown	(13-16-4)	36	1956	115	1	3.53
Denis Herron	(1-3-0)	5	260	18	0	4.15
TOTALS	(28-41-9)	78	4680	273	1	3.50

DATE	W-L-T	SCORE	OPPONENT
Oct. 12	W	4-3	Atlanta
Oct. 13	L	2-8	NY RANGERS
Oct. 17	W	4-2	Minnesota
Oct. 20	W	5-3	CALIFORNIA
Oct. 21	L	2-8	Boston
Oct. 24	L	2-3	MONTREAL
Oct. 27	L	0-6	PHILADELPHIA
Oct. 28	W	7-2	NY Rangers
Oct. 31	T	1-1	Montreal
Nov. 3	L	0-6	Toronto
Nov. 4	L	0-7	Philadelphia
Nov. 7	T	1-1	NY ISLANDERS
Nov. 10	T	4-4	ATLANTA
Nov. 13	W	5-2	MINNESOTA
Nov. 15	L	3-5	St. Louis
Nov. 17	L	1-4	CHICAGO
Nov. 18	L	0-7	NY Rangers
Nov. 21	W	5-4	VANCOUVER
Nov. 22	W	4-2	Toronto
Nov. 24	L	2-5	MONTREAL
Nov. 28	L	3-4	TORONTO
Dec. 1	T	2-2	ATLANTA
Dec. 2	L	1-2	Chicago
Dec. 5	L	1-4	Los Angeles
Dec. 7	L	3-4	California
Dec. 8	L	2-3	Vancouver
Dec. 12	W	9-1	CALIFORNIA
Dec. 15	L	0-2	DETROIT
Dec. 16	W	2-1	Atlanta
Dec. 20	L	5-6	Boston
Dec. 22	L	1-4	NY RANGERS
Dec. 23	L	2-3	Buffalo
Dec. 26	T	2-2	Detroit
Dec. 28	L	1-3	ST. LOUIS
Dec. 29	L	2-4	CHICAGO
Jan. 2	L	4-8	Minnesota
Jan. 3	L	1-6	Buffalo
Jan. 5	W	5-2	BUFFALO
Jan. 9	L	4-6	TORONTO
Jan. 12	W	5-2	BUFFALO
Jan. 13	L	3-5	BOSTON
Jan. 16	L	0-2	LOS ANGELES
Jan. 18	W	6-2	Vancouver
Jan. 20	W	5-3	Philadelphia
Jan. 23	W	4-1	ST. LOUIS
Jan. 26	L	0-2	LOS ANGELES
Jan. 27	L	5-6	Detroit
Jan. 30	L	2-4	NY RANGERS
Feb. 2	L	1-3	CHICAGO
Feb. 3	L	4-5	Boston
Feb. 7	L	4-5	Philadelphia
Feb. 9	W	3-2	NY Islanders
Feb. 10	L	3-5	Chicago
Feb. 13	W	5-3	DETROIT
Feb. 16	W	7-3	CALIFORNIA
Feb. 20	T	1-1	ST. LOUIS
Feb. 23	L	2-6	BOSTON
Feb. 24	W	4-2	Chicago
Feb. 27	W	4-1	LOS ANGELES
Feb. 28	L	1-7	Montreal
Mar. 2	W	6-1	VANCOUVER
Mar. 5	W	2-1	NY Islanders
Mar. 7	T	2-2	Toronto
Mar. 9	W	7-5	St. Louis
Mar. 10	L	4-5	MONTREAL
Mar. 13	L	1-5	Los Angeles
Mar. 15	W	6-1	California
Mar. 16	W	8-6	Vancouver
Mar. 20	T	1-1	NY ISLANDERS
Mar. 23	L	1-5	Minnesota
Mar. 24	W	8-1	DETROIT
Mar. 27	T	3-3	MINNESOTA
Mar. 30	L	3-4	St. Louis
Mar. 31	W	4-2	ATLANTA
Apr. 2	L	2-3	NY Islanders
Apr. 4	W	4-2	BUFFALO
Apr. 6	W	6-1	PHILADELPHIA
Apr. 7	L	3-6	Atlanta

1974-75 SEASON HIGHLIGHTS

- Penguins select Pierre Larouche in first round of the 1974 Amateur Draft.
- Penguins play in Norris Division, Prince of Wales Conference, following NHL realignment.
- Syl Apps is named MVP of All-Star Game at Montreal Forum. He is joined on the Prince of Wales squad by teammates Pierre Larouche and Jean Pronovost.
- Pens record the 200th franchise victory with a 6-1 win over Chicago on Jan. 29 at the Civic Arena.
- Ron Stackhouse records six assists on March 8 vs. Philadelphia.
- Pierre Larouche leads all NHL rookie scorers with 68 points (31+37).
- Penguins set club record for wins (37) and points (89) in a season.
- Penguins squander 3-0 lead in playoffs to New York Islanders. It is only the second time in NHL history a team has rallied from a 3-0 deficit.

MAJOR TRADES

- Sept. 13, 1974 - Obtained Rick Kehoe from Toronto for Blaine Stoughton and a first round choice in the 1977 Amateur Draft.
- Nov. 4, 1974 - Obtained Barry Wilkins from Vancouver for Ab DeMarco.
- Dec. 14, 1974 - Obtained Lew Morrison from Washington for Ron Lalonde.
- Jan. 10, 1975 - Obtained Michel Plasse from Kansas City for Jean Guy Lagace and Denis Herron.

SCORING

PLAYERS	GP	G	A	PTS	PIM
Ron Schock	80	23	63	86	36
Syl Apps	79	24	55	79	43
Jean Pronovost	78	43	32	75	37
Vic Hadfield	78	31	42	73	72
Pierre Larouche	79	31	37	68	52
Rick Kehoe	76	32	31	63	22
Lowell MacDonald	71	27	33	60	24
Ron Stackhouse	72	15	45	60	52
Chuck Arnason	78	26	32	58	32
Bob Kelly	69	27	24	51	120
Barry Wilkins	58	5	29	34	97
Pete Laframboise	80	10	23	33	30
Cofin Campbell	59	4	15	19	172
Bob Paradise	78	3	15	18	109
Dennis Owchar	46	6	11	17	67
Dave Burrows	78	2	15	17	49
Lew Morrison	70	7	9	16	10
Bob McManama	40	5	9	14	6
Nelson DeBenedet	31	6	3	9	11
Jean Guy Lagace	27	1	8	9	39
Kelly Pratt	22	0	6	6	15
Ab DeMarco	8	2	1	3	4
Ron Lalonde	24	0	3	3	0
Michel Plasse	44	0	2	2	24
Gary Inness	57	0	2	2	2
Mario Faubert	10	1	0	1	6
Steve Durbano	1	0	1	1	0
Yves Bergeron	2	0	0	0	0
Denis Herron	3	0	0	0	0
Bob Stumpf	3	0	0	0	4
Harvey Bennett	7	0	0	0	0
Bob Johnson	12	0	0	0	6
Bench					14

GOALTENDING

PLAYERS (W-L-T)	GP	MP	GA	SO	GAA
Gary Inness (24-18-10)	57	3122	161	2	3.09
Michel Plasse (9-5-4)	20	1094	73	0	4.00
Bob Johnson (3-4-1)	12	476	40	0	5.04
Denis Herron (1-1-0)	3	108	11	0	6.11
TOTALS (37-28-15)	80	4800	285	2	3.61

DATE	W-L-T	SCORE	OPPONENT
Oct. 9	W	4-2	Minnesota
Oct. 12	W	7-2	DETROIT
Oct. 19	L	3-6	PHILADELPHIA
Oct. 20	L	1-5	Atlanta
Oct. 23	T	5-5	BOSTON
Oct. 26	L	4-5	NY RANGERS
Oct. 29	L	0-2	Los Angeles
Nov. 1	L	4-7	Vancouver
Nov. 3	T	3-3	Chicago
Nov. 5	W	5-3	Kansas City
Nov. 7	L	3-5	LOS ANGELES
Nov. 9	W	5-2	CALIFORNIA
Nov. 10	L	3-8	Buffalo
Nov. 13	W	8-2	NY ISLANDERS
Nov. 16	W	8-1	WASHINGTON
Nov. 17	W	6-0	Washington
Nov. 19	L	3-4	NY Islanders
Nov. 20	W	8-5	Toronto
Nov. 23	T	0-0	LOS ANGELES
Nov. 24	L	5-7	NY Rangers
Nov. 27	L	2-3	MONTREAL
Nov. 30	T	5-5	BUFFALO
Dec. 1	L	3-6	Buffalo
Dec. 4	W	4-2	TORONTO
Dec. 7	L	2-5	Montreal
Dec. 8	L	2-3	Boston
Dec. 12	T	3-3	MONTREAL
Dec. 14	W	6-3	CHICAGO
Dec. 15	W	3-2	Detroit
Dec. 18	L	4-6	Toronto
Dec. 19	T	4-4	KANSAS CITY
Dec. 21	L	7-8	Minnesota
Dec. 22	L	0-4	Philadelphia
Dec. 26	T	2-2	ST. LOUIS
Dec. 28	T	3-3	ATLANTA
Dec. 30	W	7-5	TORONTO
Jan. 2	W	6-3	MINNESOTA
Jan. 4	W	4-3	VANCOUVER
Jan. 8	L	5-7	Chicago
Jan. 10	T	3-3	Atlanta
Jan. 11	W	6-3	CALIFORNIA
Jan. 15	W	5-3	ATLANTA
Jan. 18	T	4-4	BOSTON
Jan. 19	W	3-2	Washington
Jan. 22	W	7-5	CALIFORNIA
Jan. 25	W	5-2	NY RANGERS
Jan. 26	L	2-7	Montreal
Jan. 29	L	6-1	CHICAGO
Jan. 30	T	2-5	Detroit
Feb. 1	T	4-4	St. Louis
Feb. 4	W	3-2	Vancouver
Feb. 5	W	3-2	Los Angeles
Feb. 7	W	4-1	California
Feb. 11	L	1-2	NY Islanders
Feb. 12	T	3-3	BUFFALO
Feb. 15	W	8-3	Toronto
Feb. 16	W	3-2	NY ISLANDERS
Feb. 19	T	2-2	LOS ANGELES
Feb. 22	W	3-2	ST. LOUIS
Feb. 23	L	1-3	DETROIT
Feb. 25	L	4-6	Boston
Feb. 26	W	3-1	WASHINGTON
Mar. 1	W	7-3	VANCOUVER
Mar. 2	W	8-6	NY Rangers
Mar. 5	T	4-4	Kansas City
Mar. 8	W	8-2	PHILADELPHIA
Mar. 9	L	4-8	Buffalo
Mar. 12	W	5-3	BOSTON
Mar. 13	L	0-6	Philadelphia
Mar. 15	W	12-1	WASHINGTON
Mar. 16	W	6-3	KANSAS CITY
Mar. 18	L	2-5	St. Louis
Mar. 19	T	3-3	California
Mar. 22	L	0-4	Los Angeles
Mar. 26	W	6-4	MONTREAL
Mar. 29	W	4-2	Detroit
Mar. 30	W	4-1	MINNESOTA
Apr. 2	L	0-6	Montreal
Apr. 5	W	7-1	DETROIT
Apr. 6	L	4-8	Washington

1975-76 SEASON HIGHLIGHTS

- Jean Pronovost scores a point in 16 consecutive games from Nov. 1 through Dec. 3.
- Penguins reel off an 11 game unbeaten streak (7-0-4) from Feb. 7 through Feb. 28.
- Penguins set club records with 339 goals for and 303 goals against.
- Pierre Larouche finishes fifth in the league scoring race with 53 goals and 58 assists for 111 points, a Penguins single-season record.
- Jean Pronovost finishes eighth (52-52-104) and Syl Apps finishes 10th (32-67-99) in league scoring, the first time three Penguins have finished in the top 10.

MAJOR TRADES

- Dec. 16, 1975 - Obtained Stan Gilbertson from Washington for Harvey Bennett.
- Jan. 9, 1976 - Obtained Ed Gilbert, Simon Nolet and a first round choice in the 1976 Amateur Draft from Kansas City Scouts for Steve Durbano, Chuck Arnason and a first round choice in the 1976 Amateur Draft.
- March 8, 1976 - Obtained Ed Van Impe and Bob Taylor from Philadelphia for Gary Inness and future considerations.

SCORING

PLAYERS	GP	G	A	PTS	PIM
Pierre Larouche	76	53	58	111	33
Jean Pronovost	80	52	52	104	24
Syl Apps	80	32	67	99	24
Rick Kehoe	71	29	47	76	6
Lowell MacDonald	69	30	43	73	12
Ron Stackhouse	80	11	60	71	76
Vic Hadfield	76	30	35	65	46
Ron Schock	80	18	44	62	28
Bob Kelly	77	25	30	55	149
Dave Burrows	80	7	22	29	51
Barry Wilkins	75	0	27	27	106
Stan Gilbertson	48	13	8	21	6
Simon Nolet	39	9	8	17	2
Colin Campbell	64	7	10	17	105
Dennis Owchar	54	5	12	17	19
Chuck Arnason	30	7	3	10	14
Lew Morrison	78	4	5	9	8
Mario Faubert	21	1	8	9	10
Steve Durbano	32	0	8	8	61
Harvey Bennett	25	3	3	6	53
Wayne Bianchin	14	1	5	6	4
Ed Van Impe	12	0	5	5	16
Bob McManama	12	1	2	3	4
Ed Gilbert	38	1	1	2	0
Jacques Cossette	7	0	2	2	9
Michel Plasse	56	0	2	2	18
Bob Taylor	2	0	0	0	0
Gordie Laxton	8	0	0	0	0
Bob Paradise	9	0	0	0	4
Gary Inness	23	0	0	0	2
Bench					14

GOALTENDING

PLAYERS	(W-L-T)	GP	MP	GA	SO	GAA
Michel Plasse	(24-19-10)	55	3096	178	2	3.45
Gary Inness	(8-9-2)	23	1212	82	0	4.06
Gordie Laxton	(3-4-0)	8	414	31	0	4.49
Bob Taylor	(0-1-0)	2	78	7	0	5.38
TOTALS	(35-33-12)	80	4800	303	2	3.79

DATE	W-L-T	SCORE	OPPONENT
Oct. 7	W	4-2	Washington
Oct. 11	W	7-5	WASHINGTON
Oct. 15	W	8-4	Toronto
Oct. 18	W	6-1	DETROIT
Oct. 21	L	1-7	MONTREAL
Oct. 25	T	4-4	PHILADELPHIA
Oct. 30	L	0-4	Los Angeles
Nov. 1	L	3-7	Minnesota
Nov. 2	L	2-7	Buffalo
Nov. 5	W	7-6	NY ISLANDERS
Nov. 6	W	5-3	St. Louis
Nov. 8	L	5-7	CHICAGO
Nov. 9	L	4-6	Philadelphia
Nov. 12	T	6-6	Washington
Nov. 13	L	4-5	MONTREAL
Nov. 15	L	2-5	BUFFALO
Nov. 18	L	3-5	CALIFORNIA
Nov. 21	W	4-1	Atlanta
Nov. 22	W	6-3	LOS ANGELES
Nov. 26	W	5-2	DETROIT
Nov. 29	W	8-3	NY RANGERS
Nov. 30	L	2-4	Boston
Dec. 3	T	3-3	Chicago
Dec. 4	L	1-6	NY Islanders
Dec. 7	W	6-3	TORONTO
Dec. 9	L	2-3	Kansas City
Dec. 10	L	2-3	Detroit
Dec. 13	T	4-4	BOSTON
Dec. 14	L	4-7	Montreal
Dec. 17	W	9-2	California
Dec. 19	L	1-5	Vancouver
Dec. 20	W	5-1	Los Angeles
Dec. 23	L	3-4	NY Rangers
Dec. 26	L	3-4	Atlanta
Dec. 27	W	3-2	ATLANTA
Dec. 31	W	5-1	LOS ANGELES
Jan. 3	L	4-8	PHILADELPHIA
Jan. 4	L	3-5	Chicago
Jan. 7	L	1-4	California
Jan. 10	T	3-3	VANCOUVER
Jan. 11	L	0-6	Buffalo
Jan. 13	L	2-6	Boston
Jan. 15	L	1-4	Philadelphia
Jan. 17	W	3-2	BUFFALO
Jan. 18	W	8-3	NY RANGERS
Jan. 22	L	3-4	MONTREAL
Jan. 24	W	8-2	WASHINGTON
Jan. 25	T	1-1	MINNESOTA
Jan. 29	W	6-2	KANSAS CITY
Jan. 31	T	4-4	Kansas City
Feb. 1	W	7-1	TORONTO
Feb. 5	L	1-5	Boston
Feb. 7	W	7-3	Los Angeles
Feb. 8	W	7-3	Vancouver
Feb. 11	T	4-4	California
Feb. 14	T	4-4	NY Islanders
Feb. 15	W	6-4	LOS ANGELES
Feb. 17	W	6-1	KANSAS CITY
Feb. 19	W	7-5	TORONTO
Feb. 21	W	10-1	CHICAGO
Feb. 22	T	2-2	Detroit
Feb. 25	T	3-3	ATLANTA
Feb. 28	W	5-4	VANCOUVER
Feb. 29	L	3-5	ST. LOUIS
Mar. 2	W	6-2	Minnesota
Mar. 6	W	5-1	MINNESOTA
Mar. 7	L	3-5	NY ISLANDERS
Mar. 10	L	6-7	BUFFALO
Mar. 13	W	4-2	CALIFORNIA
Mar. 14	W	7-1	ST. LOUIS
Mar. 16	L	4-5	Montreal
Mar. 19	W	7-3	Washington
Mar. 21	W	4-2	NY Rangers
Mar. 24	T	5-5	BOSTON
Mar. 25	L	2-5	St. Louis
Mar. 28	W	3-1	DETROIT
Mar. 29	L	4-5	Toronto
Mar. 31	L	3-7	Montreal
Apr. 3	L	4-5	WASHINGTON
Apr. 4	W	6-5	Detroit

1976-77 SEASON HIGHLIGHTS

- Pierre Larouche records his fourth career hat trick on Feb. 19 at Toronto in a 6-6 tie.
- Dunc Wilson and Denis Herron combine for 52 saves in a 7-3 loss to Atlanta on March 15.
- Wayne Bianchin and Atlanta's Guy Chouinard score goals four seconds apart on March 15 to set NHL record.
- Lost to Toronto in the preliminary round of the playoffs, 2-1.

MAJOR TRADES

- Aug. 11, 1976 - Obtained Don Awrey from Montreal for a third round choice in the 1978 Amateur Draft and future considerations.
- Oct. 8, 1976 - Obtained Dunc Wilson from New York Rangers for cash and other considerations.
- Oct. 18, 1976 - Obtained Mike Corrigan from Los Angeles for a fifth round choice in the 1977 Amateur Draft.

SCORING

PLAYERS	GP	G	A	PTS	PIM
Jean Pronovost	79	33	31	64	24
Pierre Larouche	65	29	34	63	14
Syl Apps	72	18	43	61	20
Rick Kehoe	80	30	27	57	10
Ron Schock	80	17	32	49	10
Mike Corrigan	73	14	27	41	36
Ron Stackhouse	80	7	34	41	72
Greg Malone	66	18	19	37	43
Blair Chapman	80	14	23	37	16
Wayne Bianchin	79	28	6	34	28
Bob Kelly	74	10	21	31	115
Dennis Owchar	46	5	18	23	37
Stan Gilbertson	67	6	9	15	13
Mario Faubert	47	2	11	13	32
Russ Anderson	67	2	11	13	81
Don Awrey	79	1	12	13	40
Dave Burrows	69	3	6	9	29
Lew Morrison	76	2	1	3	0
Ed Van Impe	10	0	3	3	6
Lowell MacDonald	3	1	1	2	0
Vic Hadfield	9	0	2	2	0
Tom Price	7	0	2	2	4
Denis Herron	34	0	1	1	4
Dunc Wilson	45	0	1	1	21
Yves Bergeron	1	0	0	0	0
Steve Lyon	3	0	0	0	2
Gordie Laxton	6	0	0	0	0
Ed Gilbert	7	0	0	0	0
Bench					12

GOALTENDING

PLAYERS	(W-L-T)	GP	MP	GA	SO	GAA
Denis Herron	(15-11-5)	34	1920	94	1	2.94
Dunc Wilson	(18-19-8)	45	2627	129	5	2.95
Gordie Laxton	(1-3-0)	6	253	26	0	6.17
TOTALS	(34-33-13)	80	4800	252	6	3.15

DATE	W-L-T	SCORE	OPPONENT
Oct. 6	W	9-5	VANCOUVER
Oct. 7	L	1-10	Montreal
Oct. 9	L	4-7	LOS ANGELES
Oct. 13	L	1-4	Chicago
Oct. 15	L	1-2	Atlanta
Oct. 16	W	4-3	DETROIT
Oct. 20	T	4-4	Toronto
Oct. 23	L	1-9	MONTREAL
Oct. 24	T	3-3	ATLANTA
Oct. 27	T	4-4	Buffalo
Oct. 28	L	0-3	Philadelphia
Oct. 30	T	2-2	NY RANGERS
Nov. 2	W	7-1	LOS ANGELES
Nov. 5	W	4-1	Colorado
Nov. 7	T	2-2	Cleveland
Nov. 10	L	2-3	Minnesota
Nov. 13	W	1-1	PHILADELPHIA
Nov. 14	W	5-1	NY Rangers
Nov. 20	L	2-5	COLORADO
Nov. 21	W	5-1	CHICAGO
Nov. 24	L	0-4	BOSTON
Nov. 26	W	3-1	Cleveland
Nov. 27	L	1-3	NY ISLANDERS
Nov. 30	L	4-6	Washington
Dec. 2	W	4-2	NY Islanders
Dec. 4	L	1-3	Montreal
Dec. 7	W	6-2	MINNESOTA
Dec. 9	W	2-1	Buffalo
Dec. 11	L	3-6	NY Islanders
Dec. 12	W	5-3	ST. LOUIS
Dec. 16	W	5-4	CLEVELAND
Dec. 18	L	3-5	WASHINGTON
Dec. 19	L	3-6	Boston
Dec. 22	W	5-2	Toronto
Dec. 23	L	2-5	Detroit
Dec. 26	W	4-2	TORONTO
Dec. 29	T	3-3	MONTREAL
Jan. 1	W	6-3	BUFFALO
Jan. 4	T	2-2	VANCOUVER
Jan. 6	T	3-3	Washington
Jan. 8	W	4-2	CHICAGO
Jan. 11	L	0-2	TORONTO
Jan. 15	W	5-2	BUFFALO
Jan. 16	L	5-6	ATLANTA
Jan. 19	W	3-1	Vancouver
Jan. 20	L	3-5	Los Angeles
Jan. 22	W	3-2	NY ISLANDERS
Jan. 27	W	3-1	NY Rangers
Jan. 29	L	2-5	PHILADELPHIA
Jan. 30	W	5-2	BOSTON
Feb. 2	W	5-2	MINNESOTA
Feb. 3	T	0-0	Cleveland
Feb. 5	W	3-1	DETROIT
Feb. 6	L	2-5	Colorado
Feb. 8	L	3-6	St. Louis
Feb. 11	L	2-3	Vancouver
Feb. 12	W	3-2	Los Angeles
Feb. 16	T	4-4	MONTREAL
Feb. 19	T	6-6	Toronto
Feb. 20	W	4-1	CLEVELAND
Feb. 22	L	1-3	Washington
Feb. 24	L	2-3	Detroit
Feb. 26	W	2-1	WASHINGTON
Feb. 27	T	2-2	BOSTON
Mar. 2	L	0-5	LOS ANGELES
Mar. 3	L	1-5	Montreal
Mar. 5	T	3-3	Los Angeles
Mar. 6	W	2-1	St. Louis
Mar. 9	W	3-1	COLORADO
Mar. 12	W	3-2	BUFFALO
Mar. 13	L	0-4	Philadelphia
Mar. 15	L	3-7	Atlanta
Mar. 16	W	7-3	ST. LOUIS
Mar. 19	L	2-5	NY RANGERS
Mar. 20	L	2-3	Chicago
Mar. 22	W	4-2	Minnesota
Mar. 27	L	0-3	Boston
Mar. 30	L	3-4	WASHINGTON
Apr. 2	W	4-3	Detroit
Apr. 3	W	4-2	DETROIT

1977-78 SEASON HIGHLIGHTS

- Johnny Wilson is named head coach on June 13.
- Pete Mahovich scores a hat trick in his first game as a Penguin in a 6-4 win over Detroit on Nov. 30.
- Jean Pronovost scores goals in seven consecutive games from Jan. 2 through Jan. 14.
- Dave Schultz sets a Penguins record for penalty minutes in one season with 378.
- Edward J. DeBartolo takes control of the Penguins on April 5.

MAJOR TRADES

- Sept. 20, 1977 - Obtained Brian Spencer from Buffalo for Ron Schock.
- Oct. 1, 1977 - Obtained Bob Paradise from Washington for rights to Don Awrey.
- Nov. 2, 1977 - Obtained Gene Carr, Dave Schultz and a fourth round choice in the 1978 Amateur Draft from Los Angeles for Syl Apps and Hartland Monahan.
- Nov. 29, 1977 - Obtained Peter Lee and Pete Mahovich from Montreal for Pierre Larouche and the rights to Peter Marsh.
- March 14, 1978 - Signed Derek Sanderson as a free agent.

SCORING

PLAYERS	GP	G	A	PTS	PIM
Jean Pronovost	79	40	25	65	50
Pete Mahovich	57	25	36	61	37
Greg Malone	78	18	43	61	80
Gene Carr	70	17	37	54	76
Rick Kehoe	70	29	21	50	10
Blair Chapman	75	24	20	44	37
Tom Edur	58	5	38	43	18
Dave Schultz	66	9	25	34	378
Wayne Bianchin	61	20	13	33	40
Brian Spencer	79	9	11	20	81
Mike Corrigan	25	8	12	20	10
Ron Stackhouse	50	5	15	20	36
Dave Burrows	67	4	15	19	24
Peter Lee	60	5	13	18	19
Russ Anderson	74	2	16	18	150
Lowell MacDonald	19	5	8	13	2
John Flesch	29	7	5	12	19
Bob Paradise	64	2	10	12	53
Pierre Larouche	20	6	5	11	0
Dennis Owchar	22	2	8	10	23
Colin Campbell	55	1	9	10	103
Tom Cassidy	26	3	4	7	15
Syl Apps	9	0	7	7	0
Jim Hamilton	25	2	4	6	2
Mario Faubert	18	0	6	6	11
Derek Sanderson	13	3	1	4	0
Jacques Cossette	19	1	2	3	4
Hartland Monahan	7	2	0	2	2
Lew Morrison	8	0	2	2	0
Dunc Wilson	21	0	1	1	0
Denis Herron	60	0	1	1	6
Greg Redquest	1	0	0	0	0
Kim Davis	1	0	0	0	0
Gordie Laxton	2	0	0	0	0
Tom Price	10	0	0	0	0
Bench					14

GOALTENDING

PLAYERS	(W-L-T)	GP	MP	GA	SO	GAA
Denis Herron	(20-25-15)	60	3534	210	0	3.57
Dunc Wilson	(5-11-3)	21	1180	95	0	4.83
Gordie Laxton	(0-1-0)	2	73	9	0	7.40
Greg Redquest	(0-0-0)	1	13	3	0	13.85
TOTALS	(25-37-18)	80	4800	321	0	4.01

DATE	W-L-T	SCORE	OPPONENT
Oct. 12	W	4-2	ST. LOUIS
Oct. 14	L	1-2	Washington
Oct. 15	L	2-8	PHILADELPHIA
Oct. 19	T	3-3	NY Rangers
Oct. 20	L	0-11	Philadelphia
Oct. 22	W	5-2	ATLANTA
Oct. 23	W	3-2	Cleveland
Oct. 26	L	3-4	DETROIT
Oct. 29	L	3-5	BOSTON
Nov. 2	L	1-3	Detroit
Nov. 4	L	2-5	Atlanta
Nov. 5	L	3-4	NY Islanders
Nov. 9	W	5-3	CLEVELAND
Nov. 12	W	7-4	CHICAGO
Nov. 13	T	3-3	Buffalo
Nov. 16	L	4-7	Minnesota
Nov. 19	T	5-5	NY RANGERS
Nov. 22	T	3-3	Vancouver
Nov. 24	L	5-5	Los Angeles
Nov. 26	W	3-2	NY ISLANDERS
Nov. 29	L	1-9	Montreal
Nov. 30	W	6-4	DETROIT
Dec. 3	T	4-4	BUFFALO
Dec. 4	W	4-2	Washington
Dec. 6	T	3-3	Colorado
Dec. 8	L	3-5	LOS ANGELES
Dec. 10	L	2-6	Boston
Dec. 11	L	1-5	ATLANTA
Dec. 14	L	2-3	St. Louis
Dec. 17	W	5-3	MONTREAL
Dec. 22	T	3-3	Buffalo
Dec. 23	L	2-6	TORONTO
Dec. 26	W	5-4	Toronto
Dec. 28	T	2-2	WASHINGTON
Dec. 29	L	3-4	Montreal
Dec. 31	W	6-3	CLEVELAND
Jan. 2	L	2-3	Washington
Jan. 4	W	8-3	VANCOUVER
Jan. 7	T	3-3	LOS ANGELES
Jan. 9	W	5-3	NY Rangers
Jan. 11	L	6-8	MONTREAL
Jan. 12	T	4-4	Philadelphia
Jan. 14	W	4-2	CLEVELAND
Jan. 18	L	0-1	Atlanta
Jan. 21	L	2-5	WASHINGTON
Jan. 22	W	3-1	NY RANGERS
Jan. 28	T	3-3	BUFFALO
Jan. 29	L	2-8	Boston
Jan. 31	W	5-3	Detroit
Feb. 1	W	6-1	MINNESOTA
Feb. 4	L	1-8	BOSTON
Feb. 7	W	4-2	Colorado
Feb. 11	T	3-3	Los Angeles
Feb. 14	W	2-1	CHICAGO
Feb. 18	T	1-1	LOS ANGELES
Feb. 19	T	2-2	Chicago
Feb. 21	W	5-4	St. Louis
Feb. 22	T	2-2	ST. LOUIS
Feb. 25	L	1-3	PHILADELPHIA
Feb. 26	T	4-4	Buffalo
Mar. 1	L	2-5	MONTREAL
Mar. 4	L	3-6	NY Islanders
Mar. 5	T	3-3	NY ISLANDERS
Mar. 8	W	5-3	COLORADO
Mar. 11	L	1-3	VANCOUVER
Mar. 12	L	1-7	TORONTO
Mar. 14	L	2-4	Los Angeles
Mar. 15	L	4-7	Vancouver
Mar. 18	W	3-2	Toronto
Mar. 19	L	1-9	Chicago
Mar. 21	L	1-7	Minnesota
Mar. 22	L	2-5	COLORADO
Mar. 25	T	2-2	DETROIT
Mar. 29	L	2-6	Montreal
Mar. 30	L	3-6	Boston
Apr. 2	W	6-3	TORONTO
Apr. 5	W	7-2	MINNESOTA
Apr. 6	L	4-6	Detroit
Apr. 8	L	4-6	WASHINGTON
Apr. 9	W	3-2	Cleveland

1978-79 SEASON HIGHLIGHTS

- Montreal hands the Penguins a 12-0 loss on Feb. 22 to set the franchise mark for the greatest margin of defeat.
- Penguins reel off a 10-game unbeaten streak (6-0-4) from March 13 through March 28.
- Penguins set a season record with 34 road points (13 wins, 8 ties).
- George Ferguson scores in overtime to eliminate Buffalo in the preliminary round of the playoffs, 2-1.
- Boston sweeps Pittsburgh, 4-0, in the Quarterfinals.

MAJOR TRADES

- June 13, 1978 - Obtained Randy Carlyle and George Ferguson from Toronto for Dave Burrows.
- June 14, 1978 - Obtained Tom Bladon, Orest Kindrachuk and Ross Lonsberry from Philadelphia for a first round choice in the 1978 Amateur Draft.
- Sept. 6, 1978 - Obtained Gregg Sheppard from Boston in a three-way deal, with Pittsburgh sending Jean Pronovost to Atlanta and Atlanta sending Dick Redmond to Boston.
- Oct. 18, 1978 - Obtained Rod Schutt from Montreal for a first round choice in the 1981 Amateur Draft.
- Feb. 6, 1979 - Obtained Gary McAdam from Buffalo for Dave Schultz.

SCORING

PLAYERS	GP	G	A	PTS	PIM
Greg Malone	80	35	30	65	52
Orest Kindrachuk	79	18	42	60	84
Peter Lee	80	32	26	58	24
Peter Mahovlich	60	14	39	53	39
George Ferguson	80	21	29	50	37
Randy Carlyle	70	13	34	47	78
Ross Lonsberry	80	24	22	46	38
Rick Kehoe	57	27	18	45	2
Rod Schutt	74	24	21	45	33
Ron Stackhouse	75	10	33	43	54
Gregg Sheppard	60	15	22	37	9
Dale Tallon	63	5	24	29	35
Tom Bladon	78	4	23	27	64
Gary McAdam	68	11	14	25	15
Colin Campbell	65	2	18	20	137
Blair Chapman	71	10	8	18	18
Russ Anderson	72	3	13	16	93
Wayne Bianchin	40	7	4	11	20
Jacques Cossette	38	7	2	9	16
Denis Herron	56	0	2	2	18
Kim Davis	1	1	0	1	0
Bob Paradise	14	0	1	1	4
Gordon Laxton	1	0	0	0	0
Jim Hamilton	2	0	0	0	0
Tom Price	2	0	0	0	4
Lex Hudson	2	0	0	0	0
Mike Meeker	4	0	0	0	5
Brian Spencer	7	0	0	0	0
Greg Millen	28	0	0	0	0
Bench					16

GOALTENDING

PLAYERS	(W-L-T)	GP	MP	GA	SO	GAA
Denis Herron	(22-19-12)	56	3208	180	0	3.37
Greg Millen	(14-11-1)	28	1532	86	2	3.37
Gordon Laxton	(0-1-0)	1	60	8	0	8.00
TOTALS	(36-31-13)	80	4800	279	2	3.49

DATE	W-L-T	SCORE	OPPONENT
Oct. 11	L	2-3	TORONTO
Oct. 12	L	2-8	Boston
Oct. 14	T	4-4	BOSTON
Oct. 18	L	3-5	NY ISLANDERS
Oct. 19	L	1-3	Philadelphia
Oct. 21	W	5-1	WASHINGTON
Oct. 25	T	6-6	ST. LOUIS
Oct. 28	L	2-4	ATLANTA
Oct. 29	L	2-3	NY Rangers
Nov. 1	L	4-6	Washington
Nov. 3	L	0-2	Atlanta
Nov. 4	W	7-3	DETROIT
Nov. 8	W	6-3	COLORADO
Nov. 9	T	4-4	Buffalo
Nov. 11	L	1-2	NY RANGERS
Nov. 16	W	6-3	Vancouver
Nov. 18	W	3-1	Los Angeles
Nov. 22	L	2-3	MONTREAL
Nov. 23	L	4-8	Montreal
Nov. 25	L	1-3	PHILADELPHIA
Nov. 26	L	2-8	Toronto
Nov. 29	W	5-3	WASHINGTON
Dec. 1	W	7-4	Washington
Dec. 2	W	5-2	CHICAGO
Dec. 5	T	3-3	NY Islanders
Dec. 6	W	6-4	TORONTO
Dec. 8	T	3-3	Montreal
Dec. 9	T	4-4	BUFFALO
Dec. 13	W	3-1	ST. LOUIS
Dec. 14	L	1-2	Philadelphia
Dec. 16	W	6-5	VANCOUVER
Dec. 17	T	3-3	Chicago
Dec. 21	W	4-1	Los Angeles
Dec. 23	L	3-5	Minnesota
Dec. 27	W	5-2	LOS ANGELES
Dec. 30	W	3-1	DETROIT
Dec. 31	W	5-4	Detroit
Jan. 3	L	3-5	VANCOUVER
Jan. 5	T	3-3	Atlanta
Jan. 6	L	3-4	LOS ANGELES
Jan. 10	W	3-2	MONTREAL
Jan. 13	W	5-3	BOSTON
Jan. 14	W	5-4	Buffalo
Jan. 16	W	5-1	MINNESOTA
Jan. 17	L	1-4	Detroit
Jan. 20	L	2-5	WASHINGTON
Jan. 24	L	1-4	Los Angeles
Jan. 25	L	3-5	Colorado
Jan. 27	W	5-3	LOS ANGELES
Jan. 31	L	1-4	MONTREAL
Feb. 3	W	4-2	DETROIT
Feb. 4	L	3-8	Detroit
Feb. 15	W	6-5	MINNESOTA
Feb. 17	W	6-3	BUFFALO
Feb. 18	L	2-6	Detroit
Feb. 21	W	3-1	MONTREAL
Feb. 22	L	0-12	Montreal
Feb. 24	W	5-1	CHICAGO
Feb. 25	T	2-2	Chicago
Feb. 28	W	5-3	COLORADO
Mar. 3	L	4-8	St. Louis
Mar. 4	W	7-2	Colorado
Mar. 7	L	0-4	LOS ANGELES
Mar. 10	W	3-2	PHILADELPHIA
Mar. 11	L	0-4	Toronto
Mar. 13	W	9-3	Vancouver
Mar. 14	T	3-3	Los Angeles
Mar. 17	W	5-2	Washington
Mar. 18	W	5-1	NY Rangers
Mar. 21	T	2-2	WASHINGTON
Mar. 22	W	3-1	Boston
Mar. 24	T	3-3	NY Islanders
Mar. 25	T	2-2	NY ISLANDERS
Mar. 27	W	5-1	Minnesota
Mar. 28	W	7-1	NY RANGERS
Mar. 31	L	3-5	Montreal
Apr. 1	L	2-7	ATLANTA
Apr. 3	W	3-2	St. Louis
Apr. 7	W	4-3	DETROIT
Apr. 18	L	2-5	Washington

1979-80 SEASON HIGHLIGHTS

- Greg Malone records six assists vs. Quebec on Nov. 28.
- Penguins wear black and gold uniforms for the first time vs. St. Louis on Jan. 30.
- Penguins defeat New York Islanders, 4-3, on Jan. 3 to gain first place in the Norris Division for the first time in club history.
- Olympian Mark Johnson makes his Penguin debut on March 2 vs. NY Islanders and scores his first NHL goal on March 23 vs. Winnipeg.

MAJOR TRADES

- Aug. 3, 1979 - Obtained Nick Libett from Detroit for Pete Mahovich.
- Aug. 30, 1979 - Obtained Bob Holland and Pat Hughes from Montreal for Denis Herron and a second round choice in the 1982 Entry Draft.
- Nov. 13, 1979 - Obtained Bob Stewart from St. Louis for Blair Chapman.

SCORING

PLAYERS	GP	G	A	PTS	PIM
Rick Kehoe	79	30	30	60	4
Greg Malone	51	19	32	51	46
George Ferguson	73	21	28	49	36
Orest Kindrachuk	52	17	29	46	63
Peter Lee	74	16	29	45	20
Gary McAdam	78	19	22	41	63
Rod Schutt	73	18	21	39	43
Greg Sheppard	76	13	24	37	20
Randy Carlyle	67	8	28	36	45
Ross Lonsberry	76	15	18	33	36
Ron Stackhouse	78	6	27	33	36
Pat Hughes	76	18	14	32	78
Russ Anderson	76	5	22	27	150
Nick Libett	78	14	12	26	14
Paul Marshall	46	9	12	21	9
Mario Faubert	49	5	13	18	31
Dale Tallon	32	5	9	14	18
Bob Stewart	75	3	8	11	56
Kim Davis	24	3	7	10	43
Mark Johnson	17	3	5	8	4
Tom Bladen	57	2	6	8	35
Greg Millen	44	0	3	3	14
Kim Clackson	46	0	3	3	166
Jim Hamilton	10	2	0	2	0
Nick Ricci	4	0	0	0	0
Rob Holland	34	0	0	0	2
Bench					10

GOALTENDING

PLAYERS	(W-L-T)	GP	MP	GA	SO	GAA
Nick Ricci	(2-2-0)	4	240	14	0	3.50
Greg Millen	(18-18-7)	44	2586	157	2	3.64
Rob Holland	(10-17-6)	34	1974	126	1	3.83
TOTALS	(30-37-13)	80	4800	303	3	3.79

DATE	W-L-T	SCORE	OPPONENT
Oct. 10	W	4-2	WINNIPEG
Oct. 13	T	3-3	HARTFORD
Oct. 14	W	4-1	Boston
Oct. 17	L	4-5	LOS ANGELES
Oct. 20	W	5-1	WASHINGTON
Oct. 21	L	3-6	NY RANGERS
Oct. 24	L	3-7	Buffalo
Oct. 25	L	5-8	Montreal
Oct. 31	W	4-2	COLORADO
Nov. 3	T	3-3	ATLANTA
Nov. 7	T	3-3	MONTREAL
Nov. 10	L	1-6	BOSTON
Nov. 11	W	4-1	NY Rangers
Nov. 15	T	3-3	Los Angeles
Nov. 16	L	2-5	Vancouver
Nov. 18	W	3-2	Winnipeg
Nov. 21	W	5-2	ST. LOUIS
Nov. 23	L	1-4	Atlanta
Nov. 24	W	5-3	NY RANGERS
Nov. 28	W	7-2	QUEBEC
Nov. 30	L	5-7	Hartford
Dec. 1	W	5-4	COLORADO
Dec. 5	T	3-3	VANCOUVER
Dec. 7	W	5-3	Washington
Dec. 8	T	3-3	CHICAGO
Dec. 11	T	3-3	St. Louis
Dec. 12	T	3-3	NY ISLANDERS
Dec. 15	T	3-3	NY Islanders
Dec. 16	L	1-4	Quebec
Dec. 19	T	0-0	Chicago
Dec. 20	T	1-1	Philadelphia
Dec. 22	L	3-4	NY RANGERS
Dec. 26	W	6-4	DETROIT
Dec. 28	W	4-2	Atlanta
Dec. 29	W	3-2	ATLANTA
Dec. 31	L	2-4	Minnesota
Jan. 2	W	5-3	MONTREAL
Jan. 3	W	4-3	NY Islanders
Jan. 5	L	4-5	BUFFALO
Jan. 7	L	5-9	Toronto
Jan. 9	W	4-2	VANCOUVER
Jan. 12	L	2-3	CHICAGO
Jan. 16	W	6-4	TORONTO
Jan. 18	L	1-7	Hartford
Jan. 19	L	2-5	EDMONTON
Jan. 23	L	3-4	Edmonton
Jan. 24	L	1-4	Colorado
Jan. 26	L	4-6	BOSTON
Jan. 27	W	5-3	Boston
Jan. 30	L	3-4	ST. LOUIS
Jan. 31	L	3-4	Detroit
Feb. 2	L	0-4	PHILADELPHIA
Feb. 7	L	0-9	Buffalo
Feb. 9	L	2-5	MINNESOTA
Feb. 10	L	2-3	Chicago
Feb. 14	W	4-2	Toronto
Feb. 16	L	1-8	Montreal
Feb. 17	L	5-6	Philadelphia
Feb. 20	W	7-5	DETROIT
Feb. 23	W	2-1	QUEBEC
Feb. 24	L	0-2	Quebec
Feb. 27	W	3-2	Winnipeg
Mar. 2	T	0-0	NY ISLANDERS
Mar. 3	L	1-5	St. Louis
Mar. 5	L	3-5	TORONTO
Mar. 8	W	5-4	EDMONTON
Mar. 9	L	2-6	Detroit
Mar. 11	L	3-4	PHILADELPHIA
Mar. 12	W	4-2	LOS ANGELES
Mar. 15	W	5-2	MINNESOTA
Mar. 18	L	3-4	Minnesota
Mar. 21	L	2-9	Edmonton
Mar. 23	W	4-2	Winnipeg
Mar. 25	W	4-2	Vancouver
Mar. 27	T	2-2	Los Angeles
Mar. 28	L	0-5	Colorado
Mar. 30	W	4-1	WASHINGTON
Apr. 1	L	2-6	Washington
Apr. 2	W	6-4	HARTFORD
Apr. 5	L	1-9	BUFFALO

1980-81 SEASON HIGHLIGHTS

- Ed Johnston is named head coach of the Penguins on July 15.
- Paul Gardner scores four goals vs. Philadelphia on Dec. 13, becoming the first player in Penguins history to accomplish this feat.
- Penguins set franchise record with six consecutive victories from Feb. 22 to March 4.
- Rick Kehoe's 55 goals set a single-season franchise record.
- St. Louis's Mike Crombeen scores at 5:16 of the second OT to give St. Louis a 4-3 win in the deciding game of the preliminary playoff round.
- Randy Carlyle is named First Team All-Star.
- Rick Kehoe wins the Lady Byng Trophy and Randy Carlyle wins the James Norris Trophy.

MAJOR TRADES

- Nov. 18, 1980 - Obtained Paul Gardner and Dave Burrows from Toronto for Paul Marshall and Kim Davis.
- Jan. 2, 1981 - Obtained Gary Rissling from Washington for a fifth round choice in the 1981 Entry Draft.
- March 10, 1981 - Obtained Pat Price from Edmonton for Pat Hughes.

SCORING

PLAYERS	GP	G	A	PTS	PIM
Rick Kehoe	80	55	33	88	6
Randy Carlyle	76	16	67	83	136
Paul Gardner	62	34	40	74	59
Peter Lee	80	30	34	64	86
Rod Schutt	80	25	35	60	55
Mario Faubert	72	8	44	52	118
Greg Malone	62	21	29	50	68
Ross Lonsberry	80	17	33	50	76
George Ferguson	79	25	18	43	42
Pat Price	72	8	34	42	226
Errol Thompson	73	20	20	40	64
Ron Stackhouse	74	6	29	35	86
Mark Johnson	73	10	23	33	50
Gregg Sheppard	47	11	17	28	49
Pat Hughes	58	10	9	19	161
Paul Baxter	51	5	14	19	204
Russ Anderson	34	3	14	17	112
Nick Libett	44	6	6	12	4
Orest Kindrachuk	13	3	9	12	34
Gary McAdam	34	3	9	12	30
Marc Chorney	8	1	6	7	14
Jim Hamilton	20	1	6	7	18
Paul Marshall	13	3	0	3	4
Mike Bullard	15	1	2	3	19
Dave Burrows	59	0	2	2	20
Greg Millen	63	0	2	2	6
Kim Davis	8	1	0	1	4
Gary Rissling	26	1	0	1	143
Bennett Wolf	24	0	1	1	94
Gilles Lupien	31	0	1	1	34
Tony Feltrin	2	0	0	0	0
Nick Ricci	9	0	0	0	2
Rob Holland	10	0	0	0	0

GOALTENDING

PLAYERS	(W-L-T)	GP	MP	GA	SO	GAA
Nick Ricci	(4-5-0)	9	540	35	0	3.89
Greg Millen	(25-27-10)	63	3721	258	0	4.16
Rob Holland	(1-5-3)	10	539	45	0	5.01
TOTALS	(30-37-13)	80	4800	345	0	4.31

DATE	W-L-T	SCORE	OPPONENT
Oct. 9	L	4-7	Philadelphia
Oct. 11	W	5-4	WINNIPEG
Oct. 12	W	6-3	NY Rangers
Oct. 15	L	2-5	HARTFORD
Oct. 18	L	2-4	BUFFALO
Oct. 21	L	5-8	Toronto
Oct. 22	W	9-3	ST. LOUIS
Oct. 25	L	2-8	CALGARY
Oct. 29	T	1-1	Buffalo
Oct. 31	W	6-5	Winnipeg
Nov. 1	L	3-6	Minnesota
Nov. 3	T	4-4	Edmonton
Nov. 5	L	1-2	TORONTO
Nov. 8	W	5-3	DETROIT
Nov. 9	L	4-7	Boston
Nov. 12	L	1-3	WASHINGTON
Nov. 14	T	3-3	NY Rangers
Nov. 15	L	4-7	BOSTON
Nov. 19	L	2-3	MINNESOTA
Nov. 22	W	4-2	COLORADO
Nov. 26	L	4-7	VANCOUVER
Nov. 27	T	3-3	Boston
Nov. 29	L	2-4	NY RANGERS
Dec. 3	T	4-4	Toronto
Dec. 4	W	3-2	Montreal
Dec. 6	W	6-4	CHICAGO
Dec. 7	L	1-10	Buffalo
Dec. 10	W	4-3	MONTREAL
Dec. 12	W	6-2	Washington
Dec. 13	L	5-6	PHILADELPHIA
Dec. 17	T	3-3	Los Angeles
Dec. 19	L	4-10	Vancouver
Dec. 20	T	3-3	Calgary
Dec. 23	L	3-6	St. Louis
Dec. 26	L	7-9	Hartford
Dec. 27	W	6-4	QUEBEC
Dec. 31	L	1-3	Detroit
Jan. 3	W	6-4	DETROIT
Jan. 4	L	2-3	Chicago
Jan. 7	W	7-3	NY ISLANDERS
Jan. 8	L	2-4	Montreal
Jan. 10	L	3-5	CHICAGO
Jan. 13	L	3-6	NY Islanders
Jan. 14	W	6-3	ST. LOUIS
Jan. 17	W	5-4	LOS ANGELES
Jan. 21	L	0-5	PHILADELPHIA
Jan. 24	W	4-3	CALGARY
Jan. 27	L	1-7	St. Louis
Jan. 28	W	3-1	MINNESOTA
Jan. 31	T	4-4	Washington
Feb. 2	L	4-8	Chicago
Feb. 4	W	3-2	Winnipeg
Feb. 6	L	4-6	Colorado
Feb. 7	L	4-5	Calgary
Feb. 12	W	5-3	NY ISLANDERS
Feb. 14	T	2-2	VANCOUVER
Feb. 17	L	1-4	Philadelphia
Feb. 19	W	6-2	HARTFORD
Feb. 21	L	1-6	BUFFALO
Feb. 22	W	9-4	COLORADO
Feb. 25	W	4-3	WINNIPEG
Feb. 26	W	7-5	Washington
Feb. 28	W	6-4	NY RANGERS
Mar. 2	W	5-4	Quebec
Mar. 4	W	6-5	LOS ANGELES
Mar. 7	L	5-8	Minnesota
Mar. 8	W	6-4	EDMONTON
Mar. 11	L	1-2	MONTREAL
Mar. 14	T	3-3	QUEBEC
Mar. 16	L	6-7	Edmonton
Mar. 17	L	3-4	Vancouver
Mar. 19	T	4-4	Los Angeles
Mar. 21	W	3-1	Colorado
Mar. 25	W	5-2	TORONTO
Mar. 28	T	4-4	NY Islanders
Mar. 29	L	2-5	EDMONTON
Mar. 31	L	1-5	Quebec
Apr. 2	T	1-1	Detroit
Apr. 4	L	2-5	BOSTON
Apr. 5	W	5-4	Hartford

1981-82 SEASON HIGHLIGHTS

- Michel Dion is named starting goalie in NHL All-Star Game.
- Penguins break the New York Islanders' 15-game winning streak with a 4-3 victory on Feb. 21.
- Penguins score 99 power play goals to lead NHL.
- Mike Bullard's 37 goals are the most ever by a Penguins rookie.
- Paul Baxter sets a franchise record with 409 penalty minutes.

MAJOR TRADES

- June 29, 1981 - Obtained Pat Boutette and Kevin McClelland from Hartford as compensation for Hartford's signing of free agent Greg Millen.
- June 30, 1981 - Signed Michel Dion as a free agent.
- Sept. 11, 1981 - Obtained Paul Harrison from Toronto for future considerations.
- Dec. 29, 1981 - Obtained Rick MacLeish from Hartford for Russ Anderson.
- Feb. 14, 1982 - Obtained Gary Edwards from St. Louis for an eighth round choice in the 1984 Entry Draft.

SCORING

PLAYERS	GP	G	A	PTS	PIM
Rick Kehoe	71	33	52	85	8
Randy Carlyle	73	11	64	75	131
Pat Boutette	80	23	51	74	230
Paul Gardner	59	36	33	69	28
Mike Bullard	75	37	27	64	91
George Ferguson	71	22	31	53	45
Rick MacLeish	74	19	28	47	44
Paul Baxter	76	9	34	43	409
Greg Malone	78	15	24	39	125
Pat Price	77	7	31	38	322
Peter Lee	74	18	16	34	98
Doug Shedden	38	10	15	25	12
Gregg Sheppard	58	11	10	21	35
Mark Johnson	46	10	11	21	30
Ron Stackhouse	76	2	19	21	102
Rod Schutt	35	9	12	21	42
Andre St. Laurent	34	10	9	19	32
Bob Simpson	26	9	9	18	4
Steve Gatzos	16	6	8	14	14
Pat Graham	42	6	8	14	55
Mario Faubert	14	4	8	12	14
Greg Hotham	28	4	6	10	16
Jim Hamilton	11	5	3	8	2
Paul Mulvey	27	1	7	8	76
Marc Chorney	60	1	6	7	63
Kevin McClelland	10	1	4	5	4
Randy Boyd	23	0	2	2	49
Russ Anderson	31	0	1	1	98
Michel Dion	62	0	1	1	4
Dave Hannan	1	0	0	0	0
Bennett Wolf	1	0	0	0	2
Nick Ricci	3	0	0	0	0
Tony Feltrin	5	0	0	0	4
Gary Edwards	6	0	0	0	2
Paul Harrison	13	0	0	0	0
Gary Rissling	16	0	0	0	55
Bench					10

GOALTENDING

PLAYERS	(W-L-T)	GP	MP	GA	SO	GAA
Gary Edwards	(3-2-1)	6	360	22	1	3.67
Michel Dion	(25-24-12)	62	3580	226	0	3.79
Nick Ricci	(0-3-0)	3	160	14	0	5.25
Paul Harrison	(3-7-0)	13	700	64	0	5.49
TOTAL	(31-36-13)	80	4800	337	1	4.21

DATE	W-L-T	SCORE	OPPONENT
Oct. 6	L	2-6	St. Louis
Oct. 7	T	5-5	Chicago
Oct. 10	W	2-1	QUEBEC
Oct. 11	L	2-8	Philadelphia
Oct. 14	L	1-4	NY ISLANDERS
Oct. 17	W	5-2	MINNESOTA
Oct. 18	L	2-3	Detroit
Oct. 20	W	5-3	COLORADO
Oct. 22	T	3-3	Calgary
Oct. 23	L	3-8	Edmonton
Oct. 25	W	6-4	Vancouver
Oct. 28	L	3-5	TORONTO
Oct. 29	L	4-6	Philadelphia
Oct. 31	W	3-1	BUFFALO
Nov. 4	W	6-3	NY RANGERS
Nov. 7	W	7-2	PHILADELPHIA
Nov. 11	W	3-2	Washington
Nov. 14	T	3-3	Boston
Nov. 18	W	6-1	ST. LOUIS
Nov. 20	T	3-3	TORONTO
Nov. 21	L	5-9	Montreal
Nov. 24	W	7-1	Quebec
Nov. 25	W	2-1	MONTREAL
Nov. 28	W	5-3	DETROIT
Dec. 1	W	4-2	WINNIPEG
Dec. 5	L	1-3	St. Louis
Dec. 6	L	4-7	Buffalo
Dec. 9	L	1-4	PHILADELPHIA
Dec. 12	W	7-4	WASHINGTON
Dec. 14	L	4-5	NY Rangers
Dec. 16	W	7-6	LOS ANGELES
Dec. 19	T	3-3	NY RANGERS
Dec. 20	L	1-3	Philadelphia
Dec. 23	T	4-4	Toronto
Dec. 26	L	5-7	BUFFALO
Dec. 27	L	3-5	NY Rangers
Dec. 30	W	6-2	WASHINGTON
Jan. 2	W	9-4	HARTFORD
Jan. 3	W	6-4	Hartford
Jan. 6	L	3-6	Chicago
Jan. 7	L	4-5	Detroit
Jan. 9	W	4-3	VANCOUVER
Jan. 13	L	1-6	Winnipeg
Jan. 16	L	0-4	Calgary
Jan. 17	T	3-3	Vancouver
Jan. 20	W	5-4	BOSTON
Jan. 21	L	1-6	NY Islanders
Jan. 23	T	5-5	PHILADELPHIA
Jan. 26	L	2-9	NY Islanders
Jan. 27	L	3-6	NY ISLANDERS
Jan. 30	W	2-1	WINNIPEG
Jan. 31	L	3-8	Washington
Feb. 2	L	6-9	MINNESOTA
Feb. 6	L	4-6	WASHINGTON
Feb. 7	L	4-5	Philadelphia
Feb. 10	T	3-3	HARTFORD
Feb. 11	L	2-4	Montreal
Feb. 13	T	3-3	LOS ANGELES
Feb. 16	L	2-6	NY Islanders
Feb. 17	L	3-5	NY RANGERS
Feb. 20	W	6-5	PHILADELPHIA
Feb. 21	W	4-3	NY ISLANDERS
Feb. 25	L	2-4	NY Islanders
Feb. 27	L	1-4	EDMONTON
Feb. 28	W	4-2	NY Rangers
Mar. 3	L	2-3	BOSTON
Mar. 6	W	6-4	Quebec
Mar. 7	T	4-4	CALGARY
Mar. 10	W	7-2	Washington
Mar. 13	W	6-2	COLORADO
Mar. 15	L	3-4	Minnesota
Mar. 17	L	4-10	Edmonton
Mar. 20	L	5-7	Los Angeles
Mar. 21	W	6-1	Colorado
Mar. 24	L	2-7	NY RANGERS
Mar. 27	T	3-3	CHICAGO
Mar. 28	W	6-5	Washington
Mar. 31	T	4-4	WASHINGTON
Apr. 2	W	7-5	NY Rangers
Apr. 4	W	7-2	NY ISLANDERS

1982-83 SEASON HIGHLIGHTS

- Pat Boutette records hat tricks on Oct. 12 vs. Vancouver and Oct. 27 vs. Washington.
- Denis Herron records his fourth shutout as a Penguin on Dec. 4 in a 0-0 tie with Philadelphia.
- Rick Kehoe is named to the Prince of Wales Conference All-Star Team.
- Penguins lose 11 in a row from Jan. 22 through Feb. 10 and are winless in 18 games (0-17-1) from Jan. 2 through Feb. 10.
- Penguins allow a franchise record 394 goals against.

MAJOR TRADES

- Sept. 15, 1982 - Obtained Denis Herron from Montreal for a third round choice in the 1985 Entry Draft.
- Oct. 28, 1982 - Obtained Ron Meighan and Anders Hakansson from Minnesota for George Ferguson and a first round choice in the 1983 Entry Draft.
- Nov. 8, 1982 - Obtained Stan Jonathan from Boston for future considerations.

SCORING

PLAYERS	GP	G	A	PTS	PIM
Doug Shedden	80	24	43	67	54
Rick Kehoe	75	29	36	65	12
Greg Malone	80	17	44	61	82
Pat Boutette	80	27	29	56	152
Randy Carlyle	61	15	41	56	110
Paul Gardner	70	28	27	55	12
Mike Bullard	57	22	22	44	60
Dave Hannan	74	11	22	33	127
Paul Baxter	75	11	21	32	238
Greg Hotham	58	2	30	32	39
Peter Lee	63	13	13	26	10
Andre St. Laurent	70	13	9	22	105
Anders Hakansson	67	9	12	21	35
Randy Boyd	56	4	14	18	71
Steve Gatzos	44	6	7	13	52
Pat Price	38	1	11	12	104
Kevin McClelland	38	5	4	9	73
Gary Rissling	40	5	4	9	128
Marc Chorney	67	3	5	8	66
Ron Meighan	41	2	6	8	16
Tony Feltrin	32	3	3	6	40
Pat Graham	20	1	5	6	16
Tim Hrynewich	30	2	3	5	48
Doug Lecuyer	12	1	4	5	12
Rick MacLeish	6	0	5	5	2
Rod Buskas	41	2	2	4	102
Stan Jonathan	20	0	3	3	13
Jim Hamilton	5	0	2	2	2
Michel Dion	49	0	2	2	8
Bob Simpson	4	1	0	1	0
Denis Herron	31	0	1	1	14
Rob Garner	1	0	0	0	0
Brian Lundberg	1	0	0	0	2
Nick Ricci	3	0	0	0	0
Roberto Romano	3	0	0	0	0
Rich Sutter	4	0	0	0	0
Rod Schutt	5	0	0	0	0
Bennett Wolf	5	0	0	0	37
George Ferguson	7	0	0	0	2
Ian Turnbull	7	0	0	0	4
Bench					20

GOALTENDING

PLAYERS	(W-L-T)	GP	MP	GA	SO	GAA
Michel Dion	(12-30-4)	49	2791	198	0	4.26
Denis Herron	(5-18-5)	31	1707	151	1	5.31
Nick Ricci	(1-2-0)	3	147	16	0	6.53
Roberto Romano	(0-3-0)	3	155	18	0	6.97
TOTALS	(18-53-9)	80	4800	394	1	4.93

DATE	W-L-T	SCORE	OPPONENT
Oct. 5	T	3-3	New Jersey
Oct. 9	L	3-5	NY RANGERS
Oct. 10	L	3-4	Boston
Oct. 12	W	5-4	VANCOUVER
Oct. 14	L	0-9	NY Islanders
Oct. 16	L	5-6	NEW JERSEY
Oct. 20	L	3-5	ST. LOUIS
Oct. 21	L	4-8	Quebec
Oct. 23	W	4-2	PHILADELPHIA
Oct. 27	W	7-5	WASHINGTON
Oct. 28	L	2-9	Philadelphia
Oct. 30	L	1-4	CALGARY
Oct. 31	L	2-6	NY Rangers
Nov. 2	W	3-1	NY Islanders
Nov. 4	T	4-4	New Jersey
Nov. 6	L	2-6	Los Angeles
Nov. 10	W	5-4	EDMONTON
Nov. 13	L	1-3	CALGARY
Nov. 14	T	6-6	Buffalo
Nov. 17	W	4-3	HARTFORD
Nov. 20	W	4-3	BOSTON
Nov. 24	W	4-3	TORONTO
Nov. 26	T	6-6	Minnesota
Nov. 27	L	3-5	St. Louis
Dec. 1	L	2-4	CHICAGO
Dec. 2	L	4-5	Washington
Dec. 4	T	0-0	PHILADELPHIA
Dec. 8	W	4-2	BUFFALO
Dec. 11	L	4-7	QUEBEC
Dec. 12	L	3-4	Philadelphia
Dec. 15	T	4-4	DETROIT
Dec. 18	L	1-3	WASHINGTON
Dec. 20	L	3-6	NY Rangers
Dec. 21	W	3-2	Hartford
Dec. 23	L	4-6	Detroit
Dec. 26	W	4-3	NY RANGERS
Dec. 28	L	3-6	Washington
Dec. 29	L	5-6	ST. LOUIS
Jan. 1	W	2-1	NY ISLANDERS
Jan. 2	L	1-5	Montreal
Jan. 7	L	2-7	Edmonton
Jan. 9	L	3-4	Winnipeg
Jan. 12	L	0-7	MINNESOTA
Jan. 13	L	1-8	Philadelphia
Jan. 15	L	7-8	MONTREAL
Jan. 19	T	1-1	NEW JERSEY
Jan. 22	L	3-7	QUEBEC
Jan. 24	L	2-8	Toronto
Jan. 26	L	2-6	WASHINGTON
Jan. 28	L	2-7	Washington
Jan. 29	L	1-2	NY RANGERS
Jan. 31	L	2-3	New Jersey
Feb. 2	L	4-7	Chicago
Feb. 4	L	4-6	Winnipeg
Feb. 5	L	4-7	Calgary
Feb. 9	L	2-6	VANCOUVER
Feb. 10	L	3-7	Boston
Feb. 12	W	6-4	LOS ANGELES
Feb. 15	L	3-7	DETROIT
Feb. 17	L	1-4	NY Islanders
Feb. 19	L	7-10	EDMONTON
Feb. 21	L	2-4	Toronto
Feb. 23	W	6-4	WINNIPEG
Feb. 24	L	3-6	Philadelphia
Feb. 26	W	5-4	NEW JERSEY
Feb. 28	L	3-9	NY Rangers
Mar. 1	T	3-3	NY RANGERS
Mar. 4	L	2-10	Buffalo
Mar. 6	L	3-5	PHILADELPHIA
Mar. 10	L	3-4	NY ISLANDERS
Mar. 12	W	7-2	Hartford
Mar. 13	L	3-4	CHICAGO
Mar. 16	L	2-3	Minnesota
Mar. 19	W	7-4	Los Angeles
Mar. 21	L	3-7	Vancouver
Mar. 26	T	4-4	Washington
Mar. 27	L	1-4	NY ISLANDERS
Mar. 30	W	3-2	MONTREAL
Apr. 2	L	3-6	NY Islanders
Apr. 3	L	3-5	NEW JERSEY

1983-84 SEASON HIGHLIGHTS

- Lou Angotti is named head coach on July 20, 1983.
- Penguins finish 16-58-6 for 38 points, their worst record ever and worst overall record in the NHL.
- Mike Bullard scores 51 goals, becoming only the fourth player in Penguins' history to score 50 or more.

MAJOR TRADES

- Oct. 23, 1983 - Obtained Andy Brickley, Ron Flockhart, Mark Taylor and a first round choice in the 1984 Entry Draft from Philadelphia for Rich Sutter and second and third round choices in the 1984 Entry Draft.
- Dec. 5, 1983 - Obtained Tom Roulston from Edmonton for Kevin McClelland and a sixth round choice in the 1984 Entry Draft.
- Jan. 26, 1984 - Obtained Kevin McCarthy from Vancouver for a third round choice in the 1984 Entry Draft.
- Mar. 5, 1984 - Obtained Moe Mantha and a first round choice in the 1984 Entry Draft From Winnipeg for Randy Carlyle.

SCORING

PLAYERS	GP	G	A	PTS	PIM
Mike Bullard	76	51	41	92	57
Doug Sheddin	67	22	35	57	20
Mark Taylor	60	24	31	55	24
Ron Flockhart	76	27	21	48	44
Rick Kehoe	57	18	27	45	8
Tom Roulston	77	16	24	40	24
Pat Boutette	73	14	26	40	142
Andy Brickley	50	18	20	38	9
Kevin McCarthy	78	6	30	36	113
Greg Hotham	76	5	25	30	59
Randy Carlyle	50	3	23	26	82
Bob Errey	65	9	13	22	29
Norm Schmidt	34	6	12	18	12
Bryan Maxwell	48	3	15	18	111
Gary Rissling	47	4	13	17	297
Tom O'Regan	51	4	10	14	8
Greg Fox	73	2	10	12	97
Tim Hryniewicz	25	4	5	9	34
Marty McSorley	72	2	7	9	224
Tom Thornbury	14	1	8	9	16
Warren Young	15	1	7	8	19
Steve Gatzos	23	3	3	6	15
Kevin McClelland	24	2	4	6	62
Rod Buskas	47	2	4	6	60
Bob Gladney	13	1	5	6	2
Ted Bulley	26	3	2	5	12
Dave Hannan	24	2	3	5	33
Paul Gardner	16	0	5	5	6
Jim Hamilton	11	2	2	4	4
Rod Schutt	11	1	3	4	4
Rocky Saganik	29	1	3	4	37
Darren Lowe	8	1	2	3	0
Andre St. Laurent	8	2	0	2	21
Mitch Lamoreux	8	1	1	2	6
Tim Tookey	8	0	2	2	2
Dean DeFazio	22	0	2	2	28
Greg Tebutt	24	0	2	2	31
Marc Chorney	4	0	1	1	8
Phil Bourque	5	0	1	1	12
Randy Boyd	5	0	1	1	6
Michel Dion	30	0	1	1	2
Grant Sasser	3	0	0	0	0
Vincent Tremblay	4	0	0	0	0
Rich Sutter	5	0	0	0	0
Todd Charlesworth	10	0	0	0	8
Troy Loney	13	0	0	0	9
Roberto Romano	18	0	0	0	0
Denis Herron	38	0	0	0	21
Bench				14	

GOALTENDING

PLAYERS	(W-L-T)	GP	MP	GA	SO	GAA
Denis Herron	(8-24-2)	38	2028	138	1	4.08
Roberto Romano	(6-11-0)	18	1020	78	1	4.59
Michel Dion	(2-19-4)	30	1553	1553	0	5.33
Vincent Tremblay	(0-4-0)	4	240	24	0	6.00
TOTALS	(16-58-6)	80	4840	390	2	4.68

DATE	W-L-T	SCORE	OPPONENT
Oct. 4	L	3-5	St. Louis
Oct. 8	L	1-6	NY RANGERS
Oct. 9	L	1-7	Philadelphia
Oct. 12	L	3-4 *	WINNIPEG
Oct. 14	W	4-1	Washington
Oct. 15	L	4-6	HARTFORD
Oct. 18	L	1-3	BUFFALO
Oct. 22	L	1-6	BOSTON
Oct. 25	L	0-1	WASHINGTON
Oct. 27	W	4-2	Chicago
Oct. 29	L	1-3	PHILADELPHIA
Oct. 30	W	5-3	New Jersey
Nov. 2	W	6-3	Winnipeg
Nov. 3	T	3-3 *	Calgary
Nov. 5	L	3-7	Edmonton
Nov. 8	T	4-4 *	CALGARY
Nov. 11	L	5-6	NY ISLANDERS
Nov. 12	W	4-2	NY Islanders
Nov. 16	L	2-3	TORONTO
Nov. 19	T	4-4 *	ST. LOUIS
Nov. 20	L	4-5	Philadelphia
Nov. 23	W	4-1	NEW JERSEY
Nov. 25	L	2-5	Detroit
Nov. 26	L	4-7	DETROIT
Nov. 29	L	4-6	Minnesota
Dec. 1	L	4-6	MINNESOTA
Dec. 3	L	3-6	PHILADELPHIA
Dec. 6	L	3-5	BOSTON
Dec. 11	T	3-3 *	MONTREAL
Dec. 13	W	3-2	HARTFORD
Dec. 15	L	1-3	Montreal
Dec. 17	L	5-6	LOS ANGELES
Dec. 18	T	3-3 *	Toronto
Dec. 20	L	3-11	NY Islanders
Dec. 21	L	1-6	NY Rangers
Dec. 23	W	6-5 *	New Jersey
Dec. 26	W	7-4	NY RANGERS
Dec. 31	L	0-2	St. Louis
Jan. 3	L	5-7	PHILADELPHIA
Jan. 6	L	1-31	New Jersey
Jan. 7	L	4-7	NEW JERSEY
Jan. 10	L	1-7	Quebec
Jan. 14	L	3-7	Boston
Jan. 15	L	0-2	Chicago
Jan. 18	L	4-5 *	WINNIPEG
Jan. 20	W	6-3	NY Rangers
Jan. 21	L	2-3	WASHINGTON
Jan. 25	L	3-6	NY RANGERS
Jan. 28	L	2-5	Montreal
Jan. 29	L	3-7	Buffalo
Feb. 1	W	4-1	MINNESOTA
Feb. 4	L	5-6	NY Islanders
Feb. 5	L	4-5	NY ISLANDERS
Feb. 8	L	5-6 *	BUFFALO
Feb. 9	L	3-9	Detroit
Feb. 11	W	3-2	NEW JERSEY
Feb. 13	L	1-6	Quebec
Feb. 16	L	3-10	Calgary
Feb. 17	W	4-1	Vancouver
Feb. 19	L	3-7	Edmonton
Feb. 22	L	2-9	EDMONTON
Feb. 25	T	3-3 *	CHICAGO
Feb. 26	L	3-4 *	NY Rangers
Feb. 29	L	5-9	VANCOUVER
Mar. 1	L	1-9	Washington
Mar. 3	W	4-3	LOS ANGELES
Mar. 5	L	2-5	WASHINGTON
Mar. 6	L	5-6	New Jersey
Mar. 8	L	6-8	QUEBEC
Mar. 11	L	3-4	Vancouver
Mar. 13	L	4-6	NY ISLANDERS
Mar. 14	L	6-7	Los Angeles
Mar. 17	W	4-2	Hartford
Mar. 21	W	3-1	TORONTO
Mar. 22	L	4-13	Philadelphia
Mar. 24	L	0-6	Washington
Mar. 25	L	3-4	WASHINGTON
Mar. 28	L	3-5	PHILADELPHIA
Mar. 29	L	4-6	NY Rangers
Apr. 1	L	1-2	NY ISLANDERS

1984-85 SEASON HIGHLIGHTS

- Bob Berry is named head coach on June 4, 1984.
- Penguins draft Mario Lemieux, Doug Bodger and Roger Belanger in the first round of the 1984 Entry Draft on June 9, marking the first time in club history that the Penguins selected more than one player in the first round. Lemieux is the first Penguin to be drafted first overall.
- Penguins win five games in a row from Dec. 5 through Dec. 15.
- Lemieux scores two goals and one assist to win MVP honors at the 1985 All-Star Game in Calgary.
- Penguins place two representatives on the All-Rookie team, Lemieux at center and Warren Young at left wing.
- Lemieux finishes with 100 points (43+57) becoming only the third rookie in NHL history to score 100 or more points in a season.
- Lemieux is the first Penguin to be honored with the Calder Memorial Trophy for Rookie of the Year.
- Young and Lemieux each score 40 goals, the first time two Penguins rookies topped the 40 goal mark in one season.

MAJOR TRADES

- Oct. 11, 1984 - Obtained Randy Hillier from Boston for a fourth round choice in the 1985 Entry Draft.
- Nov. 9, 1984 - Obtained John Chabot from Montreal for Ron Flockhart.
- Nov. 16, 1984 - Obtained Ville Siren from Hartford for Pat Boutette.
- Mar. 12, 1985 - Obtained Jim McGeough from Washington for Mark Taylor.

SCORING

PLAYERS	GP	G	A	PTS	PIM
Mario Lemieux	73	43	57	100	54
Warren Young	80	40	32	72	176
Doug Shedden	80	35	32	67	30
Mike Bullard	68	32	31	63	75
John Chabot	77	9	51	60	14
Wayne Babych	65	20	34	54	35
Moe Mantha	71	11	40	51	54
Doug Bodger	65	5	26	31	67
Andy Brickley	45	7	15	22	10
Randy Hillier	45	2	19	21	56
Mitch Lamoureux	62	11	8	19	53
Gary Rissling	56	10	9	19	209
Kevin McCarthy	64	9	10	19	30
Troy Loney	46	10	8	18	59
Mark Taylor	47	7	10	17	19
Dave Hannan	30	6	7	13	43
Bruce Crowder	26	4	7	11	23
Joe McDonnell	40	2	9	11	20
Rod Buskas	69	2	7	9	191
Todd Charlesworth	67	1	8	9	31
Roger Belanger	44	3	5	8	32
Wally Weir	48	2	6	8	90
Bryan Maxwell	44	0	8	8	57
Jim McGeough	25	3	4	7	16
Greg Fox	26	2	5	7	26
Arto Javanainen	14	4	1	5	2
Ron Flockhart	12	0	5	5	4
Pat Boutette	14	1	3	4	24
Jim Hamilton	11	2	1	3	0
Steve Gatzos	6	0	2	2	2
Rick Kehoe	6	0	2	2	0
Greg Hotham	11	0	2	2	4
Bob Errey	16	0	2	2	7
Michel Dion	10	0	1	1	0
Bob Geale	1	0	0	0	2
Tom O'Regan	1	0	0	0	0
Petteri Lehto	6	0	0	0	4
Mike Rowe	6	0	0	0	7
Brian Ford	8	0	0	0	0
Marty McSorley	15	0	0	0	15
Roberto Romano	31	0	0	0	2
Denis Herron	42	0	0	0	4

GOALTENDING

PLAYERS	(W-L-T)	GP	MP	GA	SO	GAA
Roberto Romano	(9-17-2)	31	1629	120	1	4.42
Denis Herron	(10-22-3)	42	2193	169	1	4.62
Michel Dion	(3-6-0)	10	553	43	0	4.67
Brian Ford	(2-6-0)	8	457	48	0	4.78
TOTALS	(24-51-5)	80	4832	385	2	4.78

DATE	W-L-T	SCORE	OPPONENT
Oct. 11	L	3-4	Boston
Oct. 13	L	3-4	Montreal
Oct. 17	W	4-3	VANCOUVER
Oct. 20	W	3-1	PHILADELPHIA
Oct. 21	L	2-4	Philadelphia
Oct. 24	L	2-5	NEW JERSEY
Oct. 27	W	6-5	MONTREAL
Oct. 30	W	4-3	DETROIT
Oct. 31	W	7-6	New Jersey
Nov. 3	L	5-7	NY RANGERS
Nov. 6	T	3-3 *	EDMONTON
Nov. 8	L	2-6	ST. LOUIS
Nov. 10	L	4-5	NY Islanders
Nov. 14	W	4-3 *	Winnipeg
Nov. 16	L	6-7	Vancouver
Nov. 17	L	3-5	Los Angeles
Nov. 21	T	3-3 *	WASHINGTON
Nov. 22	L	3-9	Hartford
Nov. 24	L	3-5	NEW JERSEY
Nov. 27	T	2-2 *	BUFFALO
Nov. 29	L	3-6	CHICAGO
Dec. 1	L	1-3	Philadelphia
Dec. 2	L	1-9	Washington
Dec. 5	W	7-4	ST. LOUIS
Dec. 7	W	4-3 *	NY Rangers
Dec. 8	W	6-4	CALGARY
Dec. 12	W	4-3	NY ISLANDERS
Dec. 15	W	5-2	Toronto
Dec. 19	L	2-3	NEW JERSEY
Dec. 21	W	4-2	PHILADELPHIA
Dec. 22	L	2-5	NY Islanders
Dec. 26	W	6-5	NY ISLANDERS
Dec. 28	W	4-1	HARTFORD
Dec. 29	L	2-10	Quebec
Dec. 31	T	4-4 *	Detroit
Jan. 2	W	2-1	Toronto
Jan. 4	L	2-7	Buffalo
Jan. 5	L	3-8	QUEBEC
Jan. 9	W	7-4	VANCOUVER
Jan. 12	W	4-3	EDMONTON
Jan. 16	L	4-5	WASHINGTON
Jan. 17	L	2-6	Washington
Jan. 19	W	5-4	CHICAGO
Jan. 21	L	6-7	Winnipeg
Jan. 23	L	3-4	Minnesota
Jan. 25	T	6-6 *	Calgary
Jan. 26	L	3-6	Edmonton
Jan. 30	L	5-6	TORONTO
Feb. 2	L	0-4	NY ISLANDERS
Feb. 7	L	3-6	New Jersey
Feb. 9	L	1-4	NY Islanders
Feb. 10	L	3-4	LOS ANGELES
Feb. 14	L	4-5	Chicago
Feb. 16	L	1-8	QUEBEC
Feb. 18	L	2-8	Philadelphia
Feb. 20	W	6-3	CALGARY
Feb. 22	L	3-8	NY RANGERS
Feb. 23	W	3-1	Minnesota
Feb. 25	L	4-5	MINNESOTA
Feb. 27	L	4-6	WINNIPEG
Mar. 2	W	5-4	NY RANGERS
Mar. 3	L	3-7	NY Rangers
Mar. 5	L	1-6	Los Angeles
Mar. 7	L	0-5	St. Louis
Mar. 9	W	6-5	Boston
Mar. 10	L	4-11	Philadelphia
Mar. 13	L	3-7	BOSTON
Mar. 16	W	5-1	NY RANGERS
Mar. 17	L	3-4	Hartford
Mar. 19	L	3-5	PHILADELPHIA
Mar. 22	L	1-3	Buffalo
Mar. 24	L	3-7	Washington
Mar. 26	L	4-5	NY Rangers
Mar. 27	W	4-3	NEW JERSEY
Mar. 30	L	4-6	New Jersey
Mar. 31	L	2-4	MONTREAL
Apr. 2	L	3-4	NY Islanders
Apr. 3	L	2-3	DETROIT
Apr. 6	L	4-7	WASHINGTON
Apr. 7	L	3-7	Washington

1985-86 SEASON HIGHLIGHTS

- Mario Lemieux gets his first career hat trick on Dec. 31 at St. Louis with four goals.
- Lemieux has points in 28 consecutive games from Jan. 11 through March 15, scoring 59 points (21+38) in that span.
- Penguins tie Russian Dynamo, 3-3, on Jan. 4 at the Civic Arena before a sellout crowd.
- On Feb. 15 vs. Vancouver, Lemieux records his 100th point to become the first Penguin to record consecutive 100 point seasons.

MAJOR TRADES

- Sept. 10, 1985 - Obtained Gilles Meloche from Edmonton for Tim Hrynewich and Marty McSorley.
- Oct. 4, 1985 - Obtained Randy Cunneynworth and Mike Moller from Buffalo for Pat Hughes.
- Oct. 20, 1985 - Obtained future considerations from Quebec for Wayne Babych.
- Mar. 11, 1985 - Obtained Ron Duguay from Detroit for Doug Shedden.

SCORING

PLAYERS	GP	G	A	PTS	PIM
Mario Lemieux	79	48	93	141	43
Mike Bullard	77	41	42	83	69
Moe Mantha	78	15	52	67	102
Doug Shedden	67	32	34	66	32
Terry Ruskowski	72	26	37	63	167
Ron Duguay	80	25	36	61	32
Randy Cunneynworth	75	15	30	45	74
John Chabot	77	14	31	45	6
Doug Bodger	79	4	33	37	63
Dave Hannan	75	17	18	35	91
Willy Lindstrom	71	14	17	31	30
Mike Blaisdell	66	15	14	29	36
Norm Schmidt	66	15	14	29	57
Jim Johnson	80	3	26	29	115
Craig Simpson	76	11	17	28	49
Dan Frawley	69	10	11	21	174
Bob Errey	37	11	6	17	8
Ville Siren	60	4	8	12	32
Troy Loney	47	3	9	12	95
Rod Buskas	72	2	7	9	159
Jim McGeough	17	3	2	5	8
Chris Dahlquist	5	1	2	3	2
Tom O'Regan	9	1	2	3	2
Randy Hillier	28	0	3	3	53
Ted Nolan	18	1	1	2	34
Dwight Mathieson	4	1	0	1	2
Todd Charlesworth	2	0	1	1	0
Gilles Meloche	34	0	1	1	2
Roberto Romano	46	0	1	1	4
Wayne Babych	2	0	0	0	0
Denis Horon	3	0	0	0	0
Joe McDonnell	3	0	0	0	2
Mike Rowe	3	0	0	0	4
Phil Bourque	4	0	0	0	2
Tom Roulston	5	0	0	0	2

GOALTENDING

PLAYERS	(W-L-T)	GP	MP	GA	SO
Roberto Romano	(21-20-3)	46	2683	159	2
Gilles Meloche	(13-15-5)	34	1989	119	0
Denis Herron	(0-3-0)	3	180	14	0
TOTALS	(34-38-8)	80	4852	305	2

DATE	W-L-T	SCORE	OPPONENT
Oct. 10	L	3-5	MONTREAL
Oct. 13	L	2-4	PHILADELPHIA
Oct. 15	W	3-2	MINNESOTA
Oct. 16	T	5-5 *	Chicago
Oct. 19	L	3-4	Quebec
Oct. 23	W	5-4	Toronto
Oct. 24	W	6-4	TORONTO
Oct. 26	T	4-4 *	QUEBEC
Oct. 29	L	3-4	HARTFORD
Oct. 30	L	3-6	Detroit
Nov. 2	T	4-4	Montreal
Nov. 4	L	2-4	NY RANGERS
Nov. 6	L	1-4	WASHINGTON
Nov. 8	L	3-5	New Jersey
Nov. 9	W	3-1	CHICAGO
Nov. 13	W	6-3	Vancouver
Nov. 16	L	3-4 *	Los Angeles
Nov. 19	L	3-4	Washington
Nov. 20	L	1-3	WASHINGTON
Nov. 22	W	8-1	WINNIPEG
Nov. 24	L	4-7	Philadelphia
Nov. 27	W	7-1	TORONTO
Nov. 30	W	5-4	NY RANGERS
Dec. 2	W	6-1	NY Rangers
Dec. 4	W	5-2	DETROIT
Dec. 6	W	3-1	Buffalo
Dec. 7	L	1-5	NEW JERSEY
Dec. 10	L	4-7	NY Islanders
Dec. 11	T	4-4 *	NY ISLANDERS
Dec. 14	L	4-5	Hartford
Dec. 15	W	5-2	NY Rangers
Dec. 17	W	4-3	CALGARY
Dec. 19	W	4-3 *	Minnesota
Dec. 21	L	2-4	PHILADELPHIA
Dec. 22	L	2-3 *	Philadelphia
Dec. 26	W	4-3	BOSTON
Dec. 28	L	2-4	NY ISLANDERS
Dec. 31	W	8-4	St. Louis
Jan. 1	L	4-7	Chicago
Jan. 6	W	4-3	NEW JERSEY
Jan. 8	W	7-3	LOS ANGELES
Jan. 9	L	0-9	NY Islanders
Jan. 11	T	3-3 *	BUFFALO
Jan. 16	W	6-3	NY ISLANDERS
Jan. 18	W	5-2	St. Louis
Jan. 19	W	3-2	MINNESOTA
Jan. 22	W	7-4	Edmonton
Jan. 24	L	3-4	Vancouver
Jan. 25	L	2-5	Calgary
Jan. 28	T	2-2 *	PHILADELPHIA
Jan. 29	W	4-1	New Jersey
Feb. 1	L	3-4	NY Islanders
Feb. 2	L	2-3	Boston
Feb. 8	W	4-1	NEW JERSEY
Feb. 12	W	8-1	WASHINGTON
Feb. 15	W	9-4	VANCOUVER
Feb. 16	T	5-5 *	New Jersey
Feb. 19	W	5-2	WINNIPEG
Feb. 21	W	7-3	Detroit
Feb. 22	L	3-5	ST. LOUIS
Feb. 24	W	6-5 *	LOS ANGELES
Feb. 26	W	5-2	BUFFALO
Feb. 27	L	3-8	NY Rangers
Mar. 1	W	5-1	HARTFORD
Mar. 4	L	3-6	Calgary
Mar. 7	L	3-5	Edmonton
Mar. 9	L	3-5	Winnipeg
Mar. 11	L	3-5	Washington
Mar. 12	L	2-5	BOSTON
Mar. 15	T	2-2 *	NY RANGERS
Mar. 17	L	3-5	WASHINGTON
Mar. 19	W	7-3	New Jersey
Mar. 20	L	1-5	Philadelphia
Mar. 22	W	7-4	Quebec
Mar. 26	L	3-8	EDMONTON
Mar. 29	L	3-4	Montreal
Apr. 1	L	3-5	Washington
Apr. 2	L	2-7	NY ISLANDERS
Apr. 5	L	3-4 *	PHILADELPHIA
Apr. 6	W	5-4 *	NY Rangers

1986-87 SEASON HIGHLIGHTS

- Penguins open their 20th Anniversary Season on Oct. 9 with a 5-4 win over Washington at the Civic Arena.
- Penguins defeat Buffalo, 5-4, in OT on Oct. 22 to extend their record start-of-season winning streak to seven games.
- Penguins record 12 hat tricks during the season, a club record, including six by Mario Lemieux.
- Lemieux scores 107 points (54+53), topping the century mark for the third consecutive season.
- Head coach Bob Berry and assistant Jim Roberts are relieved of coaching duties on April 13.

MAJOR TRADES

- Nov. 12, 1986 - Obtained Dan Quinn from Calgary for Mike Bullard
- Jan. 21, 1987 - Obtained Chris Kontos from New York Rangers for Ron Duguay
- Feb. 6, 1987 - Obtained Pat Riggan from Boston for Roberto Romano.

SCORING

PLAYERS	GP	G	A	PTS	PIM
Mario Lemieux	63	54	53	107	57
Dan Quinn	80	31	49	80	54
Randy Cunneynworth	79	26	27	53	142
Craig Simpson	72	26	25	51	57
Terry Ruskowski	70	14	37	51	147
Doug Bodger	76	11	38	49	52
Moe Mantha	62	9	31	40	44
John Chabot	72	14	22	36	8
Bob Errey	72	16	18	34	46
Jim Johnson	80	5	25	30	116
Dan Frawley	78	14	14	28	218
Kevin LaVallee	33	8	20	28	4
Dave Hannan	58	10	15	25	56
Willy Lindstrom	60	10	13	23	6
Ville Siren	69	5	18	23	50
Warren Young	50	8	13	21	103
Ron Duguay	40	5	13	18	30
Rod Buskas	68	3	15	18	123
Chris Kontos	31	8	9	17	6
Troy Loney	23	8	7	15	22
Randy Hillier	55	4	8	12	97
Mike Bullard	14	2	10	12	17
Dwight Schofield	25	1	6	7	59
Norm Schmidt	20	1	5	6	4
Phil Bourque	22	2	3	5	32
Jim McGeough	11	1	4	5	8
Mitch Wilson	17	2	1	3	83
Lee Giffin	8	1	1	2	0
Mike Blaisdell	10	1	1	2	2
Neil Belland	3	0	1	1	0
Dwight Mathiasen	6	0	1	1	2
Chris Dahlquist	19	0	1	1	22
Pat Riggan	27	0	1	1	2
Gilles Meloche	43	0	1	1	20
Todd Charlesworth	1	0	0	0	0
Alain Lemieux	1	0	0	0	0
Steve Guenette	2	0	0	0	0
Mike Rowe	2	0	0	0	0
Carl Mokosak	3	0	0	0	4
Roberto Romano	25	0	0	0	0
Bench					16

GOALTENDING

PLAYERS	(W-L-T)	GP	MP	GA	SO	GAA
Pat Riggan	(8-6-3)	17	988	55	0	3.34
Gilles Meloche	(13-19-7)	43	2343	134	0	3.43
Roberto Romano	(9-11-2)	25	1438	87	0	3.63
Steve Guenette	(0-2-0)	2	113	8	0	4.25
TOTALS	(30-38-12)	80	4882	290	1	3.49

DATE	W-L-T	SCORE	OPPONENT
Oct. 9	W	5-4	WASHINGTON
Oct. 11	W	6-5 *	NY RANGERS
Oct. 12	W	4-1	Chicago
Oct. 14	W	4-3 *	LOS ANGELES
Oct. 17	W	7-3	Buffalo
Oct. 18	W	8-4	NEW JERSEY
Oct. 22	W	5-4 *	BUFFALO
Oct. 23	L	3-5	Philadelphia
Oct. 25	W	4-2	PHILADELPHIA
Oct. 28	L	2-5	Hartford
Oct. 29	L	6-8	NEW JERSEY
Nov. 1	T	3-3 *	St. Louis
Nov. 4	T	2-2 *	VANCOUVER
Nov. 8	W	4-2	Minnesota
Nov. 9	L	1-2	Detroit
Nov. 12	W	2-1	BOSTON
Nov. 14	L	4-5	New Jersey
Nov. 15	W	5-2	QUEBEC
Nov. 18	L	1-3	Winnipeg
Nov. 20	W	5-2	Calgary
Nov. 22	W	5-4	Washington
Nov. 25	L	1-5	NY Islanders
Nov. 26	L	2-3	NY ISLANDERS
Nov. 29	T	5-5 *	NY RANGERS
Nov. 30	T	2-2 *	NY Rangers
Dec. 5	L	2-4	EDMONTON
Dec. 6	W	5-2	MINNESOTA
Dec. 10	L	4-6	CALGARY
Dec. 12	W	8-3	TORONTO
Dec. 13	L	2-3 *	Toronto
Dec. 17	L	0-3	Los Angeles
Dec. 20	L	4-6	PHILADELPHIA
Dec. 22	T	4-4 *	Montreal
Dec. 23	L	3-4 *	NY Islanders
Dec. 26	T	3-3 *	Buffalo
Dec. 27	T	3-3 *	NY ISLANDERS
Dec. 30	L	3-5	NY RANGERS
Jan. 1	L	3-4 *	Washington
Jan. 3	W	6-3	MONTREAL
Jan. 7	W	5-2	WASHINGTON
Jan. 9	L	2-3	Washington
Jan. 13	T	3-3 *	NY Islanders
Jan. 14	L	3-4	WINNIPEG
Jan. 17	L	2-4	Boston
Jan. 18	L	0-1	DETROIT
Jan. 21	L	5-10	Los Angeles
Jan. 23	W	6-1	Vancouver
Jan. 24	L	2-4	Edmonton
Jan. 27	W	7-5	WASHINGTON
Jan. 29	L	3-5	Philadelphia
Feb. 1	L	6-8	HARTFORD
Feb. 5	L	5-6	Boston
Feb. 7	W	4-1	CHICAGO
Feb. 8	W	2-1 *	New Jersey
Feb. 14	T	3-3 *	VANCOUVER
Feb. 15	L	1-4	NY Rangers
Feb. 17	L	1-3	CALGARY
Feb. 19	T	4-4 *	Philadelphia
Feb. 21	L	5-6	NEW JERSEY
Feb. 22	W	4-2	NY Rangers
Feb. 24	W	5-2	EDMONTON
Feb. 26	L	4-5	NY Islanders
Feb. 28	L	1-2	CHICAGO
Mar. 1	T	5-5 *	ST. LOUIS
Mar. 3	W	8-1	Quebec
Mar. 5	L	2-7	Toronto
Mar. 7	W	7-3	Minnesota
Mar. 8	W	5-3	Winnipeg
Mar. 10	L	3-6	NY ISLANDERS
Mar. 12	W	6-3	QUEBEC
Mar. 14	L	2-3 *	NY RANGERS
Mar. 18	W	5-4	ST. LOUIS
Mar. 20	L	3-4	Washington
Mar. 22	L	1-3	Philadelphia
Mar. 24	T	3-3 *	PHILADELPHIA
Mar. 28	L	4-5	Hartford
Mar. 29	L	1-4	MONTREAL
Mar. 31	L	3-5	New Jersey
Apr. 2	W	6-2	NEW JERSEY
Apr. 4	W	4-3 *	DETROIT

1987-88 SEASON HIGHLIGHTS

- Pierre Creamer is named head coach on June 4.
- Mario Lemieux is named MVP in the NHL All-Star Game in St. Louis after scoring three goals, including the game-winner in OT, and three assists.
- Lemieux sets Penguins season records in goals (70), assists (98), points (168) and power play goals (22).
- Lemieux wins the Art Ross Trophy for scoring and the Hart Memorial Trophy for Most Valuable Player, becoming the first Penguin to win the award.
- Tony Esposito is hired as vice president and general manager on April 14.
- Pierre Creamer is relieved of his coaching duties on June 14.

MAJOR TRADES

- Nov. 24, 1987 - Obtained Paul Coffey, Dave Hunter and Wayne Van Dorp from Edmonton for Craig Simpson, Moe Mantha, Dave Hannan and Chris Joseph.
- Feb. 4, 1988 - Obtained Bryan Erickson from Los Angeles for Chris Kontos.

SCORING

PLAYERS	GP	G	A	PTS	PIM
Mario Lemieux	77	70	98	168	92
Dan Quinn	70	40	39	79	50
Randy Cunneynworth	71	35	39	74	141
Paul Coffey	46	15	52	67	93
Doug Bodger	69	14	31	45	103
Rob Brown	51	24	20	44	56
Dave Hunter	80	14	21	35	83
Charlie Simmer	50	11	17	28	24
Jock Callander	41	11	16	27	45
Craig Simpson	21	13	13	26	34
Bryan Erickson	53	7	19	26	20
Ville Siren	58	1	20	21	62
Dave McLlwain	66	11	8	19	40
Troy Loney	65	5	13	18	151
Phil Bourque	21	4	12	16	20
Dan Frawley	47	6	8	14	152
Randy Hillier	55	1	12	13	144
Jim Johnson	55	1	12	13	87
Rod Buskas	76	4	8	12	206
Steve Gotaas	36	5	6	11	45
Zarley Zalapski	15	3	8	11	7
Moe Mantha	21	2	8	10	23
Bob Errey	17	3	6	9	18
Chris Dahlquist	44	3	6	9	69
Mark Kachowski	38	5	3	8	126
Perry Ganchar	31	3	5	8	36
Wilf Paiement	23	2	6	8	39
Chris Kontos	38	1	7	8	12
Kevin Stevens	16	5	2	7	8
Dave Hannan	21	4	3	7	23
Dwight Mathiasen	23	0	6	6	14
Wayne Van Dorp	25	1	3	4	75
Chris Joseph	17	0	4	4	12
Norm Schmidt	5	1	2	3	0
Todd Charlesworth	6	2	0	2	2
Brad Aitken	5	1	1	2	0
Lee Giffin	19	0	2	2	9
Frank Pietrangelo	21	0	2	2	2
Scott Gruhl	6	1	0	1	0
Pat Mayer	1	0	0	0	4
Dave Goetz	2	0	0	0	2
Warren Young	7	0	0	0	15
Jimmy Mann	9	0	0	0	53
Steve Guenette	19	0	0	0	2
Pat Riggan	22	0	0	0	12
Gilles Meloche	27	0	0	0	0

GOALTENDING

PLAYERS	(W-L-T)	GP	MP	GA	SO	GAA
Steve Guenette	(12-7-0)	19	1092	61	1	3.35
Pat Riggan	(7-8-4)	22	1169	76	0	3.90
Frank Pietrangelo	(9-11-0)	21	1207	80	1	3.98
Gilles Meloche	(8-9-5)	27	1394	95	0	4.09
TOTALS	(36-35-9)	80	4862	316	2	3.90

DATE	W-L-T	SCORE	OPPONENT
Oct. 8	T	4-4 *	NY Rangers
Oct. 9	L	3-6	New Jersey
Oct. 13	W	8-3	BUFFALO
Oct. 15	T	6-6	NY RANGERS
Oct. 17	L	2-3	Montreal
Oct. 18	L	2-3	Philadelphia
Oct. 21	L	4-5	NEW JERSEY
Oct. 23	L	2-5	Detroit
Oct. 24	W	5-3	BUFFALO
Oct. 27	T	4-4 *	LOS ANGELES
Oct. 29	L	0-4	TORONTO
Oct. 31	W	5-4 *	Quebec
Nov. 3	W	5-1	PHILADELPHIA
Nov. 5	W	4-2	NY Islanders
Nov. 7	L	1-4	Boston
Nov. 11	W	3-2	WASHINGTON
Nov. 12	L	2-5	Philadelphia
Nov. 14	W	3-2 *	NY RANGERS
Nov. 17	L	4-6	Vancouver
Nov. 20	L	1-4	Edmonton
Nov. 21	T	4-4 *	Calgary
Nov. 25	W	6-4	QUEBEC
Nov. 27	W	4-2	Washington
Nov. 28	T	5-5 *	WASHINGTON
Dec. 2	L	1-7	NY ISLANDERS
Dec. 5	W	6-3	VANCOUVER
Dec. 9	W	5-2	CALGARY
Dec. 11	W	6-4	NY ISLANDERS
Dec. 12	L	2-5	St. Louis
Dec. 15	L	2-5	PHILADELPHIA
Dec. 17	W	7-4	New Jersey
Dec. 19	W	4-3	NY RANGERS
Dec. 20	W	8-4	NY Rangers
Dec. 23	L	2-6	NEW JERSEY
Dec. 26	W	6-3	DETROIT
Dec. 27	T	3-3 *	Buffalo
Dec. 29	T	4-4 *	BOSTON
Jan. 1	L	3-5	Washington
Jan. 2	L	2-3	NY Islanders
Jan. 5	T	4-4	LOS ANGELES
Jan. 7	L	2-3	BOSTON
Jan. 9	L	4-5 *	Hartford
Jan. 10	L	5-7	Detroit
Jan. 12	T	5-5	NY ISLANDERS
Jan. 15	L	4-5	PHILADELPHIA
Jan. 16	W	4-3	Toronto
Jan. 19	W	6-4	NY Islanders
Jan. 20	W	8-3	Chicago
Jan. 23	W	4-3 *	Montreal
Jan. 25	L	4-6	EDMONTON
Jan. 27	L	1-4	WINNIPEG
Jan. 28	L	3-6	New Jersey
Jan. 30	W	4-2	CHICAGO
Feb. 2	W	3-2 *	WASHINGTON
Feb. 4	W	1-1	MINNESOTA
Feb. 6	W	5-4	HARTFORD
Feb. 7	L	3-6	NY Rangers
Feb. 13	W	7-5	Los Angeles
Feb. 17	L	0-5	Vancouver
Feb. 19	L	3-7	Edmonton
Feb. 21	L	4-5	ST. LOUIS
Feb. 23	L	3-4 *	WINNIPEG
Feb. 25	L	1-2	NY Rangers
Feb. 28	L	5-7	Chicago
Mar. 1	W	8-3	MINNESOTA
Mar. 5	W	8-3	NY ISLANDERS
Mar. 7	W	5-4	Calgary
Mar. 10	L	4-6	St. Louis
Mar. 12	L	3-6	Minnesota
Mar. 13	W	5-4	Winnipeg
Mar. 16	W	5-2	TORONTO
Mar. 19	W	7-1	PHILADELPHIA
Mar. 20	L	2-4	Philadelphia
Mar. 23	W	7-1	WASHINGTON
Mar. 25	W	5-2	MONTREAL
Mar. 27	W	6-3	Quebec
Mar. 29	L	0-4	New Jersey
Mar. 31	L	2-7	NEW JERSEY
Apr. 2	W	7-6	Washington
Apr. 3	W	4-2	HARTFORD

1988-89 SEASON HIGHLIGHTS

- Gene Ubriaco is named 11th Penguins head coach on June 28.
- Mario Lemieux sets a club record with five goals vs. New Jersey on Dec. 31, scoring at even strength, on the power play, short-handed, on a penalty shot and into an empty net.
- For the first time in Penguins history, three players (Lemieux 199, Rob Brown 115, and Paul Coffey 113) record 100 point seasons.
- Lemieux sets Penguins records for goals (85), assists 114, points (199), power play goals (31), short-handed goals (13) and hat tricks (9).
- Penguins set an NHL record with 119 power play goals.
- Penguins return to the playoffs after a seven year absence, sweeping the New York Rangers before losing to Philadelphia in seven games.
- Lemieux ties two NHL playoff records with five goals and eight points in one playoff game vs. Philadelphia in a 10-7 Penguin win.
- Coffey and Lemieux are named NHL First Team All-Stars.
- Lemieux wins his second consecutive Art Ross Trophy.

MAJOR TRADES

- Sept. 1, 1988 - Obtained Wendell Young and a seventh round choice in the 1990 Entry Draft from Philadelphia for a third round choice in the 1990 Entry Draft.
- Nov. 12, 1988 - Obtained Tom Barrasso and a third round choice in the 1990 Entry Draft from Buffalo for Doug Bodger and Darrin Shannon.
- Dec. 17, 1988 - Obtained Gord Dineen and Scott Bjugstad from Minnesota for Ville Siren and Steve Gotaas.

SCORING

PLAYERS	GP	G	A	PTS	PIM
Mario Lemieux	76	85	114	199	100
Rob Brown	68	49	66	115	118
Paul Coffey	75	30	83	113	193
Dan Quinn	79	34	60	94	102
Bob Errey	76	26	32	58	124
John Cullen	79	12	37	49	112
Zarley Zalapski	58	12	33	45	57
Randy Cunneywort	70	25	19	44	156
Phil Bourque	80	17	26	43	97
Dave Hannan	72	10	20	30	157
Randy Hillier	68	1	23	24	141
Troy Loney	69	10	6	16	165
Jim Johnson	76	2	14	16	163
Kevin Stevens	24	12	3	15	19
Jock Callander	30	6	5	11	20
Tom Barrasso	54	0	8	8	70
Dan Frawley	46	3	4	7	66
Steve Dykstra	65	1	6	7	126
Chris Dahlquist	43	1	5	6	42
Rod Buskas	52	1	5	6	105
Doug Bodger	10	1	4	5	7
Jay Caulfield	58	1	4	5	285
Gord Dineen	40	1	3	4	44
Scott Bjugstad	24	3	0	3	4
Dave McLlwain	24	1	2	3	4
Mark Kachowski	12	1	1	2	43
Mark Recchi	15	1	1	2	0
Wendell Young	22	0	2	2	4
Ville Siren	12	1	0	1	14
Steve Guenette	11	0	1	1	0
Rick Tabaracci	1	0	0	0	2
Perry Ganchar	3	0	0	0	0
Frank Pietrangelo	15	0	0	0	2
Richard Zemlak	34	0	0	0	148
Bench					16

GOALTENDING

PLAYERS	(W-L-T)	GP	MP	GA	SO	GAA
Frank Pietrangelo	(5-3-0)	15	669	45	0	4.04
Tom Barrasso	(18-15-7)	44	2406	162	0	4.04
Steve Guenette	(5-6-0)	11	574	41	0	4.29
Wendell Young	(12-9-0)	22	1150	92	0	4.80
Rick Tabaracci	(0-0-0)	1	33	4	0	7.27
TOTALS	(40-33-7)	80	4844	348	0	4.32

DATE	W-L-T	SCORE	OPPONENT
Oct. 9	W	5-4	WASHINGTON
Oct. 11	W	6-5 *	NY RANGERS
Oct. 12	W	4-1	Chicago
Oct. 14	W	4-3 *	LOS ANGELES
Oct. 17	W	7-3	Buffalo
Oct. 18	W	8-4	NEW JERSEY
Oct. 22	W	5-4 *	BUFFALO
Oct. 23	L	3-5	Philadelphia
Oct. 25	W	4-2	PHILADELPHIA
Oct. 28	L	2-5	Hartford
Oct. 29	L	6-8	NEW JERSEY
Nov. 1	T	3-3 *	St Louis
Nov. 4	T	2-2 *	VANCOUVER
Nov. 8	W	4-2	Minnesota
Nov. 9	L	1-2	Detroit
Nov. 12	W	2-1	BOSTON
Nov. 14	L	4-5	New Jersey
Nov. 15	W	5-2	QUEBEC
Nov. 18	L	1-3	Winnipeg
Nov. 20	W	5-2	Calgary
Nov. 22	W	5-4	Washington
Nov. 25	L	1-5	NY Islanders
Nov. 26	L	2-3	NY ISLANDERS
Nov. 29	T	5-5 *	NY RANGERS
Nov. 30	T	2-2 *	NY Rangers
Dec. 5	L	2-4	EDMONTON
Dec. 6	W	5-2	MINNESOTA
Dec. 10	L	4-6	CALGARY
Dec. 12	W	8-3	TORONTO
Dec. 13	L	2-3 *	Toronto
Dec. 17	L	0-3	Los Angeles
Dec. 20	L	4-6	PHILADELPHIA
Dec. 22	T	4-4 *	Montreal
Dec. 23	L	3-4 *	NY Islanders
Dec. 26	T	3-3 *	Buffalo
Dec. 27	T	3-3 *	NY ISLANDERS
Dec. 30	L	3-5	NY RANGERS
Jan. 1	L	3-4 *	Washington
Jan. 3	W	6-3	MONTREAL
Jan. 7	W	5-2	WASHINGTON
Jan. 9	L	2-3	Washington
Jan. 13	T	3-3 *	NY Islanders
Jan. 14	L	3-4	WINNIPEG
Jan. 17	L	2-4	Boston
Jan. 18	L	0-1	DETROIT
Jan. 21	L	5-10	Los Angeles
Jan. 23	W	6-1	Vancouver
Jan. 24	L	2-4	Edmonton
Jan. 27	W	7-5	WASHINGTON
Jan. 29	L	3-5	Philadelphia
Feb. 1	L	6-8	HARTFORD
Feb. 5	L	5-6	Boston
Feb. 7	W	4-1	CHICAGO
Feb. 8	W	2-1 *	New Jersey
Feb. 14	T	3-3 *	VANCOUVER
Feb. 15	L	1-4	NY Rangers
Feb. 17	L	1-3	CALGARY
Feb. 19	T	4-4 *	Philadelphia
Feb. 21	L	5-6	NEW JERSEY
Feb. 22	W	4-2	NY Rangers
Feb. 24	W	5-2	EDMONTON
Feb. 26	L	4-5	NY Islanders
Feb. 28	L	1-2	CHICAGO
Mar. 1	T	5-5 *	ST. LOUIS
Mar. 3	W	8-1	Quebec
Mar. 5	L	2-7	Toronto
Mar. 7	W	7-3	Minnesota
Mar. 8	W	5-3	Winnipeg
Mar. 10	L	3-6	NY ISLANDERS
Mar. 12	W	6-3	QUEBEC
Mar. 14	L	2-3 *	NY RANGERS
Mar. 18	W	5-4	ST. LOUIS
Mar. 20	L	3-4	Washington
Mar. 22	L	1-3	Philadelphia
Mar. 24	T	3-3 *	PHILADELPHIA
Mar. 28	L	4-5	Hartford
Mar. 29	L	1-4	MONTREAL
Mar. 31	L	3-5	New Jersey
Apr. 2	W	6-2	NEW JERSEY
Apr. 4	W	4-3 *	DETROIT

1989-90 SEASON HIGHLIGHTS

- Wendell Young records the first Penguin shutout in two seasons with a 6-0 blanking of the New York Rangers on Nov. 14.
- Craig Patrick is named general manager and head coach on Dec. 5, replacing Tony Esposito and Gene Ubriaco.
- Pittsburgh's Civic Arena plays host to the NHL All-Star Game for the first time on Jan. 21 and Penguins center Mario Lemieux scores four goals on his way to his third All-Star MVP Award.
- Buffalo beats the Penguins in the final game of the regular season to knock the Penguins out of the playoffs.
- Mario Lemieux records a 46-game scoring streak (39-64-103), second longest in NHL history, from Oct. 31 through Feb. 11. The streak is halted when Lemieux leaves the Penguins-Rangers game on Feb. 14 with a back injury.
- Penguins record seven home wins in a row from Feb. 8 through Mar. 17.
- Penguins draft Czechoslovakian right wing Jaromir Jagr with the fifth pick in the first round of the 1990 Entry Draft.

MAJOR TRADES

- June 17, 1989 - Obtained Randy Gilhen, Andrew McBain and Jim Kyte from Winnipeg for Randy Cunneynworth, Rick Tabaracci, and Dave McLlwain.
- Jan. 8, 1990 - Obtained Rod Buskas, Tony Tanti and Barry Pederson from Vancouver for Dan Quinn, Andrew McBain and Dave Capuano.

SCORING

PLAYERS	GP	G	A	PTS	PIM
Mario Lemieux	59	45	78	123	78
Paul Coffey	80	29	74	103	95
John Cullen	72	32	60	92	138
Rob Brown	80	33	47	80	102
Kevin Stevens	76	29	41	70	171
Mark Recchi	74	30	37	67	44
Tony Tanti	78	28	36	64	72
Phil Bourque	76	22	17	39	108
Bob Errey	78	20	19	39	109
Zarley Zalapski	51	6	25	31	37
Barry Pederson	54	6	25	31	39
Dan Quinn	41	9	20	29	22
Troy Loney	67	11	16	27	168
Randy Gilhen	61	5	11	16	54
Jim Johnson	75	3	13	16	154
Randy Hillier	61	3	12	15	71
Andrew McBain	41	5	9	14	51
Chris Dahlquist	62	4	10	14	56
Jock Callander	30	4	7	11	49
Gilbert Delorme	54	3	7	10	44
Doug Smith	40	4	5	9	97
Gord Dineen	69	1	8	9	125
Richard Zemelek	19	1	5	6	43
Jim Kyte	56	3	1	4	125
Wendell Young	43	0	4	4	8
Jay Caulfield	37	1	2	3	123
Jamie Leach	10	0	3	3	0
Rod Buskas	23	0	3	3	49
Alain Chevier	42	0	3	3	8
Mark Kachowski	14	0	1	1	40
Dave Capuano	6	0	0	0	2
Frank Pietrangelo	21	0	0	0	2
Tom Barrasso	24	0	0	0	8
Bench					14

GOALTENDING

PLAYERS	(W-L-T)	GP	MP	GA	SO	GAA
Wendell Young	(16-20-3)	43	2318	161	1	4.17
Frank Pietrangelo	(8-6-2)	21	1066	77	0	4.33
Tom Barrasso	(7-12-3)	24	1294	101	0	4.68
Alain Chevier	(1-2-0)	3	166	14	0	5.06
TOTALS	(32-40-8)	80	4856	359	1	4.44

DATE	W-L-T	SCORE	OPPONENT
Oct. 5	L	4-5	Boston
Oct. 7	T	4-4 *	New Jersey
Oct. 10	W	5-1	WINNIPEG
Oct. 14	W	2-1 *	MONTREAL
Oct. 15	L	2-4	NY Rangers
Oct. 17	W	7-5	TORONTO
Oct. 18	L	3-9	ST. LOUIS
Oct. 24	L	2-4	BUFFALO
Oct. 25	L	6-8	TORONTO
Oct. 26	T	3-3 *	Detroit
Oct. 28	L	1-5	Montreal
Oct. 31	L	4-8	LOS ANGELES
Nov. 2	W	5-2	NY ISLANDERS
Nov. 4	W	3-1	Edmonton
Nov. 5	L	3-5	Vancouver
Nov. 9	L	3-4	Chicago
Nov. 11	L	3-8	St. Louis
Nov. 14	W	6-2	NY RANGERS
Nov. 16	W	8-2	QUEBEC
Nov. 18	W	5-3	NY ISLANDERS
Nov. 22	L	3-6	NEW JERSEY
Nov. 24	W	7-4	Washington
Nov. 25	L	1-4	WASHINGTON
Nov. 28	L	3-6	PHILADELPHIA
Nov. 30	L	1-4	Philadelphia
Dec. 2	W	7-4	Quebec
Dec. 6	W	5-3	WASHINGTON
Dec. 8	W	3-2	New Jersey
Dec. 9	L	4-6	CHICAGO
Dec. 12	W	7-5	BOSTON
Dec. 14	T	4-4 *	Minnesota
Dec. 16	L	3-4	Calgary
Dec. 19	L	4-8	HARTFORD
Dec. 21	W	5-2	WASHINGTON
Dec. 23	L	6-2	NY Islanders
Dec. 26	L	3-6	Washington
Dec. 27	W	7-4	NY RANGERS
Dec. 31	W	5-4	NY Rangers
Jan. 2	L	2-5	BOSTON
Jan. 4	W	4-3	VANCOUVER
Jan. 6	W	5-3	WINNIPEG
Jan. 8	W	7-5	NY Rangers
Jan. 10	L	3-6	New Jersey
Jan. 12	W	6-4	Washington
Jan. 16	W	4-3	PHILADELPHIA
Jan. 18	T	3-3 *	NY RANGERS
Jan. 23	L	2-4	NEW JERSEY
Jan. 25	W	5-3	Detroit
Jan. 27	L	3-9	NY Islanders
Jan. 28	L	2-7	Buffalo
Jan. 30	L	3-6	PHILADELPHIA
Feb. 2	W	6-3	EDMONTON
Feb. 3	L	4-8	Toronto
Feb. 6	L	7-8 *	NY ISLANDERS
Feb. 8	W	7-5	WASHINGTON
Feb. 10	W	7-6	LOS ANGELES
Feb. 11	W	4-1	Philadelphia
Feb. 14	W	4-3 *	NY Rangers
Feb. 16	T	3-3 *	Winnipeg
Feb. 18	L	4-6	Chicago
Feb. 20	W	6-4	PHILADELPHIA
Feb. 22	W	4-3 *	NY ISLANDERS
Feb. 24	L	1-11	Montreal
Feb. 26	L	2-3	Quebec
Feb. 28	W	2-1	NEW JERSEY
Mar. 2	L	5-6	New Jersey
Mar. 4	W	8-6	MINNESOTA
Mar. 6	L	3-4 *	Edmonton
Mar. 7	L	3-6	Calgary
Mar. 10	L	2-8	Los Angeles
Mar. 11	L	3-5	Vancouver
Mar. 15	W	6-1	DETROIT
Mar. 17	L	2-6	MINNESOTA
Mar. 18	T	2-2 *	NY Islanders
Mar. 22	L	3-5	Philadelphia
Mar. 24	T	3-3 *	CALGARY
Mar. 25	L	2-4	Hartford
Mar. 27	T	3-3 *	HARTFORD
Mar. 29	L	4-5	St. Louis
Mar. 31	L	2-3 *	BUFFALO

1990-91 SEASON HIGHLIGHTS

- Penguins win their first-ever division title, capturing the Patrick Division crown with a 7-4 win at Detroit.
- Thanks to a 4-1 win vs. Washington at the Civic Arena, the Penguins win their first ever Patrick Division Playoff Championship.
- The Penguins earn the right to play for the Stanley Cup, beating the Boston Bruins, four games to two, to capture their first Wales Conference Championship.
- With an 8-0 victory over Minnesota, the Penguins become Stanley Cup Champions, defeating the North Stars four games to two.
- Mario Lemieux wins Conn Smythe Trophy as playoff MVP.
- Jaromir Jagr is named to the NHL All-Rookie Team.

MAJOR TRADES

- June 16, 1990 - Obtained Joey Mullen from Calgary for a second round choice in the 1990 Entry Draft.
- Oct. 27, 1990 - Obtained Gord Roberts from St. Louis for future considerations.
- Dec. 11, 1990 - Obtained Larry Murphy and Peter Taglianetti from Minnesota for Jim Johnson and Chris Dahlquist.
- Dec. 13, 1990 - Obtained Jiri Hrdina from Calgary for Jim Kyte.
- Dec. 21, 1990 - Obtained Scott Young from Hartford for Rob Brown.
- Mar. 4, 1990 - Obtained Ron Francis, Ulf Samuelsson and Grant Jennings from Hartford for John Cullen, Zarley Zalapski and Jeff Parker.

SCORING

PLAYERS	GP	G	A	PTS	PIM
Mark Recchi	78	40	73	113	48
John Cullen	65	31	63	94	83
Paul Coffey	76	24	69	93	128
Ron Francis	81	23	64	87	72
Kevin Stevens	80	40	46	86	133
Jaromir Jagr	80	27	30	57	42
Zarley Zalapski	66	12	36	48	59
Mario Lemieux	26	19	26	45	30
Larry Murphy	75	9	34	43	48
Bob Errey	79	20	22	42	115
Scott Young	77	17	25	42	41
Joe Mullen	47	17	22	39	6
Phil Bourque	78	20	14	34	106
Bryan Troutier	52	9	19	28	24
Ulf Samuelsson	76	4	22	26	211
Randy Gilhen	72	15	10	25	51
Jiri Hrdina	51	6	17	23	17
Paul Stanton	75	5	18	23	40
Tony Tanti	46	6	12	23	44
Troy Loney	44	7	9	16	85
Rob Brown	25	6	10	16	31
Gord Roberts	64	3	13	16	78
Barry Pederson	46	6	8	14	21
Peter Taglianetti	55	3	9	12	107
Grant Jennings	57	2	7	9	106
Jim Johnson	24	0	5	5	23
Tom Barrasso	48	0	5	5	40
Randy Hillier	31	2	2	4	32
Chris Dahlquist	22	1	2	3	30
Jaime Leach	7	2	0	2	0
Jay Caulfield	23	1	1	2	71
Jeff Daniels	11	0	2	2	2
Ken Priestly	2	0	1	1	0
Wendell Young	18	0	1	1	0
Frank Pietrangelo	25	0	1	1	24
Jim Kyte	1	0	0	0	2
Jim Paek	3	0	0	0	9
Gord Dineen	9	0	0	0	6
Bench					8

GOALTENDING

PLAYERS	(W-L-T)	GP	MP	GA	SO	GAA
Tom Barrasso	(27-16-3)	48	2754	165	1	3.59
Frank Pietrangelo	(10-11-1)	25	1311	86	0	3.94
Wendell Young	(4-6-2)	18	773	52	0	4.04
TOTALS	(41-33-6)	80	4843	305	1	3.78

DATE	W-L-T	SCORE	OPPONENT
Oct. 9	W	5-4	WASHINGTON
Oct. 11	W	6-5 *	NY RANGERS
Oct. 12	W	4-1	Chicago
Oct. 14	W	4-3 *	LOS ANGELES
Oct. 17	W	7-3	Buffalo
Oct. 18	W	8-4	NEW JERSEY
Oct. 22	W	5-4 *	BUFFALO
Oct. 23	L	3-5	Philadelphia
Oct. 25	W	4-2	PHILADELPHIA
Oct. 28	L	2-5	Hartford
Oct. 29	L	6-8	NEW JERSEY
Nov. 1	T	3-3 *	St. Louis
Nov. 4	T	2-2 *	VANCOUVER
Nov. 8	W	4-2	Minnesota
Nov. 9	L	1-2	Detroit
Nov. 12	W	2-1	BOSTON
Nov. 14	L	4-5	New Jersey
Nov. 15	W	5-2	QUEBEC
Nov. 18	L	1-3	Winnipeg
Nov. 20	W	5-2	Calgary
Nov. 22	W	5-4	Washington
Nov. 25	L	1-5	NY Islanders
Nov. 26	L	2-3	NY ISLANDERS
Nov. 29	T	5-5 *	NY RANGERS
Nov. 30	T	2-2 *	NY Rangers
Dec. 5	L	2-4	EDMONTON
Dec. 6	W	5-2	MINNESOTA
Dec. 10	L	4-6	CALGARY
Dec. 12	W	8-3	TORONTO
Dec. 13	L	2-3 *	Toronto
Dec. 17	L	0-3	Los Angeles
Dec. 20	L	4-6	PHILADELPHIA
Dec. 22	T	4-4 *	Montreal
Dec. 23	L	3-4 *	NY Islanders
Dec. 26	T	3-3 *	Buffalo
Dec. 27	T	3-3 *	NY ISLANDERS
Dec. 30	L	3-5	NY RANGERS
Jan. 1	L	3-4 *	Washington
Jan. 3	W	6-3	MONTREAL
Jan. 7	W	5-2	WASHINGTON
Jan. 9	L	2-3	Washington
Jan. 13	T	3-3 *	NY Islanders
Jan. 14	L	3-4	WINNIPEG
Jan. 17	L	2-4	Boston
Jan. 18	L	0-1	DETROIT
Jan. 21	L	5-10	Los Angeles
Jan. 23	W	6-1	Vancouver
Jan. 24	L	2-4	Edmonton
Jan. 27	W	7-5	WASHINGTON
Jan. 29	L	3-5	Philadelphia
Feb. 1	L	6-8	HARTFORD
Feb. 5	L	5-6	Boston
Feb. 7	W	4-1	CHICAGO
Feb. 8	W	2-1 *	New Jersey
Feb. 14	T	3-3 *	VANCOUVER
Feb. 15	L	1-4	NY Rangers
Feb. 17	L	1-3	CALGARY
Feb. 19	T	4-4 *	Philadelphia
Feb. 21	L	5-6	NEW JERSEY
Feb. 22	W	4-2	NY Rangers
Feb. 24	W	5-2	EDMONTON
Feb. 26	L	4-5	NY Islanders
Feb. 28	L	1-2	CHICAGO
Mar. 1	T	5-5 *	ST. LOUIS
Mar. 3	W	8-1	Quebec
Mar. 5	L	2-7	Toronto
Mar. 7	W	7-3	Minnesota
Mar. 8	W	5-3	Winnipeg
Mar. 10	L	3-6	NY ISLANDERS
Mar. 12	W	6-3	QUEBEC
Mar. 14	L	2-3 *	NY RANGERS
Mar. 18	W	5-4	ST. LOUIS
Mar. 20	L	3-4	Washington
Mar. 22	L	1-3	Philadelphia
Mar. 24	T	3-3 *	PHILADELPHIA
Mar. 28	L	4-5	Hartford
Mar. 29	L	1-4	MONTREAL
Mar. 31	L	3-5	New Jersey
Apr. 2	W	6-2	NEW JERSEY
Apr. 4	W	4-3 *	DETROIT

1991-92 SEASON HIGHLIGHTS

- Scott Bowman is named interim head coach on Oct. 1, 1991.
- Penguins honor the memory of late head coach Bob Johnson in a candlelight ceremony on Nov. 27 vs. New Jersey. Johnson died from a brain tumor on Nov. 26.
- Penguins set a club record with five-game road winning streak from Dec. 13 through Dec. 29.
- Joe Mullen scores four goals in back-to-back games, Dec. 23 vs. NY Islanders and Dec. 26 vs. Toronto; the first player in history to do so.
- Penguins set a team record for road victories in a season with 18 in a 4-3 win over Chicago on March 15.
- Mullen becomes the first American-born player to record 400 career goals on March 17 vs. Edmonton.
- The first-ever NHL strike begins on April 1, and halts league play for two weeks.
- Penguins clinch third place in the Patrick Division with a 4-1 win over Washington on April 15.
- Kevin Stevens sets a NHL record for points in a season by an American-born player and most points by a left wing with 123 (54+69).
- Penguins defeat Washington (4-3), New York Rangers (4-2), Boston (4-0), and Chicago (4-0) to win the Stanley Cup for the second straight year.

MAJOR TRADES

- Feb. 19, 1992 - Obtained Jeff Chychrun, Brian Benning and first round choice in 1992 Entry Draft from Los Angeles for Paul Coffey.
- Feb. 19, 1992 - Obtained Rick Tocchet, Kjell Samuelsson, Ken Wregget and a conditional draft pick from Philadelphia for Mark Recchi, Brian Benning and Los Angeles first round choice in 1992 Entry Draft.
- Mar. 10, 1992 - Obtained Brian Fogarty from Quebec for the NHL rights to Scott Young.

SCORING

PLAYERS	GP	G	A	PTS	PIM
Mario Lemieux	64	44	87	131	94
Kevin Stevens	80	54	69	123	252
Joe Mullen	77	42	45	87	30
Larry Murphy	77	21	56	77	50
Mark Recchi	58	33	37	70	78
Jaromir Jagr	70	32	37	69	34
Paul Coffey	54	10	54	64	62
Rick Tocchet	61	27	32	59	151
Ron Francis	70	21	33	54	30
Bob Errey	78	19	16	35	119
Bryan Trottier	63	11	18	29	54
Phil Bourque	58	10	16	26	58
Troy Loney	76	10	16	26	127
Gord Roberts	73	2	22	24	87
Kjell Samuelsson	74	5	11	16	110
Jiri Hrdina	56	3	13	16	16
Ulf Samuelsson	62	1	14	15	206
Ken Priestlay	50	2	8	10	4
Paul Stanton	54	2	8	10	62
Jaime Leach	38	5	4	9	8
Grant Jennings	53	4	5	9	104
Jim Paek	49	1	7	8	36
Peter Taglianetti	44	1	3	4	57
Shawn McEachern	15	0	4	4	0
Jeff Chychrun	43	0	4	4	111
Tom Barrasso	57	0	4	4	30
Ken Wregget	32	0	2	2	2
Gord Dineen	1	0	0	0	0
Glen Mulvenna	1	0	0	0	2
Todd Nelson	1	0	0	0	0
Jeff Daniels	2	0	0	0	0
Frank Pietrangelo	5	0	0	0	0
Wendell Young	18	0	0	0	0
Jay Caufield	52	0	0	0	175
Bench					12

GOALTENDING

PLAYERS	(W-L-T)	GP	MP	GA	SO	GAA
Tom Barrasso	(25-22-9)	57	3329	196	1	3.53
Wendell Young	(7-6-0)	18	838	53	0	3.79
Ken Wregget	(5-3-0)	9	448	31	0	4.15
Frank Pietrangelo	(2-1-0)	5	225	20	0	5.33
TOTALS	(39-32-9)	80	4854	306	1	3.81

DATE	W-L-T	SCORE	OPPONENT
Oct. 4	W	5-4	Buffalo
Oct. 6	T	2-2 *	PHILADELPHIA
Oct. 10	W	6-3	Philadelphia
Oct. 12	L	1-4	New Jersey
Oct. 15	W	7-6 *	NY Islanders
Oct. 17	W	8-5	NY ISLANDERS
Oct. 19	L	4-5	NY RANGERS
Oct. 22	T	4-4 *	CHICAGO
Oct. 24	L	2-4	NEW JERSEY
Oct. 26	L	1-4	Montreal
Oct. 29	L		WASHINGTON
Oct. 31	W	8-1	MINNESOTA
Nov. 2	L	5-6	HARTFORD
Nov. 5	T	5-5 *	BOSTON
Nov. 8	W	3-1	Winnipeg
Nov. 9	W	3-2	Minnesota
Nov. 11	L	1-3	NY Rangers
Nov. 13	W	5-4 *	EDMONTON
Nov. 15	L	2-6	Washington
Nov. 18	W	7-3	Quebec
Nov. 20	W	5-2	PHILADELPHIA
Nov. 23	T	2-2 *	NY ISLANDERS
Nov. 27	W	8-4	NEW JERSEY
Nov. 29	W	9-3	Philadelphia
Nov. 30	W	5-1	PHILADELPHIA
Dec. 3	L	3-5	Edmonton
Dec. 5	W	8-1	San Jose
Dec. 7	L	1-6	St. Louis
Dec. 10	W	5-3	NY RANGERS
Dec. 13	W	4-3	New Jersey
Dec. 14	L	2-7	WASHINGTON
Dec. 17	W	10-2	SAN JOSE
Dec. 19	W	6-4	Boston
Dec. 21	L	5-7	NY RANGERS
Dec. 23	W	6-3	NY Islanders
Dec. 26	W	12-1	TORONTO
Dec. 28	W	6-2	Washington
Dec. 29	W	6-3	NY Rangers
Dec. 31	L	4-7	NEW JERSEY
Jan. 2	L	0-4	New Jersey
Jan. 4	W	3-2	WINNIPEG
Jan. 7	L	2-5	LOS ANGELES
Jan. 10	L	5-7	Calgary
Jan. 12	W	4-3	Vancouver
Jan. 16	T	3-3 *	Detroit
Jan. 23	L	4-5 *	BUFFALO
Jan. 25	W	5-3	NY Islanders
Jan. 26	L	4-6	Washington
Jan. 28	L	0-4	WINNIPEG
Jan. 30	L	5-8	NY ISLANDERS
Feb. 1	W	4-1	ST. LOUIS
Feb. 3	T	4-4 *	DETROIT
Feb. 5	L	3-4	NY Rangers
Feb. 8	L	3-4	LOS ANGELES
Feb. 9	L	3-6	Boston
Feb. 15	L	2-5	Minnesota
Feb. 16	T	3-3 *	Philadelphia
Feb. 18	W	7-1	TORONTO
Feb. 20	T	4-4	QUEBEC
Feb. 22	L	1-2	Montreal
Feb. 25	L	3-5	Washington
Feb. 27	L	4-8	HARTFORD
Feb. 29	W	5-2	BUFFALO
Mar. 3	W	6-3	Calgary
Mar. 6	W	7-3	San Jose
Mar. 7	L	3-5	Los Angeles
Mar. 10	W	5-2	CALGARY
Mar. 12	W	6-4	NY ISLANDERS
Mar. 14	L	3-6	Toronto
Mar. 15	W	4-3	Chicago
Mar. 17	W	6-5	EDMONTON
Mar. 19	W	6-3	QUEBEC
Mar. 22	T	2-2 *	Hartford
Mar. 24	L	3-4	Detroit
Mar. 26	W	7-3	VANCOUVER
Mar. 28	W	6-3	MONTREAL
Mar. 31	W	6-5	PHILADELPHIA
Apr. 13	L	1-5	New Jersey
Apr. 15	W	4-1	WASHINGTON
Apr. 16	L	1-7	NY Rangers

1992-93 SEASON HIGHLIGHTS

- Scott Bowman named head coach on Oct. 6, 1992.
- Penguins start the season with a 10-game unbeaten streak (8-0-2) from Oct 6 to Oct. 27.
- Mario Lemieux scores a goal in 12 consecutive games from Oct. 6 to Nov. 1 to set a club record. He records 18 goals during that streak.
- Larry Murphy becomes only one of nine defensemen in NHL history to record 800 points, recording his 800th on January 26 vs. Washington.
- Penguins set a club record for most road victories in a season with their 24th win on March 14 at the Islanders.
- Mario Lemieux scores four goals in back-to-back games, March 18 vs. Washington and March 20 vs. Philadelphia; the second player in club history to do so.
- Penguins clinch their second Patrick Division title in three years on March 28 with a 4-1 win at Washington.
- Tom Barrasso sets a club record with 14 consecutive victories from March 9 to April 9.
- Penguins clinch first-ever President's Trophy with a 5-3 win at Quebec on April 3, with their 110th point of the season.
- Penguins set NHL record for the longest winning streak, winning 17 consecutive games from March 9 to April 9 breaking the New York Islanders record of 15 set in 1981-82.

MAJOR TRADES

- Mar. 22, 1993 - Obtained Peter Taglianetti from Tampa Bay for a third round choice in the 1993 Entry Draft.
- Mar. 22, 1993 - Obtained Mike Ramsey from Buffalo for Bob Errey.

SCORING

PLAYERS	GP	G	A	PTS	PIM
Mario Lemieux	60	69	91	160	38
Kevin Stevens	72	55	96	111	177
Rick Tocchet	80	48	61	109	252
Ron Francis	84	24	76	100	68
Jarromir Jagr	81	34	60	94	61
Larry Murphy	83	22	63	85	73
Joe Mullen	72	33	37	70	14
Shawn McEachern	84	28	33	61	46
Ulf Samuelsson	77	3	26	29	249
Dave Tippett	74	6	19	25	56
Troy Loney	82	5	16	21	99
Jim Paek	77	3	15	18	64
Paul Stanton	77	4	12	16	97
Martin Straka	42	3	13	16	29
Bob Errey	54	8	6	14	76
Peter Taglianetti	72	2	12	14	184
Mike Needham	56	8	5	13	14
Mike Stapleton	78	4	9	13	10
Mike Ramsey	45	3	10	13	28
Jeff Daniels	58	5	4	9	14
Kjell Samuelsson	63	3	6	9	106
Tom Barrasso	63	0	8	8	24
Grant Jennings	58	0	5	5	65
Bryan Fogarty	12	0	4	4	4
Peter Ahola	22	0	1	1	14
Ken Wregget	25	0	1	1	6
Jaime Leach	5	0	0	0	2
Jeff Chychrun	1	0	0	0	2
Jay Caulfield	26	0	0	0	60
Bench					14

GOALTENDING

PLAYERS	(W-L-T)	GP	MP	GA	SO	GAA
Tom Barrasso	(43-14-5)	63	3702	186	4	3.01
Ken Wregget	(13-7-2)	26	1368	78	0	3.42
TOTALS	(56-21-7)	84	5083	268	5	3.16

DATE	W-L-T	SCORE	OPPONENT
Oct. 6	T	3-3 *	PHILADELPHIA
Oct. 8	W	7-3	NY ISLANDERS
Oct. 10	T	3-3 *	Montreal
Oct. 13	W	6-5	BUFFALO
Oct. 15	W	5-2	MONTREAL
Oct. 17	W	7-3	Hartford
Oct. 20	W	5-1	VANCOUVER
Oct. 22	W	9-6	TROIT
Oct. 24	W	4-3	New Jersey
Oct. 27	W	7-2	Ottawa
Oct. 29	L	4-6	St. Louis
Nov. 1	W	5-4	Tampa Bay
Nov. 3	W	2-1	NY ISLANDERS
Nov. 5	W	8-4	ST. LOUIS
Nov. 7	L	2-4	Toronto
Nov. 8	L	2-7	Chicago
Nov. 10	W	4-1	Minnesota
Nov. 12	T	4-4 *	QUEBEC
Nov. 13	L	0-8	Detroit
Nov. 17	W	4-2	BUFFALO
Nov. 20	W	4-1	New Jersey
Nov. 21	W	2-1	NEW JERSEY
Nov. 23	W	5-2	NY Rangers
Nov. 25	L	3-11	NY RANGERS
Nov. 27	L	4-6	Washington
Nov. 28	W	5-3	WASHINGTON
Dec. 1	W	7-3	NY Islanders
Dec. 3	L	3-5	Los Angeles
Dec. 5	W	9-4	San Jose
Dec. 8	W	5-2	WINNIPEG
Dec. 11	L	1-2	New Jersey
Dec. 12	W	6-5	NEW JERSEY
Dec. 15	W	6-2	PHILADELPHIA
Dec. 17	W	5-4 *	Philadelphia
Dec. 19	L	3-4	NY ISLANDERS
Dec. 21	W	7-4	QUEBEC
Dec. 23	W	4-1	Philadelphia
Dec. 27	W	4-2	Buffalo
Dec. 31	T	3-3 *	TORONTO
Jan. 2	W	5-2	NY RANGERS
Jan. 5	W	6-2	BOSTON
Jan. 7	L	3-6	MINNESOTA
Jan. 9	W	3-2	CALGARY
Jan. 10	L	2-3	Winnipeg
Jan. 14	L	0-7	Boston
Jan. 16	W	6-1	OTTAWA
Jan. 19	W	5-2	Vancouver
Jan. 22	L	1-2	Edmonton
Jan. 23	W	4-3	Calgary
Jan. 26	W	6-3	WASHINGTON
Jan. 28	L	2-5	NY ISLANDERS
Jan. 30	W	4-2	PHILADELPHIA
Jan. 31	T	2-2 *	Washington
Feb. 8	W	4-1	BOSTON
Feb. 10	W	3-1	NY Rangers
Feb. 13	W	4-1	CHICAGO
Feb. 14	L	4-7	Buffalo
Feb. 18	L	4-5	EDMONTON
Feb. 20	L	2-4	NY Islanders
Feb. 21	W	4-3	Hartford
Feb. 23	L	1-3	NEW JERSEY
Feb. 25	L	1-2	Ottawa
Feb. 27	T	3-3 *	TAMPA BAY
Feb. 28	W	4-2	Washington
Mar. 2	L	4-5	Philadelphia
Mar. 5	L	1-3	NY Rangers
Mar. 9	W	3-2	BOSTON
Mar. 11	W	4-3 *	LOS ANGELES
Mar. 14	W	3-2	NY Islanders
Mar. 18	W	7-5	WASHINGTON
Mar. 20	W	9-3	PHILADELPHIA
Mar. 21	W	6-4	Edmonton
Mar. 23	W	7-2	SAN JOSE
Mar. 25	W	4-3	NEW JERSEY
Mar. 27	W	5-3	Boston
Mar. 28	W	4-1	Washington
Mar. 30	W	6-4	OTTAWA
Apr. 1	W	10-2	HARTFORD
Apr. 3	W	5-3	Quebec
Apr. 4	W	5-2	New Jersey
Apr. 7	W	4-3 *	MONTREAL
Apr. 9	W	10-4	NY Rangers
Apr. 10	W	4-2	NY RANGERS
Apr. 14	T	6-6 *	New Jersey

1997-98 SEASON HIGHLIGHTS

- Tom Barrasso records his 300th career victory at Florida on Oct. 19.
- Jaromir Jagr records his 400th assist on Jan. 12 at Carolina.
- Ron Francis records his 1,400th career point Jan. 29 at Boston.
- Nine Penguins represent their countries at the Winter Olympics in Nagano, with seven capturing medals.
- Ken Wregget records his 200th career victory on Mar. 7 vs. Philadelphia.
- Ron Francis records his 1,000th career assist Mar. 21 vs. Philadelphia.
- Jaromir Jagr records his 300th career goal on Apr. 15 vs. Tampa Bay.
- Penguins clinch third Northeast Division title with a 5-1 win over Tampa Bay on Apr. 15.
- Jaromir Jagr captures his second scoring title with 102 points.

MAJOR TRADES

- August 12 - Jiri Slegr acquired from Edmonton for third round pick in 1998 Entry Draft.
- October 22 - Tuomas Gronman acquired from Chicago for Greg Johnson.
- March 24 - Sean Pronger acquired from Anaheim for rights to Patrick Lalime.

SCORING

PLAYERS	GP	G	A	PTS	PIM
Jaromir Jagr	77	35	67	102	64
Ron Francis	81	25	62	87	20
Stu Barnes	78	30	35	65	30
Kevin Hatcher	74	19	29	48	66
Martin Straka	75	19	23	42	28
Rob Brown	82	15	25	40	59
Fredrik Olausson	76	6	27	33	42
Aleksey Morozov	76	13	13	26	8
Eddie Olczyk	56	11	11	22	35
Robert Lang	54	9	13	22	16
Sean Pronger	67	6	15	21	32
Alex Hicks	58	7	13	20	54
Brad Werenka	71	3	15	18	46
Jiri Slegr	73	5	12	17	109
Andreas Johansson	50	5	10	15	20
Darius Kasparaitis	61	4	8	12	127
Robert Dome	30	5	2	7	12
Chris Ferraro	46	3	4	7	43
Peter Ferraro	29	3	4	7	12
Tyler Wright	82	3	4	7	112
Ian Moran	37	1	6	7	19
Chris Tamer	79	0	7	7	181
Neil Wilkinson	34	2	4	6	24
Garry Valk	39	2	1	3	33
Tuomas Gronman	22	1	2	3	25
Tom Barrasso	63	0	2	2	14
Greg Johnson	5	1	0	1	2
Peter Skudra	17	0	1	1	2
Sven Butenschon	6	0	0	0	6
Ken Wregget	15	0	0	0	6

GOALTENDING

PLAYERS	(W-L-T)	GP	MP	GA	SO	GAA
Peter Skudra	(6-4-3)	17	851	26	0	1.83
Tom Barrasso	(31-14-13)	63	3542	122	7	2.07
Ken Wregget	(3-6-2)	15	611	28	0	2.75
TOTALS	(40-24-18)	82	5022	188	7	2.25

DATE	W-L-T	SCORE	OPPONENT
Oct. 1	T	3-3 *	LOS ANGELES
Oct. 3	W	4-3	Carolina
Oct. 4	L	3-5	FLORIDA
Oct. 8	L	0-3	MONTREAL
Oct. 9	L	1-3	Philadelphia
Oct. 11	W	4-1	CAROLINA
Oct. 14	W	1-1	NY Rangers
Oct. 15	T	1-1 *	Montreal
Oct. 17	W	4-1	Tampa Bay
Oct. 19	W	4-1	Florida
Oct. 22	W	5-2	San Jose
Oct. 24	L	3-4	Edmonton
Oct. 25	W	3-2 *	Vancouver
Oct. 28	L	3-6	Calgary
Nov. 1	W	7-6 *	VANCOUVER
Nov. 2	L	1-3	Chicago
Nov. 5	L	2-5	DALLAS
Nov. 7	T	1-1 *	Detroit
Nov. 8	T	2-2 *	BUFFALO
Nov. 12	L	1-4	WASHINGTON
Nov. 14	L	1-3	NY Rangers
Nov. 15	W	5-1	Toronto
Nov. 19	T	3-3 *	BOSTON
Nov. 20	W	2-1	Ottawa
Nov. 22	W	4-3 *	NY RANGERS
Nov. 24	W	5-1	BUFFALO
Nov. 26	W	3-2	CAROLINA
Nov. 29	W	6-3	MONTREAL
Dec. 1	W	1-1	Montreal
Dec. 4	L	0-4	NEW JERSEY
Dec. 6	W	5-2	ANAHEIM
Dec. 9	W	2-1	Los Angeles
Dec. 10	W	3-1	Anaheim
Dec. 12	T	2-2 *	Phoenix
Dec. 16	T	1-1 *	TAMPA BAY
Dec. 19	T	3-3 *	Colorado
Dec. 20	L	1-4	St. Louis
Dec. 26	W	4-1	Washington
Dec. 27	L	0-1	MONTREAL
Dec. 29	W	5-1	NY ISLANDERS
Dec. 31	W	3-2	CAROLINA
Jan. 3	L	4-5 *	COLORADO
Jan. 6	W	4-2	NY Islanders
Jan. 7	L	1-3	New Jersey
Jan. 10	W	4-1	NEW JERSEY
Jan. 12	W	4-1	Carolina
Jan. 14	L	2-5	Boston
Jan. 20	T	0-0 *	OTTAWA
Jan. 22	W	3-2	New Jersey
Jan. 24	W	4-2	BOSTON
Jan. 26	W	4-2	ST. LOUIS
Jan. 28	T	2-2 *	Washington
Jan. 29	W	4-2	Boston
Jan. 31	W	4-2	DETROIT
Feb. 2	L	2-4	NY ISLANDERS
Feb. 4	T	2-2 *	WASHINGTON
Feb. 6	T	2-2 *	Buffalo
Feb. 7	T	2-2 *	Ottawa
Feb. 25	W	6-2	Montreal
Feb. 28	L	2-6	Boston
Mar. 2	W	3-1	TORONTO
Mar. 5	T	2-2 *	CHICAGO
Mar. 7	W	6-4	PHILADELPHIA
Mar. 8	L	3-4 *	Philadelphia
Mar. 11	W	4-1	CALGARY
Mar. 14	W	2-1	BUFFALO
Mar. 15	L	0-3	Buffalo
Mar. 18	W	4-2	EDMONTON
Mar. 21	W	4-3	PHILADELPHIA
Mar. 22	T	0-0 *	Dallas
Mar. 26	L	3-4	NY Islanders
Mar. 28	T	2-2 *	NY RANGERS
Mar. 29	T	1-1 *	OTTAWA
Apr. 1	L	2-3	SAN JOSE
Apr. 4	W	4-3	Tampa Bay
Apr. 5	L	1-3	Florida
Apr. 7	L	1-2	PHOENIX
Apr. 9	L	1-4	Ottawa
Apr. 11	T	3-3 *	FLORIDA
Apr. 15	W	5-1	TAMPA BAY
Apr. 16	W	4-1	Carolina
Apr. 18	W	5-2	BOSTON

TEAM AWARDS

MICHEL BRIERE MEMORIAL TROPHY - ROOKIE OF THE YEAR

The Michel Briere Memorial Trophy is awarded to the Penguins player judged to be the best rookie on the team. The trophy is in memory of the late Michel Briere, who was an outstanding rookie in his only season with Pittsburgh in 1969-70.

1967-68	Les Binkley	1983-84	Roberto Romano
1968-69	Jean Pronovost	1984-85	Mario Lemieux
1969-70	Michel Briere	1985-86	Jim Johnson
1970-71	Greg Polis	1986-87	No Winner
1971-72	Dave Burrows	1987-88	Rob Brown
1972-73	No Winner	1988-89	Zarley Zalapski
1973-74	Ron Lalonde	1989-90	Mark Recchi
1974-75	Pierre Larouche	1990-91	Jaromir Jagr
1975-76	No Winner	1991-92	Jim Paek
1976-77	Greg Malone	1992-93	Shawn McEachern
1977-78	Peter Lee	1993-94	No Winner
1978-79	Greg Millen & Rod Schutt	1994-95	No Winner
1979-80	Paul Marshall	1995-96	No Winner
1980-81	Mark Johnson	1996-97	Patrick Lalime
1981-82	Mike Bullard	1997-98	Peter Skudra
1982-83	Dave Hannan	1998-99	Jan Hrdina

LEADING POINT SCORER

The Leading Point Scorer Award is presented to the player who scores the most points during the regular season.

1967-68	Andy Bathgate	1983-84	Mke Bullard
1968-69	Ken Schinkel	1984-85	Mario Lemieux
1969-70	Dean Prentice	1985-86	Mario Lemieux
1970-71	Bryan Hextall	1986-87	Mario Lemieux
1971-72	Syl Apps	1987-88	Mario Lemieux
1972-73	Syl Apps	1988-89	Mario Lemieux
1973-74	Syl Apps	1989-90	Mario Lemieux
1974-75	Ron Schock	1990-91	Mark Recchi
1975-76	Pierre Larouche	1991-92	Mario Lemieux
1976-77	Jean Pronovost	1992-93	Mario Lemieux
1977-78	Jean Pronovost	1993-94	Jaromir Jagr
1978-79	Greg Malone	1994-95	Jaromir Jagr
1979-80	Rick Kehoe	1995-96	Mario Lemieux
1980-81	Rick Kehoe	1996-97	Mario Lemieux
1981-82	Rick Kehoe	1997-98	Jaromir Jagr
1982-83	Doug Shedden	1998-99	Jaromir Jagr

BOB JOHNSON MEMORIAL "BADGER BOB" AWARD

Presented in the memory of the Penguins late head coach, Bob Johnson. The "Badger Bob" Award is presented to the player who, through his performance on the ice, his character and total dedication to his teammates for the success of the team, shows every day is "A Great Day for Hockey" in western Pennsylvania.

1994-95	Ron Francis & Joe Mullen
1995-96	Jaromir Jagr
1996-97	Joe Mullen
1997-98	Ron Francis
1998-99	Martin Straka

TEAM AWARDS

UNsung HERO AWARD

The Unsung Hero Award is presented to the team's Unsung Hero, a player who constantly gives a maximum effort but receives little recognition.

1969-70	Val Fonteyne	1984-85	Gary Rissling
1970-71	Bob Blackburn	1985-86	R. Cunneyworth & D. Hannan
1971-72	Duane Rupp	1986-87	Dan Frawley
1972-73	Lowell MacDonald	1987-88	Dave Hunter
1973-74	Ron Schock	1988-89	Bob Errey
1974-75	Gary Inness	1989-90	Bob Errey & Troy Loney
1975-76	Ron Stackhouse	1990-91	Randy Gilhen
1976-77	Wayne Bianchin	1991-92	Joe Mullen
1977-78	Dave Schultz	1992-93	Ron Francis
1978-79	George Ferguson	1993-94	Joe Mullen
1979-80	Russ Anderson	1994-95	Ken Wregget
1980-81	Paul Gardner	1995-96	Petr Nedved
1981-82	Pat Boutette	1996-97	Stu Barnes
1982-83	Andre St. Laurent	1997-98	Rob Brown & Martin Straka
1983-84	Gary Rissling	1998-99	German Titov

BOOSTER CLUB AWARD

The Penguins Booster Club makes an annual presentation known as the Three Star Award. Booster Club members vote for three stars after every home game and tally their votes at the end of the regular season for the winner.

1974-75	Vic Hadfield	1986-87	Mario Lemieux
1975-76	Dave Burrows	1987-88	Mario Lemieux
1976-77	Dunc Wilson	1988-89	Mario Lemieux
1977-78	Denis Herron	1989-90	Mario Lemieux
1978-79	Randy Carlyle	1990-91	Mark Recchi
1979-80	George Ferguson	1991-92	Mario Lemieux
1980-81	Randy Carlyle	1992-93	Mario Lemieux
1981-82	Michel Dion	1993-94	Ron Francis
1982-83	Michel Dion	1994-95	Jaromir Jagr
1983-84	Mike Bullard	1995-96	Mario Lemieux
1984-85	Mario Lemieux	1996-97	Mario Lemieux
1985-86	Mario Lemieux	1997-98	Jaromir Jagr
		1998-99	Jaromir Jagr

DEFENSIVE PLAYER OF THE YEAR AWARD

The Defensive Player of the Year Award recognizes the player who excelled defensively for the team.

1992-93	Tom Barrasso	1995-96	Chris Tamer
1993-94	Ulf Samuelsson	1996-97	Darius Kasparaitis
1994-95	Ulf Samuelsson	1997-98	Tom Barrasso
		1998-99	German Titov

PLAYER'S PLAYER AWARD

The players hold a vote at the end of the season for the player they feel exemplifies leadership for the team both on and of the ice, and a player who is dedicated to teamwork.

1968-69	Val Fonteyne	1983-84	Denis Herron
1969-70	Jean Pronovost & Dean Prentice	1984-85	Warren Young
1970-71	Jean Pronovost	1985-86	Terry Ruskowski
1971-72	Jean Pronovost	1986-87	Dan Quinn & Terry Ruskowski
1972-73	Lowell MacDonald	1987-88	Mario Lemieux
1973-74	Jean Pronovost	1988-89	Randy Hillier
1974-75	Ron Schock	1989-90	Randy Hillier
1975-76	Jean Pronovost	1990-91	Mark Recchi
1976-77	Denis Herron	1991-92	Joe Mullen
1977-78	Denis Herron	1992-93	Mario Lemieux
1978-79	Greg Malone	1993-94	Ron Francis
1979-80	Rick Kehoe	1994-95	Ron Francis
1980-81	Rick Kehoe	1995-96	Ron Francis
1981-82	Mike Bullard	1996-97	Joe Mullen
1982-83	Pat Boutette	1997-98	Ron Francis
		1998-99	Jaromir Jagr & Martin Straka

TEAM AWARDS

"GOOD GUY" AWARD — "BAZ" BASTIEN MEMORIAL AWARD

The "Good Guy" Award is presented by the Pittsburgh Chapter of the Professional Hockey Writers Association to the player who the local members of the PHWA want to acknowledge for his cooperation throughout the year. The award is presented in the memory of the late Aldege "Baz" Bastien, Penguins General Manager from 1976 to 1983.

1983-84	Gary Rissling	1991-92	Larry Murphy
1984-85	Gary Rissling	1992-93	Kevin Stevens
1985-86	Terry Ruskowski	1993-94	Joe Mullen
1986-87	Dan Frawley	1994-95	Larry Murphy
1987-88	Randy Cunneynworth	1995-96	Petr Nedved
1988-89	Jim Johnson	996-97	Ken Wregget
1989-90	Troy Loney	1997-98	Ron Francis
1990-91	Phil Bourque	1998-99	Jiri Slegr

DONADEO-SULLIVAN MEMORIAL AWARD - MASTERTON NOMINEE

The Pittsburgh Chapter of the Professional Hockey Writers Association votes for the Pittsburgh Penguins Masterton nominee. Each NHL team selects a Masterton candidate from which the overall winner is chosen. The Masterton candidate is nominated as the player who best exemplifies the qualities of perseverance, sportsmanship and dedication to hockey.

1982-83	Greg Malone	1990-91	Mario Lemieux
1983-84	Denis Herron	1991-92	Joe Mullen
1984-85	Gary Rissling & Warren Young	1992-93	Mario Lemieux
1985-86	Terry Ruskowski	1993-94	Kevin Stevens
1986-87	Randy Cunneynworth	1994-95	John Cullen
1987-88	Randy Hillier	1995-96	Ron Francis
1988-89	Phil Bourque	1996-97	Joe Mullen
1989-90	Mario Lemieux	1997-98	Rob Brown
		1998-99	Darius Kasparaitis

MOST VALUABLE PLAYER AWARD

The Most Valuable Player Award is based on the overall contribution the player makes to the team.

1967-68	Les Binkley	1982-83	Doug Shedden
1968-69	Keith McCreary	1983-84	Mike Bullard
1969-70	Jean Pronovost	1984-85	Mario Lemieux
1970-71	Ron Schock	1985-86	Mario Lemieux
1971-72	Jean Pronovost	1986-87	Mario Lemieux
1972-73	Dave Burrows	1987-88	Mario Lemieux
1973-74	Syl Apps, Dave Burrows	1988-89	Mario Lemieux
	Jean Pronovost, Lowell MacDonald	1989-90	Mario Lemieux
1974-75	Ron Schock & Ron Stackhouse	1990-91	Mark Recchi
1975-76	Pierre Larouche	1991-92	Mario Lemieux
1976-77	Dunc Wilson	1992-93	Mario Lemieux
1977-78	Pete Mahovich	1993-94	Ron Francis
1978-79	Ron Stackhouse & Orest Kindrachuk	1994-95	Jaromir Jagr
1979-80	George Ferguson	1995-96	Mario Lemieux
1980-81	Randy Carlyle	1996-97	Mario Lemieux
1981-82	Michel Dion	1997-98	Ron Francis & Jaromir Jagr
		1998-99	Jaromir Jagr

TEAM AWARDS

THE EDWARD J. DeBARTOLO - COMMUNITY SERVICE AWARD

The Edward J. DeBartolo Award recognizes the players who have donated a tremendous amount of time during the season working on community and charity projects.

1991-92	Troy Loney & Phil Bourque
1992-93	Jim Paek & Shawn McEachern
1993-94	Ken Wregget & Tom Barrasso
1994-95	Ron Francis & Bryan Trotter
1995-96	Dave Roche
1996-97	Joe Dzedzic & Chris Tamer
1997-98	Chris Tamer & Tyler Wright
1998-99	Rob Brown & Tyler Wright

1998-99 BOB JOHNSON SCHOLARSHIP WINNER

The Bob Johnson Scholarship was started in 1992 and is presented annually to a Western Pennsylvania high school senior for academic excellence, community involvement and providing leadership, sportsmanship and a positive attitude as a member of the school's hockey program. Students must attain a minimum grade point average of 3.20 to qualify for the scholarship.

William Downey, a senior at Central Catholic High School was selected as the 1999 Bob Johnson Scholarship winner. The scholarship, sponsored by the Penguins, is for \$2,500.

Downey, a right wing, recorded 96 goals and 91 assists for 187 points during his four years of varsity hockey at Central Catholic. He led his team in scoring each of his last three years and finished his high school career as the school's second all-time leading scorer.

Downey was named the Vikings' Offensive Most Valuable Player three times and captured the Players' Player honor twice. He was also honored with KDKA-TV's Extra Effort Award, FOX 53 Athlete of the Week and the Post Gazette Athlete of the Week.

Downey registered a 3.55 weighted grade point average as a senior and was a member of the National Honor Society, Campus Ministry and World Affairs Council at Central Catholic. He is scheduled to play junior hockey with the Chicago Freeze of the North American Hockey League this year, and plans to attend a four-year college.

PREVIOUS JOHNSON SCHOLARSHIP WINNERS

1992	John Yackmack (Armstrong Central High School)
1993	Charlie Blasko (Greensburg Salem High School)
1994	Ryan Smart (Meadville High School)
1995	John Cullen (Kiski Area High School) & Doug Swingle (Franklin Regional High School)
1996	Brett Houston (Bishop McCort High School)
1997	Colin Smithraaratchy (Hempfield Area Senior High School)
1998	Mary Montgomery (Shady Side Academy)
1999	William Downey (Central Catholic)

UNIFORM NUMBERS

1. Hank Bassen, Joe Daley, Paul Hoganson, Cam Newton, Roy Edwards, Jim Rutherford, Bob Johnson, Gordon Laxton, Denis Herron, Richard Harrison, Steve Guenette, Pat Riggan, Wendell Young, Rob Dopson & **Peter Skudra**.
2. Leo Boivin, Duane Rupp, Bob Paradise, Ed Van Impe, Tom Edur, Tom Bladon, Pat Price, Gilles Lupien, Brian Lundberg, Phil Bourque, Greg Fox, Joe McDonnell, Todd Charlesworth, Chris Dahlquist, Jim Paek & Chris Tamer.
3. Al MacNeil, John Arbour, Bob Woytowich, Tim Horton, Jack Lynch, Ron Stackhouse, Bennett Wolf, Norm Schmidt, Doug Bodger, Jim Kyte, Jim Paek, Grant Jennings, Sergei Zubov & Stefan Bergkvist.
4. Noel Price, Bob Blackburn, Dave Burrows, Dale Tallon, Paul Baxter, Marty McSorley, Phil Bourque, Chris Dahlquist, Dwight Schofield, Larry Murphy, Gord Dineen, Greg Andrusak, Greg Hawgood, Corey Foster & **Kevin Hatcher**.
5. Dick Mattiussi, Ted Lanyon, Bryan Watson, Ab DeMarco, Barry Wilkins, Steve Lyon, Mario Faubert, Lex Hudson, Ron Meighan, Bryan Maxwell, Mike Rowe, Ville Siren, Gord Dineen, Ulf Samuelsson & **Brad Werenka**.
6. Dunc McCallum, Tracy Pratt, Sheldon Kannegiesser, Ron Jones, Colin Campbell, Tom Price, Kim Clackson, Bennett Wolf, Errol Thompson, Greg Hotham, Jim Johnson, Todd Charlesworth, Scott Young, Jeff Chychrun, Peter Ahola, Mike Ramsey & Neil Wilkinson.
7. Art Stratton, Lou Angotti, Bryan Hextall, Steve Durbano, Russ Anderson, Rick MacLeish, Ian Turnbull, Rod Buskas & Joe Mullen.
8. Val Fonteyne, Jim Wiley, Rick Kehoe, Hartland Monahan, Dave Schultz, Mike Meeker, Bob Stewart, Dave Burrows, Randy Boyd, Tom O'Regan, Petteri Lehto, Terry Ruskowski, Perry Ganchar, Mark Recchi, Bryan Smolinski, Kevin Miller, Garry Valk & Bobby Dallas.
9. Andy Bathgate, Charlie Burns, Billy Hicke, Al McDonough, Chuck Arnason, Simon Nolet, Blair Chapman, Mark Johnson, Stan Jonathan, Rich Sutter, Ron Flockhart, John Chabot, Wilf Paiement, Andrew McBain, Tony Tanti, Ron Francis, Len Barrie, Dan Quinn, Greg Johnson & **German Titov**.
10. Earl Ingarfield, George Swarbrick, Keith McCreary, Robin Burns, Ted Snell, Pierre Larouche, Peter Lee, Gary Rissling, Bob Errey, Wayne Babych, Dan Quinn, Barry Pederson & Ron Francis.
11. Gene Ubriaco, Tracy Pratt, Nick Harbaruk, Bernie Lukowich, Vic Hadfield, John Flesch, Tom Cassidy, George Ferguson, Anders Hakansson, Rocky Saganuik, Tim Tookey, Troy Loney, Dwight Mathiasen, Lee Giffin, Alain Lemieux, Warren Young, John Cullen, Alek Stojanov, Shawn Antoski & **Darius Kasparaitis**.
12. Ken Schinkel, Blaine Stoughton, Kelly Pratt, Greg Malone, Mitch Lamourex, Dean DeFazio, Tom O'Regan, Tom Roulston, Bob Errey, Larry Depalma, Troy Murray, Chris Wells, Richard Park, Sean Pronger & **Martin Sonnenberg**.
13. Jim Hamilton & Charlie Simmer.
14. Billy Dea, Rick Kessell, Ron Snell, Lowell MacDonald, Rene Robert, Wayne Bianchin, Nick Libett, Doug Shedden, Dan Quinn, Chris Kontos, Bryan Erickson, Jock Callander, Gordie Roberts, Dave Tippett, Brad Lauer & Stu Barnes.
15. Bob Dillabough, Billy Harris, George Swarbrick, Steve Cardwell, Yvon Labre, Brian McKenzie, Rick Kessell, Bob McManama, Stan Gilbertson, Pat Boutette, Gary Rissling, Randy Cunneynworth, Dave Capuano, Doug Smith, Randy Gilhen, Shawn McEachern, Dmitri Mironov, Josef Beranek & **Robert Dome**.
16. Wayne Hicks, Ron Snell, Glen Sather, Sheldon Kannegiesser, Ron Lalonde, Lew Morrison, Derek Sanderson, Kim Davis, Mike Meeker, Gary McAdam, Bennett Wolf, Marc Chorney, Mark Taylor, Jim McGeough, Kevin LaVallee, Charlie Simmer, Steve Gotaas, Jay Caulfield, Mike Hudson, Joe Dziedzic, Eddie Olczyk & Jeff Serowik.
17. Billy Speer, Bill LeCaine, Ron Schock, Rick Kehoe, Lee Giffin, Brad Aitken, Tomas Sandstrom, Peter Ferraro & Brian Bonin.
18. George Konik, Wally Boyer, Lowell MacDonald, Ross Lonsberry, Kevin McClelland, Tom Roulston, Craig Simpson, Jimmy Mann, Mark Recchi, Richard Zemlak, Jeff Daniels, Ken Priestley, Francois Leroux, Garry Valk, Patrick Lebeau & Ryan Savoia.
19. Bob Rivard, Jean Pronovost, Dale Tallon, Greg Sheppard, Rick MacLeish, Grant Sasser, Arto Javanianen, Willy Lindstrom, Dave McLlwain, Randy Gilhen & Bryan Trottier.
20. Ab McDonald, Bob Woytowich, Dean Prentice, Robin Burns, John Stewart, Steve Cardwell, Yvon Labre, Jacques Cossette, Yves Bergeron, Pete Mahovich, Paul Marshall, Paul Gardner, Gary Rissling, Moe Mantha, Dave Hunter, Dave Hannan, Jamie Leach, Jeff Daniels, Luc Robitaille, Bryan Smolinski, Greg Johnson, Roman Oksiuta & **Robert Lang**.
21. Keith McCreary & Michel Briere.

UNIFORM NUMBERS PAST & PRESENT

22. Paul Andrea, Greg Polis, Bob Kelly, Brian Spencer, Kim Davis, Mike Bullard, Neil Belland, Dwight Mathiasen, Jim McGeough, Chris Joseph, Wayne Van Dorp, Steve Dykstra, Paul Stanton, Rick Tocchet, Norm Maciver, Jason Woolley & **Sven Butenschon**.
23. Mel Pearson, Jean Guy Legace, Doug Barrie, Rick Kessel, John Stewart, Bob Leiter, Eddie Shack, Larry Bignell, Nelson Debenedet, Ed Gilbert, Jim Hamilton, Rod Schutt, Gary Rissling, Doug Lecuyer, Rich Sutter, Andy Brickley, Wally Weir, Randy Hillier, Kjell Sameulsson, Paul Stanton, Chris Joseph, Domenic Pittis, Fredrik Olausson & Victor Ignatjev.
24. Gary Swain, Rod Zaine, Tim Horton, Eddie Schack, Jean Guy Lagace, Larry Bignell (playoffs only), Mario Faubert, Don Awrey, Bob Paradise, Pat Hughes, Marc Chorney, Pat Graham, Rob Garner, Ted Bulley, Kevin McCarthy, Roger Belanger, Dwight Mathiasen, Troy Loney, Doug Brown & **Ian Moran**.
25. Robin Burns, John Stewart, Darryl Edestrand, Nick Beverly, Dennis Owchar, Greg Redquest, Tom Price, Randy Carlyle, Kevin McCarthy, Ted Nolan, Norm Schmidt, Kevin Stevens, Alek Stojanov & Dan Kesa.
26. Dunc McCallum, Mike McMahon, Syl Apps, Pete Mahovlich, Orest Kindrachuk, Paul Mulvey, Steve Gatzos, Wayne Babych, Mike Blaisdell, Mark Kachowski, Mike Stapleton, Richard Park, Dave McLwain, Petr Kilma, Darius Kasparaitis & Garry Valk.
27. Jim Morrison, Joe Noris, Jim Shires, Hank Nowak, Yves Bergeron, Pete Laframboise, Mike Corrigan, Jacques Cossette, Rod Schutt, Todd Charlesworth, Gilles Meloche, Scott Bjugstad, Gilbert Delorme, Glen Murray, Eddie Olczyk & **Alexei Kovalev**.
28. Harvey Bennett, Mario Faubert, Gene Carr, Tom Price, Jim Hamilton, Bob Simpson, Tim Hrynewich, Bruce Crowder, Robert Geale, Steve Gatzos, Dan Frawley, Gordie Roberts, Kjell Samuelsson, Greg Andrusak, Jeff Christian, Craig Muni & Dan Kesa.
29. Al Smith, Jim Rutherford, Denis Herron, Andy Brown, Gary Inness, Bob Stumpf, Dunc Wilson, Greg Millen, Michel Dion, Phil Bourque, Markus Naslund & **Tyler Wright**.
30. Les Binkley, Marv Edwards, Cam Newton, Andy Brown, Gary Inness, Bob Taylor, Gordon Laxton, Paul Gardner, Kim Davis, Gary Edwards, Roberto Romano, Steve Guenette, Alain Chevrier, Philippe DeRouville & **Jean-Sebastien Aubin**.
31. Michel Plasse, Nick Ricci, Vincent Tremblay, Brian Ford, Carl Mokosak, Rich Tabaracci, Tom Barrasso & Ken Wregget.
32. Dave Hannan, Dave Goertz, Pat Mayer & Peter Taglianetti.
33. Tony Feltrin, Bob Simpson, Rocky Saganiuk, Bob Gladney, Doug Bodger, Mike Rowe, Mitch Wilson, Zarley Zalapski, Bryan Fogarty, Marty McSorley, Jim McKenzie, Stefan Bergkvist & Alex Hicks.
34. Andre St. Laurent, Tom Thornbury, Greg Tebbutt, Randy Hillier, Ted Nolan, Todd Charlesworth, Lee Griffin, Dwight Mathiasen, Scott Young, Dave Michayluk (playoffs only), Greg Brown, Rusty Fitzgerald & Jeff Christian.
35. Roberto Romano, Warren Young, Darren Lowe, Ron Duguay, Brad Aitken & **Tom Barrasso**.
36. Jock Callender, Pat Neaton, Greg Andrusak, Corey Foster, Brad Lauer, J.J. Daigneault & **Matthew Barnaby**.
37. Justin Duberman, Ladislav Karabin, Greg Andrusak & **Kip Miller**.
38. Scott Gruhl, Jiri Hrdina, Peter Allen, Andreas Johansson & **Jan Hrdina**.
39. Mike Needham & Peter Allen.
40. Frank Pietrangelo & Patrick Lalime.
42. Tuomas Gronman.
43. Jeff Daniels.
44. Todd Nelson, Drake Berehowsky, Ed Patterson & **Rob Brown**.
45. Mike Needham (playoffs only) & Glen Mulvenna.
46. Victor Ignatjev & **Pavel Skrbek**
47. Maxim Galanov
48. Sven Butenschon & Jeff Serowik
49. Greg Andrusak
51. Dave Roche.
52. Rusty Fitzgerald.
55. Larry Murphy & Drake Berehowsky.
56. Sergei Zubov.
57. Chris Ferraro.
66. Mario Lemieux.
68. **Jaromir Jagr**.
71. **Jiri Slegr**.
72. Jeff Christian.
76. Richard Park.
77. Paul Coffey.
82. **Martin Straka**.
85. Petr Kilma.
92. Rick Tocchet.
93. Petr Nedved.
95. **Aleksey Morozov**.

HALL OF FAME**HALL OF FAME**

In June of 1992, Jean Pronovost, Rick Kehoe and the late Bob Johnson were selected as the charter members of the Pittsburgh Penguins Hall of Fame. They were formally inducted on October 22 before the Penguins-Detroit game at the Civic Arena. In March of 1994, Syl Apps was named to the Hall of Fame and formally inducted on April 5, 1995, prior to the Penguins-Hartford game. In March of 1996, former Penguins owner Edward J. DeBartolo, defenseman Dave Burrows and Elaine Heufelder, who has worked for the team on the administrative side for 35 years were selected for the Hall of Fame and were formally inducted prior to the Penguins-Toronto game on March 20, 1997.

BOB JOHNSON

Bob Johnson coached the Penguins to their first-ever Stanley Cup Championship in 1990-91. Johnson, an outstanding college coach and former head coach of the Calgary Flames, became head coach of the Penguins on June 12, 1990, and led the team to its first-ever Patrick Division title with 88 points. The Penguins then went on to win the Patrick Division playoff title and the Wales Conference Trophy to earn the club's first trip to the Stanley Cup Finals. The Penguins reached the mountaintop on May 25, 1991, with an 8-0 win at Minnesota, capturing Lord Stanley's Cup. Johnson became only the second American-born coach to win the Cup. Only three months later, on November 26, 1991, he passed away at his home in Colorado. Thanks in large part to Coach Bob Johnson, it will always be "A Great Day for Hockey" in Pittsburgh.

RICK KEHOE

Acquired from Toronto on September 13, 1974, Rick Kehoe played 11 seasons with the Penguins (1974-75 to 1984-85). A right-winger, he scored a career-high 55 goals in the 1980-81 season. Only Mario Lemieux and Jaromir Jagr have more goals in a single season with the club. With Pittsburgh, Kehoe led the team in goals and points on three occasions. He recorded 25 or more goals in nine of his 10 seasons with the Penguins, while topping the 30-goal mark five times. With 636 points as a Penguin, Kehoe ranks third in club history in points, trailing only Lemieux and Jagr, third in games played (722), fourth in goals (312), sixth in assists (324), third in power play goals (95) and third in hat tricks (8). He played in the NHL All Star Game twice, and won the Lady Byng Trophy in 1981.

JEAN PRONOVOST

Jean Pronovost played 10 seasons with the Penguins from 1968-78, and has played in more Penguins games than any player in club history (753). A right wing, Pronovost was the first Penguins player to score 50 goals in a season, when he tallied 52 in 1975-76. He led the team in goals five times and in points twice, and recorded 20 or more goals in nine of his 10 seasons with the Penguins, while playing in 70 or more games in eight of those 10 seasons. Pronovost ranks third in club history with 316 goals, fifth in points (603), seventh in assists (287), fifth in power play goals (70) and third in game-winning goals (42). He represented the Penguins in the NHL All-Star Game on four occasions and served as team captain in 1977-78.

SYL APPS

Syl Apps was acquired by the Penguins from the New York Rangers, along with Sheldon Kannegiesser, in January, 1971, in exchange for current Edmonton Oilers general manager Glen Sather. He spent six full seasons and part of two others with the Penguins. He scored 151 goals and 349 assists for 500 points in 495 regular season games and added eight points (4+4) in 19 playoff games. Apps led the team in scoring three times, and currently ranks ninth on the Penguins career list in goals, fourth in assists, seventh in points, tied for 11th in games played, seventh in game-winning goals (20) and fifth in short-handed goals (11). He led the Penguins in assists five times, including the 1975-76 season when he notched a career-high 99 points (32+67). He was also the Most Valuable Player in the 1975 All-Star Game in Montreal. For four seasons, Apps centered the famed "Century Line" that included right wing Jean Pronovost and left wing Lowell MacDonald. The trio combined for 203 points and 84 goals in 1972-73, 239 points and 107 goals in 1973-74, 214 points and 94 goals in 1974-75 and 276 points and 114 goals in 1975-76.

DAVE BURROWS

Dave Burrows was one of the survivors of a dying breed - the defensive defenseman - and his perfection of the art made him one of the most popular players in Penguins history. The Penguins selected Burrows from the Chicago Blackhawks in the NHL Intra-League Draft in June of 1971. He played with the Penguins through the 1977-78 season, before being traded to Toronto for Randy Carlyle and George Ferguson in June of 1978. He was re-acquired by the Penguins in November of 1980, and remained with the team through the 1981-82 season. Overall, he played in 724 NHL games with the Penguins and Toronto, collecting 29 goals and 135 assists for 164 points. Burrows totaled just 377 penalty minutes in his career, along with just six in 29 playoff games. With the Penguins, he recorded 132 points (24+108) in 573 games and four points (1+3) in 20 playoff games. Burrows played in the 1974 and 1976 All-Star Games, and was chosen to play for Team Canada in 1976.

EDWARD J. DeBARTOLO

Edward J. DeBartolo bought one-third ownership in the Penguins in 1977, then purchased the team outright one year later. The brightest moment during his tenure was the team's first Stanley Cup championship in 1991. With patience and perseverance, the DeBartolo franchise endured a streak of six consecutive seasons without a playoff berth, before beginning to rebound in the late 80s, coming within a game of the the conference final in 1989. DeBartolo sold the team to Howard Baldwin, Morris Belzberg and Thomas Ruta in November of 1991.

DeBartolo was selected as Man of the Year in 1983 by Vectors/Pittsburgh, was named Youngstown State University's Distinguished Citizen in 1984 and was a 1985 recipient of the Ohio Governor's Award. In 1986, DeBartolo was among 80 people chosen to receive the Ellis Island Medal of Honor, presented to American citizens who have distinguished themselves and preserved the values of their heritage. The medal was first presented in celebration of the Statue of Liberty's 200th birthday, and will only be awarded every 10 years. DeBartolo passed away on December 19, 1994 at the age of 85.

ELAINE HEUFELDER

Elaine Heufelder has served the Penguins and the Civic Arena for more than 35 years. She was the executive assistant for the Arena's first building manager, Charles Strong, and worked with Paul Martha, Edward J. DeBartolo, Sr., Roger Marino and now Mario Lemieux. Throughout her career, she has played a key role in the operation of the building and the team's front office.



PLAYOFF RESULTS

1968 - Did Not Qualify For Playoffs

1969 - Did Not Qualify For Playoffs

1970 - Quarterfinals vs Oakland (Pittsburgh won series, 4-0)

Apr. 8	Oakland	1	at	Pittsburgh	2	W
Apr. 9	Oakland	1	at	Pittsburgh	3	W
Apr. 11	Pittsburgh	5	at	Oakland	2	W
Apr. 12	Pittsburgh	3	at	Oakland	2 (OT)	W

Semifinals vs St. Louis (St. Louis won series, 4-2)

Apr. 19	Pittsburgh	1	at	St. Louis	3	L
Apr. 21	Pittsburgh	1	at	St. Louis	4	L
Apr. 23	St. Louis	2	at	Pittsburgh	3	W
Apr. 26	St. Louis	1	at	Pittsburgh	2	W
Apr. 28	Pittsburgh	0	at	St. Louis	5	L
Apr. 30	St. Louis	4	at	Pittsburgh	3	L

1971 - Did Not Qualify For Playoffs

1972 - Quarterfinals vs Chicago (Chicago won series, 4-0)

Apr. 5	Pittsburgh	1	at	Chicago	3	L
Apr. 6	Pittsburgh	2	at	Chicago	3	L
Apr. 8	Chicago	2	at	Pittsburgh	0	L
Apr. 9	Chicago	6	at	Pittsburgh	5 (OT)	L

1973 - Did Not Qualify For Playoffs

1974 - Did Not Qualify For Playoffs

1975 - Preliminary Round vs St. Louis (Pittsburgh won series, 2-0)

Apr. 8	St. Louis	3	at	Pittsburgh	4	W
Apr. 10	Pittsburgh	3	at	St. Louis	3	W

Quarterfinals vs New York Islanders (NY Islanders won series, 4-3)

Apr. 13	NY Islanders	4	at	Pittsburgh	5	W
Apr. 15	NY Islanders	1	at	Pittsburgh	3	W
Apr. 17	Pittsburgh	6	at	NY Islanders	4	W
Apr. 20	Pittsburgh	1	at	NY Islanders	3	L
Apr. 22	NY Islanders	4	at	Pittsburgh	2	L
Apr. 24	Pittsburgh	1	at	NY Islanders	4	L
Apr. 26	NY Islanders	1	at	Pittsburgh	0	L

1976 - Preliminary Round vs Toronto (Toronto won series, 2-1)

Apr. 6	Pittsburgh	1	at	Toronto	4	L
Apr. 8	Toronto	0	at	Pittsburgh	2	W
Apr. 9	Pittsburgh	0	at	Toronto	4	L

1977 - Preliminary Round vs Toronto (Toronto won series, 2-1)

Apr. 5	Pittsburgh	4	at	Toronto	2	L
Apr. 7	Toronto	6	at	Pittsburgh	4	W
Apr. 9	Pittsburgh	5	at	Toronto	2	L

1978 - Did Not Qualify For Playoffs

PLAYOFF RESULTS**1979 - Preliminary Round vs Buffalo (Pittsburgh won series, 2-1)**

Apr. 10	Pittsburgh	4	at	Buffalo	3	W
Apr. 12	Buffalo	3	at	Pittsburgh	1	L
Apr. 14	Pittsburgh	4	at	Buffalo	3 (OT)	W

Quarterfinals vs Boston (Boston won series, 4-0)

Apr. 16	Pittsburgh	2	at	Boston	6	L
Apr. 18	Pittsburgh	3	at	Boston	4	L
Apr. 21	Boston	2	at	Pittsburgh	1	L
Apr. 22	Boston	4	at	Pittsburgh	1	L

1980 - Preliminary Round vs Boston (Boston won series, 3-2)

Apr. 8	Pittsburgh	4	at	Boston	2	W
Apr. 10	Pittsburgh	1	at	Boston	4	L
Apr. 12	Boston	1	at	Pittsburgh	4	W
Apr. 13	Boston	8	at	Pittsburgh	3	L
Apr. 14	Pittsburgh	2	at	Boston	6	L

1981 - Preliminary Round vs St. Louis (St. Louis won series, 3-2)

Apr. 8	Pittsburgh	2	at	St. Louis	4	L
Apr. 9	Pittsburgh	6	at	St. Louis	4	W
Apr. 11	St. Louis	5	at	Pittsburgh	4	L
Apr. 12	St. Louis	3	at	Pittsburgh	6	W
Apr. 14	Pittsburgh	3	at	St. Louis	4 (2 OT)	L

1982 - Preliminary Round vs New York Islanders (Islanders won series, 3-2)

Apr. 7	Pittsburgh	1	at	NY Islanders	8	L
Apr. 8	Pittsburgh	2	at	NY Islanders	7	L
Apr. 10	NY Islanders	1	at	Pittsburgh	2 (OT)	W
Apr. 11	NY Islanders	2	at	Pittsburgh	5	W
Apr. 14	Pittsburgh	3	at	NY Islanders	4 (OT)	L

1983 - Did Not Qualify For Playoffs**1984 - Did Not Qualify For Playoffs****1985 - Did Not Qualify For Playoffs****1986 - Did Not Qualify For Playoffs****1987 - Did Not Qualify For Playoffs****1988 - Did Not Qualify For Playoffs****1989 - Patrick Division Semifinals vs New York Rangers (Pittsburgh won series, 4-0)**

Apr. 5	NY Rangers	1	at	Pittsburgh	3	W
Apr. 6	NY Rangers	4	at	Pittsburgh	7	W
Apr. 8	Pittsburgh	5	at	NY Rangers	3	W
Apr. 9	Pittsburgh	4	at	NY Rangers	3	W

PLAYOFF RESULTS

1989 - Patrick Division Semifinals vs Philadelphia (Philadelphia won series, 4-3)

Apr. 17	Philadelphia	3	at	Pittsburgh	4	W
Apr. 19	Philadelphia	4	at	Pittsburgh	2	L
Apr. 21	Pittsburgh	4	at	Philadelphia	3 (OT)	W
Apr. 23	Pittsburgh	1	at	Philadelphia	4	L
Apr. 25	Philadelphia	7	at	Pittsburgh	10	W
Apr. 27	Pittsburgh	2	at	Philadelphia	6	L
Apr. 29	Philadelphia	4	at	Pittsburgh	1	L

1990 - Did Not Qualify For Playoffs**1991 - Patrick Division Semifinals vs New Jersey (Pittsburgh won series, 4-3)**

Apr. 3	New Jersey	3	at	Pittsburgh	1	L
Apr. 15	New Jersey	4	at	Pittsburgh	5 (OT)	W
Apr. 7	Pittsburgh	4	at	New Jersey	3	W
Apr. 9	Pittsburgh	1	at	New Jersey	4	L
Apr. 11	New Jersey	4	at	Pittsburgh	20	L
Apr. 13	Pittsburgh	4	at	New Jersey	3	W
Apr. 15	New Jersey	0	at	Pittsburgh	4	W

Patrick Division Finals vs Washington (Pittsburgh won series, 4-1)

Apr. 17	Washington	4	at	Pittsburgh	2	L
Apr. 19	Washington	6	at	Pittsburgh	7 (OT)	W
Apr. 21	Pittsburgh	3	at	Washington	1	W
Apr. 23	Pittsburgh	3	at	Washington	1	W
Apr. 25	Washington	1	at	Pittsburgh	4	W

Prince of Wales Conference Finals vs. Boston (Pittsburgh won series, 4-2)

May 1	Pittsburgh	3	at	Boston	6	L
May 3	Pittsburgh	4	at	Boston	5 (OT)	L
May 5	Boston	1	at	Pittsburgh	4	W
May 7	Boston	1	at	Pittsburgh	4	W
May 9	Pittsburgh	7	at	Boston	2	W
May 11	Boston	3	at	Pittsburgh	5	W

Stanley Cup Finals vs Minnesota (Pittsburgh won series, 4-2)

May 15	Minnesota	5	at	Pittsburgh	4	L
May 17	Minnesota	1	at	Pittsburgh	4	W
May 19	Pittsburgh	1	at	Minnesota	3	L
May 21	Pittsburgh	5	at	Minnesota	3	W
May 23	Minnesota	4	at	Pittsburgh	6	W
May 25	Pittsburgh	8	at	Minnesota	0	W

1992 - Patrick Division Semifinals vs Washington (Pittsburgh won series, 4-3)

Apr. 19	Pittsburgh	1	at	Washington	3	L
Apr. 21	Pittsburgh	2	at	Washington	6	L
Apr. 23	Washington	4	at	Pittsburgh	6	W
Apr. 25	Washington	7	at	Pittsburgh	2	L
Apr. 27	Pittsburgh	5	at	Washington	2	W
Apr. 25	Washington	4	at	Pittsburgh	6	W
May 1	Pittsburgh	3	at	Washington	1	W

Patrick Division Finals vs New York Rangers (Pittsburgh won series, 4-2)

May 3	Pittsburgh	4	at	NY Rangers	2	W
May 5	Pittsburgh	2	at	NY Rangers	4	L
May 7	NY Rangers	6	at	Pittsburgh	5 (OT)	L
May 9	NY Rangers	4	at	Pittsburgh	5 (OT)	W
May 11	Pittsburgh	3	at	NY Rangers	2	W
May 13	NY Rangers	1	at	Pittsburgh	5	W

PLAYOFF RESULTS

1992 - Wales Conference Finals vs Boston (Pittsburgh won series, 4-0)

May 17	Boston	3	at	Pittsburgh	4 (OT)	W
May 19	Boston	2	at	Pittsburgh	5	W
May 21	Pittsburgh	5	at	Boston	1	W
May 23	Pittsburgh	5	at	Boston	1	W

Stanley Cup Finals vs Chicago (Pittsburgh won series, 4-0)

May 26	Chicago	4	at	Pittsburgh	5	W
May 28	Chicago	1	at	Pittsburgh	3	W
May 30	Pittsburgh	1	at	Chicago	0	W
June 1	Pittsburgh	6	at	Chicago	5	W

1993 - Patrick Division Semifinals vs New Jersey (Pittsburgh won series, 4-1)

Apr. 18	New Jersey	3	at	Pittsburgh	6	W
Apr. 20	New Jersey	0	at	Pittsburgh	7	W
Apr. 22	Pittsburgh	4	at	New Jersey	3	W
Apr. 25	Pittsburgh	1	at	New Jersey	4	L
Apr. 26	New Jersey	3	at	Pittsburgh	5	W

Patrick Division Finals vs New York Islanders (NY Islanders won series, 4-3)

May 2	NY Islanders	3	at	Pittsburgh	2	L
May 4	NY Islanders	0	at	Pittsburgh	3	W
May 6	Pittsburgh	3	at	NY Islanders	1	W
May 8	Pittsburgh	5	at	NY Islanders	6	L
May 10	NY Islanders	3	at	Pittsburgh	6	W
May 12	Pittsburgh	5	at	NY Islanders	7	L
May 14	NY Islanders	4	at	Pittsburgh	3 (OT)	L

1994 - Eastern Conference Quarterfinals vs Washington (Washington won series, 4-2)

Apr. 17	Washington	5	at	Pittsburgh	3	L
Apr. 19	Washington	1	at	Pittsburgh	2	W
Apr. 21	Pittsburgh	0	at	Washington	2	L
Apr. 23	Pittsburgh	1	at	Washington	4	L
Apr. 25	Washington	2	at	Pittsburgh	3	W
Apr. 27	Pittsburgh	3	at	Washington	6	L

1995 - Eastern Conference Quarterfinals vs Washington (Pittsburgh won series, 4-3)

May 6	Washington	5	at	Pittsburgh	4	L
May 8	Washington	3	at	Pittsburgh	5	W
May 10	Pittsburgh	2	at	Washington	6	L
May 12	Pittsburgh	2	at	Washington	6	L
May 14	Washington	5	at	Pittsburgh	6 (OT)	W
May 16	Pittsburgh	7	at	Washington	1	W
May 18	Washington	0	at	Pittsburgh	3	W

Eastern Conference Semifinals vs New Jersey (New Jersey won series, 4-1)

May 20	New Jersey	2	at	Pittsburgh	3	W
May 22	New Jersey	4	at	Pittsburgh	2	L
May 24	Pittsburgh	1	at	New Jersey	5	L
May 26	Pittsburgh	1	at	New Jersey	2 (OT)	L
May 28	New Jersey	4	at	Pittsburgh	1	L

1996 - Eastern Conference Quarterfinals vs Washington (Pittsburgh won series, 4-2)

April 17	Washington	6	at	Pittsburgh	4	L
April 19	Washington	5	at	Pittsburgh	3	L
April 22	Pittsburgh	4	at	Washington	1	W
April 24	Pittsburgh	3	at	Washington	2 (4 OT)	W
April 26	Washington	1	at	Pittsburgh	4	W
April 28	Pittsburgh	3	at	Washington	2	W

PLAYOFF RESULTS

1996 - Eastern Conference Semifinals vs NY Rangers (Pittsburgh won series, 4-1)

May 3	NY Rangers	3	at	Pittsburgh	4	W
May 5	NY Rangers	6	at	Pittsburgh	3	L
May 7	Pittsburgh	3	at	NY Rangers	2	W
May 9	Pittsburgh	4	at	NY Rangers	1	W
May 11	NY Rangers	3	at	Pittsburgh	7	W

Eastern Conference Finals vs Florida (Florida won series, 4-3)

May 18	Florida	5	at	Pittsburgh	1	L
May 20	Florida	2	at	Pittsburgh	3	W
May 24	Pittsburgh	2	at	Florida	5	L
May 26	Pittsburgh	2	at	Florida	1	W
May 28	Florida	0	at	Pittsburgh	3	W
May 30	Pittsburgh	3	at	Florida	4	L
June 1	Florida	3	at	Pittsburgh	1	L

1997 - Eastern Conference Quarterfinals vs Philadelphia (Philadelphia won series, 4-1)

April 17	Pittsburgh	1	at	Philadelphia	5	L
April 19	Pittsburgh	2	at	Philadelphia	3	L
April 21	Philadelphia	5	at	Pittsburgh	3	L
April 23	Philadelphia	1	at	Pittsburgh	4	W
April 26	Pittsburgh	3	at	Philadelphia	6	L

1998 - Eastern Conference Quarterfinals vs Montreal (Montreal won series, 4-2)

April 23	Montreal	3	at	Pittsburgh	2 (OT)	L
April 25	Montreal	1	at	Pittsburgh	4	W
April 27	Pittsburgh	1	at	Montreal	3	L
April 29	Pittsburgh	6	at	Montreal	3	W
May 1	Montreal	5	at	Pittsburgh	2	L
May 3	Pittsburgh	0	at	Montreal	3	L

1999 - Eastern Conference Quarterfinals vs New Jersey (Pittsburgh won series, 4-3)

Apr. 22	Pittsburgh	1	at	New Jersey	3	L
Apr. 24	Pittsburgh	4	at	New Jersey	1	W
Apr. 25	New Jersey	2	at	Pittsburgh	4	W
Apr. 27	New Jersey	4	at	Pittsburgh	2	L
Apr. 30	Pittsburgh	3	at	New Jersey	4	L
May 2	New Jersey	2	at	Pittsburgh	3 (OT)	W
May 4	Pittsburgh	4	at	New Jersey	2	W

Eastern Conference Semifinals vs Toronto (Toronto won series, 4-2)


May 7	Pittsburgh	2	at	Toronto	0	W
May 9	Pittsburgh	2	at	Toronto	4	L
May 11	Toronto	3	at	Pittsburgh	4	W
May 13	Toronto	3	at	Pittsburgh	2 (OT)	L
May 15	Pittsburgh	1	at	Toronto	4	L
May 17	Toronto	4	at	Pittsburgh	3 (OT)	L

PITTSBURGH PENGUINS STANLEY CUP CHAMPIONSHIP TEAMS

1990-91 Season

1991-92 Season

(As they appear on the Cup)



1991

Edward J. DeBartolo, Owner; Marie Denise DeBartolo York, President; Paul Martha, Vice President; Craig Patrick, General Manager; Scott Bowman, Director of Player Development and Recruitment; Bob Johnson, Head Coach; Rick Kehoe, Rick Paterson, Barry Smith, Assistant Coaches; Gilles Meloche, Greg Malone, Scouts; Skip Thayer, Trainer; Steve Latin, Equipment Manager; John Welday, Strength and Conditioning Coach; Mario Lemieux, Captain; Paul Coffey, Randy Hillier, Bob Errey, Alternate Captains; Tom Barrasso, Phil Bourque, Jay Caufield, Ron Francis, Randy Gilhen, Jiri Hrdina, Jaromir Jagr, Grant Jennings, Troy Loney, Joe Mullen, Larry Murphy, Jim Paek, Frank Pietrangelo, Barry Pederson, Mark Recchi, Gord Roberts, Ulf Samuelsson, Paul Stanton, Kevin Stevens, Peter Taglianetti, Bryan Trottier, Scott Young, Wendell Young

1992

Howard Baldwin, Morris Belzberg, Thomas Ruta, Owners; Donn Patton, Executive VP/CFO; Paul Martha, Executive VP/General Counsel; Craig Patrick, Executive VP/General Manager; Bob Johnson, Head Coach; Scott Bowman, Director of Player Development and Interim Coach; Rick Kehoe, Rick Paterson, Gilles Meloche, Barry Smith, Pierre McGuire, Assistant Coaches; Steve Latin, Equipment Manager; Skip Thayer, Trainer; John Welday, Strength and Conditioning Coach; Greg Malone, Les Binkley, Charlie Hodge, John Gill, Ralph Cox, Scouts; Mario Lemieux, Captain; Ron Francis, Bryan Trottier, Kevin Stevens, Bob Errey, Alternate Captains; Phil Bourque, Troy Loney, Rick Tocchet, Joe Mullen, Jaromir Jagr, Jiri Hrdina, Shawn McEachern, Ulf Samuelsson, Kjell Samuelsson, Larry Murphy, Gord Roberts, Jim Paek, Paul Stanton, Tom Barrasso, Ken Wregget, Jay Caufield, Jamie Leach, Wendell Young, Grant Jennings, Peter Taglianetti, Jock Callander, Dave Michayluk, Mike Needham, Jeff Chychrun, Ken Priestlay, Jeff Daniels.

PENGUINS CAREER PLAYOFF SCORING

Player	GP	G	A	PTS	PIM	Player	GP	G	A	PTS	PIM
1. Mario Lemieux	89	70	85	155	83	86. Joe Dziedziac	21	1	3	4	23
2. JAROMIR JAGR	113	55	64	119	97	87. Francois Leroux	33	1	3	4	34
3. Kevin Stevens	86	43	57	100	150	88. Fredrik Olausson	11	0	4	4	2
4. Ron Francis	97	32	68	100	67	89. Keith McCreary	11	0	4	4	6
5. Larry Murphy	74	15	57	72	73	90. Bob Leiter	4	3	0	3	0
6. Rick Tocchet	32	15	22	37	68	91. Jim Hamilton	6	3	0	3	0
7. Mark Recchi	24	10	24	34	33	92. Eddie Olczyk	11	3	0	3	16
8. Joe Mullen	62	16	15	31	20	93. Andre St. Laurent	5	2	1	3	8
9. Paul Coffey	23	4	22	26	37	94. Blair Chapman	10	2	1	3	9
10. Phil Bourque	56	13	12	25	107	95. Troy Murray	12	2	1	3	12
11. Petr Nedved	23	11	12	23	28	96. BRAD WERENKA	19	2	1	3	14
12. Troy Loney	66	8	14	22	97	97. Chris Joseph	25	2	1	3	20
13. MARTIN STRAKA	36	11	10	21	12	98. Wally Boyer	10	1	2	3	0
14. Rick Kehoe	37	4	17	21	2	99. Dunc McCallum	10	1	2	3	12
15. Jean Pronovost	29	9	9	18	12	100. Bob Woytowich	10	1	2	3	2
16. Shawn McEachern	48	6	11	17	24	101. A. MOROZOV	16	1	2	3	2
17. ROB BROWN	30	8	8	16	34	102. Jason Woolley	5	0	3	3	0
18. Ulf Samuelsson	66	4	12	16	123	103. Greg Hotham	5	0	3	3	6
19. Sergei Zubov	18	1	14	15	26	104. Jim Morrison	8	0	3	3	10
20. George Ferguson	22	4	11	15	13	105. Russ Anderson	10	0	3	3	28
21. Rod Schutt	22	8	6	14	26	106. Bryan Hextall	14	0	3	3	43
22. Bryan Trottier	46	7	7	14	57	107. Mike Needham	14	2	0	2	4
23. Randy Carlyle	22	6	8	14	41	108. Stan Gilbertson	3	1	1	2	2
24. Ron Schock	29	2	12	14	23	109. Nick Libbett	5	1	1	2	0
25. Bob Errey	49	9	4	13	51	110. Rick MacLeish	5	1	1	2	0
26. Ron Stackhouse	32	5	8	13	38	111. Kevin McClelland	5	1	1	2	5
27. Tomas Sandstrom	36	7	5	12	50	112. Bob Stewart	5	1	1	2	2
28. ALEXEI KOVALEV	10	5	7	12	14	113. Dave Michayluk	7	1	1	2	0
28. Paul Stanton	44	2	10	12	66	114. Pat Price	10	1	1	2	49
29. Luc Robitaille	12	7	4	11	26	115. Brad Lauer	12	1	1	2	4
30. Gregg Sheppard	17	4	7	11	2	116. Grant Jennings	38	1	1	2	38
31. John Cullen	20	3	8	11	36	117. Darryl Edestrand	4	0	2	2	0
32. Jock Callander	22	3	8	11	12	118. Greg Polis	4	0	2	2	0
33. Pierre Larouche	15	2	9	11	2	119. Glen Sather	10	0	2	2	17
34. Lowell MacDonald	15	6	4	10	8	120. Gord Dineen	11	0	2	2	8
35. J.J. Daigneault	17	1	9	10	36	121. Val Forteyne	14	0	2	2	2
36. Dan Quinn	11	6	3	9	10	122. Len Barrie	4	1	0	1	8
37. Bob Kelly	15	6	3	9	23	123. Greg Johnson	5	1	0	1	2
38. Bryan Smolinski	18	5	4	9	10	124. Peter Laframboise	9	1	0	1	0
39. KIP MILLER	13	2	7	9	19	125. Greg Andrusak	12	1	0	1	6
40. Dave Roche	16	2	7	9	51	126. Bobby Dollas	13	1	0	1	6
41. Colin Campbell	19	2	7	9	51	127. Dan Kesa	13	1	0	1	0
42. Zarely Zalapski	11	1	8	9	13	128. Randy Gilhen	16	1	0	1	14
43. Michel Briere	10	5	3	8	17	129. Pete Mahovich	2	0	1	1	0
44. Mike Bullard	9	4	4	8	4	130. Don Awrey	3	0	1	1	0
45. Syl Apps	19	4	4	8	23	131. Wayne Bianchin	3	0	1	1	6
46. KEVIN HATCHER	24	4	4	8	20	132. Jacques Cossette	3	0	1	1	4
47. GERMAN TITOV	11	3	5	8	4	133. Dave McLlwin	3	0	1	1	0
48. Randy Cunneyworth	11	3	5	8	26	134. Ed Van Impe	3	0	1	1	2
49. Greg Malone	18	3	5	8	32	135. Tim Horton	4	0	1	1	2
50. Glen Murray	18	2	6	8	10	136. Al McDonough	4	0	1	1	0
51. JIRI SLEGR	19	1	7	8	14	137. Eddie Shack	4	0	1	1	15
52. Peter Taglianetti	39	1	7	8	83	138. Frank Pietrangelo	5	0	1	1	2
53. Peter Lee	19	0	8	8	4	139. Gary Rissling	5	0	1	1	4
54. Chris Tamer	37	0	8	8	52	140. Greg Brown	6	0	1	1	4
55. Ken Schinkel	13	6	1	7	4	141. Barry Wilkins	6	0	1	1	4
56. Vic Hadfield	10	5	2	7	11	142. Marc Chorney	7	0	1	1	2
57. Mark Johnson	10	4	3	7	6	143. Bob Paradise	7	0	1	1	17
58. Stu Barnes	11	3	4	7	2	144. Bob McManama	8	0	1	1	6
59. Paul Gardner	10	2	5	7	10	145. Dennis Owchar	8	0	1	1	6
60. Dean Prentice	12	2	5	7	8	146. Dave Hannan	8	0	1	1	4
61. Scott Young	17	1	6	7	2	147. Paul Baxter	10	0	1	1	42
62. Kjell Samuelsson	44	0	7	7	72	148. Tracy Pratt	10	0	1	1	51
63. TOM BARRASSO	101	0	7	7	36	149. Alex Hicks	11	0	1	1	4
64. Gary McAdam	12	3	3	6	9	150. Dmitri Mironov	15	0	1	1	10
65. Chuck Amason	9	2	4	6	4	151. Randy Hillier	17	0	1	1	73
66. Jiri Hrdina	35	2	4	6	22	152. TYLER WRIGHT	19	0	1	1	23
67. Mike Ramsey	13	0	6	6	4	153. Neil Wilkinson	20	0	1	1	18
68. Orest Kindrachuk	7	4	1	5	7	154. Ken Wreggett	26	0	1	1	9
69. JAN HRDINA	13	4	1	5	12	155. Drake Berehowsky	1	0	0	0	0
70. Jeff Daniels	12	3	2	5	0	156. Larry DePalma	1	0	0	0	0
71. Kevin Miller	18	3	2	5	8	157. Steve Dykstra	1	0	0	0	2
72. Ross Lonsberry	17	2	3	5	13	158. Maxim Galanov	1	0	0	0	0
73. Norm Maciver	12	1	4	5	8	159. T. Gronman	1	0	0	0	0
74. Dave Tippett	12	1	4	5	14	160. Greg Hawgood	1	0	0	0	0
75. Jim Paek	27	1	4	5	8	161. Victor Ignatjev	1	0	0	0	2
76. IAN MORAN	32	1	4	5	14	162. A. Johansson	1	0	0	0	0
77. Gord Roberts	43	1	4	5	95	163. Paul Marshall	1	0	0	0	0
78. Tom Bladon	8	0	5	5	2	164. Steve Gatzos	1	0	0	0	0
79. Jim Johnson	11	0	5	5	44	165. Wendell Young	1	0	0	0	0
80. Pat Boutette	5	3	1	4	8	166. Richard Zemlak	1	0	0	0	10
81. ROBERT LANG	18	0	5	5	2	167. Mike Corrigan	2	0	0	0	0
82. Nick Harbaruk	14	3	1	4	20	168. Chris Dahlquist	2	0	0	0	0
83. Mario Faubert	10	2	2	4	6	169. Todd Hlushko	2	0	0	0	0
84. Duane Rupp	10	2	2	4	8	170. Bob Simpson	2	0	0	0	0
85. Dave Burrows	20	1	3	4	16	171. Lex Hudson	2	0	0	0	0

Player	GP	G	A	PTS	PIM	Player	GP	G	A	PTS	PIM
172. Craig Muni	3	0	0	0	0	192. Pat Hughes	5	0	0	0	21
173. Larry Bignell	3	0	0	0	2	193. Sean Pronger	5	0	0	0	4
174. Brian Bonin	3	0	0	0	0	194. Doug Brown	6	0	0	0	2
175. Randy Boyd	3	0	0	0	11	195. Les Binkley	7	0	0	0	0
176. Kim Clackson	3	0	0	0	37	196. Bob Blackburn	7	0	0	0	4
177. Corey Foster	3	0	0	0	4	197. M. SONNENBERG	7	0	0	0	0
178. Al Smith	3	0	0	0	0	198. Jim McKenzie	8	0	0	0	4
179. Simon Noleit	3	0	0	0	0	199. A. Stojanov	9	0	0	0	19
180. Michel Plasse	3	0	0	0	0	200. Rod Buskas	10	0	0	0	23
181. S. Bergkvist	4	0	0	0	2	201. D. KASPARAITIS	10	0	0	0	14
182. Steve Cardwell	4	0	0	0	2	202. Dennis Herron	10	0	0	0	5
183. Kim Davis	4	0	0	0	0	203. Greg Millen	10	0	0	0	0
184. Pat Graham	4	0	0	0	2	204. Mike Hudson	11	0	0	0	6
185. Richard Park	4	0	0	0	2	205. M. BARNABY	13	0	0	0	35
186. Jim Rutherford	4	0	0	0	0	206. Law Morrison	13	0	0	0	0
187. Mike Stapleton	4	0	0	0	0	207. Jay Caulfield	14	0	0	0	30
188. Dale Tallon	4	0	0	0	4	208. Bryn Watson	14	0	0	0	38
189. Michel Dion	5	0	0	0	0	BENCH					34
190. Josef Beranek	5	0	0	0	2	TOTALS	166	540	909	1449	3382
191. R. Fitzgerald	5	0	0	0	4						

PENGUINS CAREER PLAYOFF GOALTENDING

PLAYER	GP	MP	GF	GA	ENG	SO	SAVES	AVG	W-L
Wendell Young	1	39	1	1	0	0	10	1.54	0-0
Les Binkley	7	428	18	15	0	0	183	2.10	5-2
Gary Inness	9	540	27	24	3	0	271	2.67	5-4
Michel Plasse	3	190	3	8	0	1	85	2.67	1-2
Ken Wregget	26	1597	70	76	5	1	816	2.86	13-12
TOM BARRASSO	101	5918	340	288	12	6	2782	2.93	56-42
Frank Pietrangelo	5	268	19	15	11	1	33	3.13	4-1
Denis Herron	10	601	26	25	3	0	300	3.49	3-7
Jim Rutherford	4	240	8	14	0	0	131	3.50	0-4
Greg Millen	10	625	35	40	1	0	297	3.84	4-6
Michel Dion	5	310	13	22	0	0	161	4.26	2-3
TOTALS	173	10974	575	573	25	9	5258	3.14	94-85

PENGUINS CAREER PLAYOFF LEADERS

GAMES PLAYED		POWER PLAY GOALS		GOALIE WINS	
1. JAGR	113	1. Lemieux	28	1. BARRASSO	56
2. BARRASSO	101	2. Stevens	18	2. Wregget	13
3. Francis	97	3. JAGR	15	3. Inness	5
4. Lemieux	89	4. Murphy	10	Binkley	5
5. Stevens	86				
GOALS		SHORT-HANDED GOALS		GOALS AGAINST AVG.	
1. Lemieux	70	1. Lemieux	7	1. Binkley	2.10
2. JAGR	55	2. JAGR	2	2. Inness	2.67
3. Stevens	43	Errey	2	3. Wregget	2.86
4. Francis	32	Olczyk	2	4. BARRASSO	2.93
5. Mullen	16				
ASSISTS		GAME-WINNING GOALS		SHUTOUTS	
1. Lemieux	85	1. JAGR	10	1. BARRASSO	6
2. Francis	68	2. Francis	9	2. Wregget	1
3. JAGR	64	3. Lemieux	8	Pietrangelo	1
4. Murphy	57	Stevens	8	Plasse	1
Stevens	57				

PENGUINS PLAYOFF RECORD VS. EACH TEAM

OPPONENT	SERIES	W	L	GP	W	L	GF	GA	LAST SERIES
Washington	5	4	1	31	18	13	106	103	1996 CQF-Won 4-2
New Jersey	4	3	1	24	13	11	73	69	1999 CQF-Won 4-3
Boston	4	2	2	19	10	9	67	62	1992 SF-Won 4-0
NY Rangers	3	3	0	15	12	3	64	45	1996 CSF-Won 4-1
St. Louis	3	1	2	13	6	7	40	45	1981 PR-Lost 3-2
NY Islanders	3	0	3	19	8	11	58	67	1993 DF-Lost 4-3
Toronto	3	0	3	12	4	8	27	39	1999 CSF-Lost 4-2
Chicago	2	1	1	8	4	4	23	23	1992 F-Won 4-0
Buffalo	1	1	0	3	2	1	9	9	1979 PR-Won 2-1
Minnesota	1	1	0	6	4	2	28	16	1991 F-Won 4-2
Oakland	1	1	0	4	4	0	13	6	1970 QF-Won 4-0
Florida	1	0	1	7	3	4	15	20	1996 CF-Lost 4-3
Montreal	1	0	1	6	2	4	15	18	1998 CQF - Lost 4-2
Philadelphia	2	0	2	12	4	8	37	51	1997 CQF-Lost 4-1
TOTAL	34	17	17	179	94	85	575	573	

COACHES PLAYOFF RECORDS

COACHES	SERIES	W-L	GAMES	W-L
Bob Johnson	4	4-0	24	16-8
Scott Bowman	6	5-1	33	23-10
Eddie Johnston	8	3-5	46	22-24
Gene Ubriaco	2	1-1	11	7-4
Marc Bolieu	2	1-1	9	5-4
Kevin Constantine	3	1-2	19	8-11
Red Kelly	3	1-2	14	6-8
Johnny Wilson	3	1-2	12	4-8
Ken Schinkel	2	0-2	6	2-4
Craig Patrick	1	0-1	5	1-4
TOTAL	34	17-17	179	94-85

RECORD BY GAME

	OVERALL	HOME	ROAD
GAME ONE	14-20	10-10	4-10
GAME TWO	19-15	15-5	4-10
GAME THREE	20-13	7-6	13-7
GAME FOUR	16-14	6-6	10-8
GAME FIVE	13-11	10-4	3-7
GAME SIX	8-8	4-1	4-7
GAME SEVEN	4-4	2-4	2-0
TOTAL	94-85	54-36	40-49

MISCELLANEOUS RECORDS

Years in the Playoffs	19	
Most Consecutive Years in the Playoffs	9	(1991 to 1999)
Most Consecutive Wins	14	(May 9, 1992 to Apr. 22, 1993)
Most Consecutive Home Wins	9	(May 9, 1992 to Apr. 26, 1993)
Most Consecutive Road Wins	6	(May 11, 1992 to Apr. 22, 1993)

SERIES PLAYED**W-L**

Record in Stanley Cup Finals	2	2-0
Record in Semifinals/Conference Finals	4	2-2
Record in Quarterfinals/Division Finals	11	4-7
Record in Preliminary Round/ Division Semifinals/Conference Quarterfinals	17	9-8

Record in Two-Game Series	1	1-0
Record in Three-Game Series	3	1-2
Record in Four-Game Series	6	4-2
Record in Five-Game Series	8	3-5
Record in Six-Game Series	8	4-4
Record in Seven-Game Series	8	4-4

- NHL record

* - Ties NHL record

PLAYOFF RECORDS - SERIES**MOST GOALS - BOTH TEAMS**

2-Game Series	15	(1975) PGH 9 STL 6
3-Game Series	23	(1977) TOR 13 PGH 10
4-Game Series	30	(1989) PGH 19 NYR 11
5-Game Series	41	(1981) PGH 21 STL 20
6-Game Series	45	(1991) PGH 27 BOS 18
7-Game Series	55	(1989) PHI 31 PGH 24
	55	(1995) PGH 29 WSH 26

MOST GOALS, PITTSBURGH

2-Game Series	9	1975 vs St. Louis
3-Game Series	10	1977 vs Toronto
4-Game Series	19	1989 vs NY Rangers
	19	1992 vs Boston
5-Game Series	23	1993 vs New Jersey
6-Game Series	28	1991 vs Minnesota
7-Game Series	29	1995 vs Washington

MOST GOALS, OPPONENT

2 Game Series	6	1975 by St. Louis
3 Game Series	13	1977 by Toronto
4 Game Series	16	1979 by Boston
5 Game Series	22	1982 by NY Islanders
6 Game Series	20	1994 by Washington
7 Game Series	31	1989 by Philadelphia

FEWEST GOALS, BOTH TEAMS

2 Game Series	15	(1975) PGH 9 STL 6
3 Game Series	11	(1976) TOR 8 PGH 3
4 Game Series	19	(1970) PGH 13 OAK 6
5 Game Series	25	(1995) NJ 17 PGH 8
6 Game Series	29	(1970) STL 19 PGH 10
7 Game Series	35	(1996) FLA 20 PGH 15

FEWEST GOALS, PITTSBURGH

2 Game Series	9	1975 vs St. Louis
3 Game Series	3	1976 vs Toronto
4 Game Series	7	1979 vs Boston
5 Game Series	8	1995 vs New Jersey
6 Game Series	10	1970 vs St. Louis
7 Game Series	15	1996 vs Florida

FEWEST GOALS, OPPONENTS

2-Game Series	6	1975 by St. Louis
3-Game Series	8	1976 by Toronto
4-Game Series	6	1970 by Oakland
5-Game Series	13	1991 by Washington
	13	1993 by New Jersey
6-Game Series	16	1991 by Minnesota
7-Game Series	18	1999 by New Jersey

MOST POWER PLAY GOALS

For	11	1992 vs Washington
Against	9	1989 by Philadelphia
Both Teams	19	(1989) PGH 10 PHI 9

MOST POWER PLAY CHANCES

For	42	1989 vs Philadelphia
	42	1995 vs Washington
Against	44	1995 by Washington
Both Teams	86	(1995) WSH 44 PGH 42

MOST PENALTIES

Pittsburgh	85	1989 vs Philadelphia
Opponent	95	1989 by Philadelphia
Both Teams	180	(1989) PHI 95 PGH 85

FEWEST PENALTIES

Pittsburgh	9	1975 vs St. Louis
Opponent	15	1975 by St. Louis
Both Teams	24	(1975) STL 15 PGH 9

MOST PENALTY MINUTES

Pittsburgh	242	1989 vs Philadelphia
Opponent	270	1989 by Philadelphia
Both Teams	512	(1989) PHI 270 PGH 242

PLAYOFF RECORDS - GAME**MOST GOALS**

Both Teams, Home	17	4/25/89	
		10-7 win vs PHI	
Both Teams, Road	12	5/12/93	
		7-5 loss at NYI	
Pittsburgh, Home	10	4/25/89	
		10-7 win vs PHI	
Pittsburgh, Road	8	5/25/91	
		8-0 win at MIN	
Opponent, Home	8	4/13/80	
		8-3 loss vs BOS	
Opponent, Road	8	4/7/82	
		8-1 loss at NYI	

LARGEST MARGIN OF VICTORY

Home	7	4/20/93	7-0 vs NJD
Road	8	5/25/91	8-0 at MIN

LARGEST MARGIN OF DEFEAT

Home	5	4/13/80	8-3 vs BOS
	5	4/25/92	7-2 vs WSH
Road	7	4/7/82	8-1 at NYI

MOST POWER PLAY GOALS

For	4	4/29/92 vs WSH
Against	3	Six Times
		Last - 4/19/96 vs WSH
Both Teams	5	4/23/92 PGH 3 WSH 2
	5	4/29/92 PGH 4 WSH 1
	5	4/19/91 PGH 2 WSH 3

MOST POWER PLAY CHANCES

For	12	4/23/92 vs WSH
Against	11	4/23/92 vs WSH
Both Teams	23	4/23/92 PGH 12 WSH 11

MOST SHORT-HANDED GOALS

For	2	4/23/97 vs PHI
Against	2	Five Times
		Last - 4/26/97 at PHI

MOST SHOTS

Pittsburgh	49	4/26/70 vs STL
Pittsburgh, OT	65	4/24/96 at WSH
Opponent	61	5/24/96 at FLA
Opponent, OT	63	4/24/96 at WSH

FEWEST PENALTY MINUTES

Pittsburgh	18	1975 vs St. Louis
Opponent	36	1976 by Toronto
Both Teams	61	(1976) TOR 36 PGH 25

MOST SAVES

Pittsburgh	56	5/24/96 at FLA
Pittsburgh, OT	63	4/24/96 at WSH
Opponent	49	4/26/70 by STL
Opponent, OT	61	4/24/96 by WSH

FEWEST SHOTS

Pittsburgh	13	5/4/99 at NJ
Opponent	16	4/23/70 by STL

FEWEST SAVES

Pittsburgh	14	4/23/70 vs STL
Opponent	9	5/4/95 at NJ

MOST PENALTIES

Both Teams, Home	48	4/6/89 PGH 25 NYR 23
Both Teams, Road	34	4/8/89 PGH 19 NYR 15
Pittsburgh	25	4/6/89 vs NYR
Opponent	23	4/6/89 by NYR

FEWEST PENALTIES

Both Teams, Home	6	5/13/99 PGH 3 TOR 3
Both Teams, Road	3	5/1/92 PGH 2 WSH 1
Pittsburgh	2	5/1/92 at Washington
	2	5/5/92 at NY Rangers
Opponent	1	5/4/99 by NJ
	1	5/1/92 by WSH

MOST PENALTY MINUTES

Both Teams,		
Home	125	4/25/89 PHI 79 PGH 46
Both Teams,		
Road	149	4/19/70 PGH 83 STL 66
Pittsburgh	83	4/19/70 at STL
Opponent	79	4/25/89 by PHI

FEWEST PENALTY MINUTES

Both Teams, Home	12	5/13/99 TOR6 PGH 6
Both Teams, Road	6	5/1/92 PGH 4 WSH 2
Pittsburgh	4	5/1/92 at WSH
	4	5/5/92 at NYR
Opponent	2	5/4/99 at NJ
	2	5/1/92 by WSH

PLAYOFF RECORDS - PERIOD

MOST GOALS

Both Teams, Home	7	4/6/89	PGH 5 NYR 2
	7	4/25/89	PGH 6 PHI 1
Both Teams, Road	8	5/8/93	PGH 4 NYI 4
Pittsburgh, Home	6	4/25/89	vs PHI
Pittsburgh, Road	4	4/9/81	at STL
	4	5/8/93	at NYR
	4	5/16/95	at WSH
Opponent, Home	5	4/13/80	by BOS
Opponent, Road	4	4/8/82	by NYI
	4	5/8/93	by NYI

MOST SHOTS

Pittsburgh, Home	21	4/15/75	vs NYI
Pittsburgh, Road	20	5/7/96	at NYR
Opponent, Home	28	4/21/97	vs PHI
Opponent, Road	23	5/24/96	at FLA

MOST SAVES

Pittsburgh	27	4/21/97	vs PHI
Opponent	21	4/15/75	by NYI

FEWEST SHOTS

Pittsburgh	1	4/19/94	vs WSH
Opponent	2	5/19/92	by BOS

FEWEST SAVES

Pittsburgh	1	5/19/92	vs BOS
Opponent	1	4/19/94	by WSH

MOST PENALTIES

Both Teams, Home	24	4/6/89	vs NYR
Both Teams, Road	18	4/8/89	at NYR
Pittsburgh	13	4/23/92	vs WSH
Opponent	13	4/25/89	by PHI

MOST PENALTY MINUTES

Both Teams, Home	84	4/25/89	PHI 51 PGH 33
Both Teams, Road	80	4/19/70	PGH 40 STL 40
Pittsburgh, Home	35	5/17/91	vs MIN
Pittsburgh, Road	40	4/49/70	at STL
Opponent, Home	51	4/25/89	by PHI
Opponent, Road	40	4/19/70	by STL
	40	4/8/89	by NYR

INDIVIDUAL RECORDS - PLAYOFF CAREER

MOST GAMES PLAYED	113	Jaromir Jagr
MOST GOALS	70	Mario Lemieux
MOST ASSISTS	85	Mario Lemieux
MOST POINTS	155	Mario Lemieux
MOST PENALTY MINUTES	150	Kevin Stevens
MOST POWER PLAY GOALS	28	Mario Lemieux
MOST GAMES PLAYED BY A GOALIE	101	Tom Barrasso
MOST WINS, GOALIE	56	Tom Barrasso
BEST GOALS AGAINST AVERAGE	2.10	Les Binkley
MOST MINUTES PLAYED, GOALIE	5,920	Tom Barrasso

INDIVIDUAL RECORDS - ONE PLAYOFF YEAR

MOST GOALS	17	Kevin Stevens (1991)
MOST ASSISTS	28	Mario Lemieux (1991)
MOST POINTS	44	Mario Lemieux (1991)
MOST PENALTY MINUTES	66	Phil Bourque (1989)
MOST POWER PLAY GOALS	8	Mario Lemieux (1992)
MOST GAME WINNING GOALS	5	Mario Lemieux (1992)
MOST SHOTS ON GOAL	93	Mario Lemieux (1991)
MOST GOALS, DEFENSEMAN	5	Larry Murphy (1991)
MOST ASSISTS, DEFENSEMAN	18	Larry Murphy (1991)
MOST POINTS, DEFENSEMAN	23	Larry Murphy (5+18) (1991)
MOST SAVES BY GOALTENDER	578	Tom Barrasso (1991)
LONGEST GOAL SCORING STREAK	7	Mario Lemieux (8 goals) (5/3 to 5/17/91)
	7	Mario Lemieux (10 goals) (4/26 to 5/11/96)
LONGEST ASSIST SCORING STREAK	10	Mario Lemieux (16 assists) (4/19 to /11/91)
LONGEST POINT SCORING STREAK	15	Mario Lemieux [29 points (11+8)] (4/13 to 5/17/91)

INDIVIDUAL RECORDS - ONE PLAYOFF SERIES

MOST GOALS	9	Mario Lemieux (1989) vs. Philadelphia
MOST ASSISTS	11	Ron Francis (1995) vs. Washington
MOST POINTS	17	Mario Lemieux (1992) vs. Washington
MOST PENALTY MINUTES	43	Tracy Pratt (1970) vs. St. Louis
	43	Randy Hillier (1989) vs. NY Rangers

INDIVIDUAL RECORDS - ONE PLAYOFF GAME

MOST GOALS	5	Mario Lemieux	(April 25, 1989) vs. Philadelphia
MOST ASSISTS	4	Paul Coffey	(April 25, 1989) vs. Washington
	4	Paul Coffey	(April 19, 1991) vs. Washington
	4	Larry Murphy	(May 23, 1991) vs. Minnesota
	4	Ron Francis	(April 20, 1993) vs. New Jersey
	4	Ron Francis	(May 8, 1995) vs. Washington
	4	Ron Francis	(May 14, 1995) vs. Washington
	4	Mario Lemieux	(April 22, 1996) at Washington
MOST POINTS	8	Mario Lemieux	(April 25, 1989) vs. Phi. (5+3)*
	6	Mario Lemieux	(April 23, 1992) vs. Wash. (3+3)
	5	Kevin Stevens	(May 9, 1991) at Boston (2+3)
	5	Ron Francis	(May 14, 1995) vs. Wash. (1+4)
MOST SHOTS	12	Kevin Stevens	(April 29, 1992) vs. Washington
	12	Jaromir Jagr	(April 24, 1996) at Washington
MOST PENALTIES	8	Kim Clackson	(April 13, 1980) at Boston
MOST PENALTY MINUTES	32	Tracy Pratt	(April 19, 1970) at St. Louis
MOST SAVES	56	Tom Barrasso	(May 24, 1996) at Florida
MOST SAVES (OT GAME)	53	Ken Wregget	(April 24, 1996) at Washington

INDIVIDUAL RECORDS - ONE PLAYOFF PERIOD

MOST GOALS	4	Mario Lemieux	(April 25, 1989) vs. Philadelphia*
MOST ASSISTS	3	Mario Lemieux	(April 25, 1989) vs. Philadelphia
	3	Paul Coffey	(April 19, 1991) vs. Washington
	3	Ron Francis	(May 8, 1995) vs. Washington
MOST POINTS	4	Mario Lemieux	(April 25, 1989) vs. Phi. (4+0)*
	4	Mario Lemieux	(April 23, 1992) vs. Wash. (2+2)*
MOST SHOTS	7	Larry Murphy	(April 11, 1991) vs. New Jersey
MOST PENALTIES	6	Kim Clackson	(April 13, 1980) at Boston
MOST PENALTY MINUTES	26	Kim Clackson	(April 13, 1980) at Boston
MOST SAVES	27	Ken Wregget	(April 21, 1997) vs. Philadelphia

* - NHL Record

OVERTIME GAMES

DATE	PLAYER	TIME	OPPONENT	GAME NO.	SCORE
5/17/99	Garry Valk	1:57	vs. Toronto	Game #6	3-4
5/13/99	Sergei Berezin	2:18	vs. Toronto	Game #4	2-3
5/2/99	Jaromir Jagr	8:59	vs. New Jersey	Game #6	3-2
4/23/98	Benoit Brunet	18:43	vs. Montreal	Game #1	2-3
4/24/96	Petr Nedved	79:15	at Washington	Game #4	3-2
5/26/95	Neil Broten	18:36	at New Jersey	Game #4	1-2
5/14/95	Luc Robitaille	4:30	vs. Washington	Game #5	6-5
5/14/93	David Volek	5:16	vs. NY Islanders	Game #7	3-4
5/17/92	Jaromir Jagr	9:44	at Boston	Game #1	4-3
5/9/92	Ron Francis	2:47	vs. NY Rangers	Game #4	5-4
5/7/92	Kris King	1:29	vs. NY Rangers	Game #3	5-6
5/3/91	Vladimir Ruzicka	8:14	at Boston	Game #2	4-5
4/19/91	Kevin Stevens	8:10	vs. Washington	Game #2	7-6
4/5/91	Jaromir Jagr	8:52	vs. New Jersey	Game #2	5-4
4/21/89	Phil Bourque	12:08	at Philadelphia	Game #3	4-3
4/13/82	John Tonelli	6:10	at NY Islanders	Game #5	3-4
4/10/82	Rick Kehoe	4:14	vs. NY Islanders	Game #3	2-1
4/14/81	Mike Crombeen	25:16	at St. Louis	Game #5	3-4
4/14/79	George Ferguson	0:47	at Buffalo	Game #3	4-3
4/9/72	Pit Martin	0:12	vs. Chicago	Game #4	5-6
4/12/70	Michele Briere	8:28	at Oakland	Game #4	3-2

OPPONENT PLAYOFF SCORING LEADERS VS. PITTSBURGH

PLAYER	TEAM(S)	GP	G	A	PTS	PIM
1. Peter Bondra	Washington	28	16	11	27	2
2. Michal Pivonka	Washington	31	8	18	26	60
3. Dale Hunter	Washington	27	7	17	24	87
4. Joe Juneau	Washington	18	5	17	22	14
5. Calle Johansson	Washington	24	6	14	20	12
6. Ray Bourque	Boston	14	4	14	18	29
7. Mike Ridley	Washington	18	3	15	18	4
8. Dimitri Khristich	Washington	25	6	10	16	25
9. Tim Kerr	Phil./NY Rangers	11	1	5	16	2
10. Brian Leetch	NY Rangers	15	4	12	16	6

OPPONENT PLAYOFF GOALTENDING LEADERS VS. PITTSBURGH

(180 Minute Minimum)

GOALTENDER	TEAM(S)	GP	MIN	GA	SO	GAA	W-L
1. Glenn Resch	NY Islanders	4	240	4	1	1.00	4-0
2. Jacques Plante	St. Louis	3	180	4	1	1.33	2-1
3. Martin Brodeur	New Jersey	12	743	26	0	2.10	7-5
4. Wayne Thomas	Toronto	5	300	9	1	1.80	3-2
5. Olaf Kolzig	Washington	7	385	12	0	1.87	3-3
6. Curtis Joseph	Toronto	6	363	13	0	2.15	4-2
7. Gerry Cheevers	Boston	9	540	20	0	2.22	7-2
8. Gary Smith	Oakland/Chicago	5	308	13	1	2.53	1-4

PLAYOFF FASTEST GOALS**FASTEST GOALS BY ONE PENGUINS PLAYER:**

TWO :11 April 17, 1996 Petr Nedved vs. Washington

FASTEST GOALS BY THE PENGUINS:

TWO :07 April 13, 1980 Ron Stackhouse and Rick Kehoe vs. Boston

THREE 1:29 May 10, 1993 Mario Lemieux, Rick Tocchet and Larry Murphy vs. NY

Islanders

FOUR 4:52 April 25, 1989 Mario Lemieux (3) and Bob Errey vs. Philadelphia

FASTEST GOALS BY PENGUINS OPPOSITION:

TWO :25 - April 24, 1975 - Ed Westfall and Garry Howatt (NYI) at NY Islanders

(Both were empty net goals)

FASTEST GOALS AT THE START OF THE GAME:

PENGUINS :15 April 8, 1981 Greg Malone at St. Louis

OPPONENT :14 April 26, 1997 Eric Lindros (PHI) at Philadelphia

FASTEST GOALS AT THE START OF PERIOD OTHER THAN FIRST:

PENGUINS :24 April 15, 1975 Jean Pronovost vs. NY Islanders

OPPONENT :06 April 25, 1989 Pelle Eklund (Philadelphia) vs. Pittsburgh*

* - NHL Record

PLAYOFF HAT TRICKS**FOR**

PLAYER	DATE	LOCATION	GOALTENDER
Ken Schinkel	April 11, 1970	at Oakland	Gary Smith
Mario Lemieux #	April 25, 1989	vs. Philadelphia	Ron Hextall
Mario Lemieux	April 23, 1992	vs. Washington	Don Beaupre
Ron Francis	May 9, 1992	vs. NY Rangers	Richter1/ Vanbiesbrouck-2
Kevin Stevens*	May 21, 1992	at Boston	Andy Moog
Mario Lemieux	May 11, 1996	vs. NY Rangers	Mike Richter
Jaromir Jagr	May 11, 1996	vs. NY Rangers	Mike Richter
Martin Straka	April 25, 1999	at New Jersey	Martin Brodeur

AGAINST

Dino Ciccarelli April 25, 1992 vs. Washington Barrasso-1/ Wregget-2

Dirk Graham May 30, 1992 at Chicago Tom Barrasso

* - Four goals # - Five goals

PLAYOFF PENALTY SHOTS**FOR**

PLAYER	DATE	LOCATION	GOALTENDER	RESULT
Alexei Morozov	April 23, 1998	vs. Montreal	Moog	No Goal
Jaromir Jagr	May 11, 1992	at NY Rangers	Vanbiesbrouck	GOAL
Shawn McEachern	May 13, 1992	vs. NY Rangers	Vanbiesbrouck	No Goal

AGAINST

Michal Pivonka May 10, 1995 at Washington Tom Barrasso No Goal

Joe Juneau April 24, 1996 at Washington Ken Wregget No Goal(OT)

PLAYOFF SHUTOUTS**FOR**

GOALTENDER	DATE	LOCATION	SCORE	SAVES
Michael Plasse	April 8, 1976	vs. Toronto	2-0	21
Frank Pietrangelo	April 15, 1991	vs. New Jersey	4-0	27
Tom Barrasso	May 25, 1991	at Minnesota	8-0	39
Tom Barrasso	May 30, 1992	at Chicago	1-0	27
Tom Barrasso	April 20, 1993	vs. New Jersey	7-0	36
Tom Barrasso	May 4, 1993	vs. NY Islanders	3-0	26
Ken Wregget	May 18, 1995	vs. Washington	3-0	33
Tom Barrasso	May 28, 1996	vs. Florida	3-0	28
Tom Barrasso	May 7, 1999	at Toronto	2-0	20

AGAINST

Jacques Plante April 28, 1970 at St. Louis 5-0 21

Gary Smith April 8, 1972 vs. Chicago 2-0 31

Glenn Resch April 26, 1975 vs. NY Islanders 1-0 30

Wayne Thomas April 9, 1976 at Toronto 4-0 26

Don Beaupre April 21, 1994 at Washington 2-0 27

Andy Moog May 3, 1998 at Montreal 3-0 21

1999 PENGUINS PLAYOFF SCORING

NAME	GP	G	A	PTS	+/-	PIM	PP	SH	GW	OT	S	PCGTG
Martin Straka	13	6	9	15	0	6	1	0	0	0	27	22.2
Jaromir Jagr	9	5	7	12	1	16	1	0	1	1	32	15.6
Alexei Kovalev	10	5	7	12	0	14	0	0	1	0	24	20.8
Kip Miller	13	2	7	9	-1	19	1	0	0	0	18	11.1
German Titov	11	3	5	8	4	4	0	0	0	0	15	20.0
Rob Brown	13	2	5	7	-2	8	2	0	0	0	14	14.3
Jan Hrdina	13	4	1	5	-1	12	1	0	1	0	14	28.6
Kevin Hatcher	13	2	3	5	1	4	1	0	0	0	22	9.1
Jiri Slegr	13	1	3	4	1	12	0	0	1	0	17	5.9
Aleksey Morozov	10	1	1	2	1	0	0	0	0	0	13	7.7
Brad Werenka	13	1	1	2	0	6	0	0	0	0	10	10.0
Robert Lang	12	0	2	2	-3	0	0	0	0	0	9	.0
Jan Moran	13	0	2	2	-3	8	0	0	0	0	12	.0
Greg Andrusak	12	1	0	1	-1	6	0	0	1	0	9	11.1
Bobby Dollas	13	1	0	1	-4	6	0	0	0	0	6	16.7
Dan Kesa	13	1	0	1	-2	0	1	0	1	0	5	20.0
Victor Ignatjev	1	0	0	0	0	2	0	0	0	0	0	.0
Maxim Galanov	1	0	0	0	0	0	0	0	0	0	0	.0
Todd Hlushko	2	0	0	0	0	0	0	0	0	0	1	.0
Brian Bonin	3	0	0	0	-1	0	0	0	0	0	4	.0
Martin Sonnenberg	7	0	0	0	-2	0	0	0	0	0	0	.0
Tom Barrasso	13	0	0	0	0	4	0	0	0	0	0	.0
Tyler Wright	13	0	0	0	-2	19	0	0	0	0	3	.0
Matthew Barnaby	13	0	0	0	-2	35	0	0	0	0	10	.0
TOTALS	13	35	53	88	-16	181	8	0	6	1	255	8.2

GOALTENDERS	GP	MP	GAA	W-L	EN	SO	GA	SAVES	EFF.
Tom Barrasso	13	787	2.67	6-7	1	1	35	315	.900
TOTALS	13	793	2.72	6-7	1	1	36	315	.897

1999 NHL PLAYOFF SCORING LEADERS

PLAYER-TEAM	GP	G	A	PTS	+/-	PPG	SH	GW	S
Peter Forsberg-Colorado	19	8	16	24	7	1	1	0	54
Mike Modano-Dallas	23	5	18	23	6	1	1	1	83
Joe Nieuwendyk-Dallas	23	11	10	21	7	3	0	6	72
Joe Sakic-Colorado	19	6	13	19	-2	1	1	1	56
Jamie Langenbrunner-Dallas	23	10	7	17	16	4	0	3	46
Theoren Fleury-Colorado	18	5	12	17	-2	2	0	0	56
Mats Sundin-Toronto	17	8	8	16	2	3	0	2	44
Brett Hull-Dallas	22	8	7	15	3	3	0	2	86
MARTIN STRAKA-Pittsburgh	13	6	9	15	0	1	0	0	27
Jason Woolley-Buffalo	21	4	11	15	0	2	0	1	43
Alexei Zhitnik-Buffalo	21	4	11	15	-6	4	0	2	58
Claude Lemieux-Colorado	19	3	11	14	5	1	0	0	69

1999 NHL INDIVIDUAL LEADERS

GOALS	ASSISTS		
Joe Nieuwendyk-Dallas	11	Mike Modano-Dallas	18
Jere Lehtinen-Dallas	10	Peter Forsberg-Colorado	16
Jamie Langenbrunner-Dallas	10	Joe Sakic-Colorado	13
Steve Yzerman-Detroit	9	Theoren Fleury-Colorado	12
Mats Sundin-Toronto	8	Sergei Zubov-Dallas	12
Peter Forsberg-Colorado	8	Claude Lemieux-Colorado	11
Adam Deadmarsh-Colorado	8	Jason Woolley-Buffalo	11
Brett Hull-Dallas	8	Alexei Zhitnik-Buffalo	11
Stu Barnes-Buffalo	7	Joe Nieuwendyk-Dallas	10
Dixon Ward-Buffalo	7	Six players tied with	9
Curtis Brown-Buffalo	7		

POWER PLAY GOALS	GAME WINNING GOALS		
Steve Yzerman-Detroit	4	Joe Nieuwendyk-Dallas	6
Stu Barnes-Buffalo	4	Chris Drury-Colorado	4
Alexei Zhitnik-Buffalo	4	Milan Hejduk-Colorado	3
Jamie Langenbrunner-Dallas	4	Dixon Ward-Buffalo	3
Nine players tied with	3	Curtis Brown-Buffalo	3
		Jamie Langenbrunner-Dallas	3

1999 NHL GOALTENDING LEADERS

PLAYER - TEAM	GP	MIN	GA	AVG.	SO
John Vanbiesbrouck-Philadelphia	6	369	9	1.46	1
Ed Belfour-Dallas	23	1544	43	1.67	3
Dominik Hasek-Buffalo	19	1217	36	1.77	2
Byron Dafoe-Boston	12	768	26	2.03	2
Arturs Irbe-Carolina	6	408	15	2.21	0

NEW JERSEY DEVILS VS. PITTSBURGH PENGUINS

	GP	W	L	GF	GA	PPG	SHG	PEN	PIM
PITTSBURGH	7	4	3	21	18	4-26	0	37	74
NEW JERSEY	7	3	4	18	21	5-27	1	39	86

AT PITTSBURGH (2-1)

Apr. 22	Pittsburgh (Barrasso)	1
Apr. 24	PITTSBURGH (BARRASSO)	4
Apr. 25	New Jersey (Brodeur)	2
Apr. 27	NEW JERSEY (BRODEUR)	4
Apr. 30	Pittsburgh (Barrasso)	3
May 2	New Jersey (Brodeur)	2
May 4	PITTSBURGH (BARRASSO)	4

Jagr Scored at 8:59 of overtime on May 2.

AT NEW JERSEY (2-2)

	at NEW JERSEY (BRODEUR)	3	WG - Sykora
	at New Jersey (Brodeur)	1	WG - Andrusak
	at PITTSBURGH (BARRASSO)	4	WG - Kovalev
	at Pittsburgh (Barrasso)	2	WG - Brylin
	at NEW JERSEY (BRODEUR)	4	WG - McKay
	at PITTSBURGH (BARRASSO)	3	WG - Jagr (OT)
	at New Jersey (Brodeur)	2	WG - Hrdina

GOALS & SHOTS BY PERIOD

	1ST	2ND	3RD	OT	TOTAL
PITTSBURGH	4-37	9-53	7-46	1-4	21-140
NEW JERSEY	6-74	5-63	7-57	0-3	18-197

PITTSBURGH	GP	G	A	PTS	PIM	SOG	+/-	NEW JERSEY	GP	G	A	PTS	PIM	SOG	+/-
Straka	7	6	5	11	4	19	4	Holik	7	0	7	7	6	21	-1
Kovalev	6	4	6	10	6	15	3	Sykora	7	3	3	6	4	12	-3
Titov	7	1	5	6	0	10	6	McKay	7	3	2	5	2	16	1
Jagr	3	2	3	5	8	9	3	Elias	7	0	5	5	6	14	E
Miller	7	1	4	5	4	11	E	Brylin	5	3	1	4	4	12	2
Hrdina	7	3	1	4	8	8	-1	Arnott	7	2	2	4	4	12	-3
Brown	7	1	2	3	4	8	E	Niedermayer	7	1	3	4	18	13	-5
Hatcher	7	1	2	3	2	8	2	Stevens	7	2	1	3	10	14	-2
Moran	7	0	2	2	4	8	1	Odelein	7	0	3	3	10	12	-1
Slego	7	0	2	2	6	10	3	Andreychuk	4	2	0	2	4	7	E
Andrusak	6	1	0	1	6	5	-1	Brodeur	7	0	2	2	2	0	
Morozov	7	1	0	1	0	9	E	Morrison	7	0	2	2	0	10	-1
Lang	6	0	1	1	0	5	-1	Pandolfo	7	1	0	1	0	10	-5
Werenka	7	0	1	1	2	8	5	Rolston	7	1	0	1	2	15	-1
Galanov	1	0	0	0	0	0	E	Souray	2	0	1	1	0	0	1
Hlushko	1	0	0	0	0	0	E	Pederson	3	0	1	1	0	3	E
Ignatjev	1	0	0	0	2	0	E	Oliwa	1	0	0	0	2	0	E
Sonnenberg	4	0	0	0	0	0	-1	Nemchinov	4	0	0	0	0	2	-2
Barnaby	7	0	0	0	10	3	-1	Sharifijanov	4	0	0	0	0	3	E
Barrasso	7	0	0	0	2	0		Bombardir	5	0	0	0	0	2	E
Dollas	7	0	0	0	4	2	-1	Carpenter	7	0	0	0	2	7	-1
Kesa	7	0	0	0	0	0	-1	Daneyko	7	0	0	0	8	5	3
Wright	7	0	0	0	0	2	-1	Dean	7	0	0	0	0	7	-4
Bench					2			Bench					2		
TOTAL	7	21	34	55	74	140		TOTAL	7	18	33	51	86	197	

GOALTENDERS

	GP	MP	GF	GA	ENG	SO	GAA	SHOTS	SVPCT	W-L
Brodeur (NJ)	7	424:32	18	20	1	0	2.83	139	.856	3-4
NEW JERSEY TOTALS	7	428:59	18	21	1	0	2.94	140	.850	3-4
Barrasso (Pit)	7	424:22	21	17	1	0	2.40	196	.913	4-3
PITTSBURGH TOTALS	7	428:59	21	18	1	0	2.52	197	.909	4-3

POWER PLAY GOALS:

PITTSBURGH (4-26) - Brown, Hrdina, Miller, Straka
 NEW JERSEY (5-27) - Stevens (2), Arnott, Brylin, Niedermayer

SHORT-HANDED GOALS:

PITTSBURGH (0)
 NEW JERSEY (1) - Rolston

HAT TRICKS:

PITTSBURGH (1) - Straka (April 25)

TORONTO MAPLE LEAFS VS. PITTSBURGH PENGUINS

	GP	W	L	GF	GA	PPG	SHG	PEN	PIM
PITTSBURGH	6	2	4	14	18	4-18	0	34	109
TORONTO	6	4	2	18	14	1-23	0	27	68

AT PITTSBURGH (1-2)

May 7	PITTSBURGH (BARRASSO)	2	at Toronto (Joseph)	0	WG - Kesa
May 9	Pittsburgh (Barrasso)	2	at TORONTO (JOSEPH)	4	WG - Sundin
May 11	Toronto (Joseph)	3	at PITTSBURGH (BARRASSO)	4	WG - Sleggr
May 13	TORONTO (JOSEPH)	3	at Pittsburgh (Barrasso)	2	WG - Berezin (OT)
May 15	Pittsburgh (Barrasso)	1	at TORONTO (JOSEPH)	4	WG - Johnson
May 17	TORONTO (JOSEPH)	4	at Pittsburgh (Barrasso)	3	WG - Valk (OT)

AT TORONTO (1-2)

Berezin scored at 2:18 of overtime on May 13.

Valk scored at 1:57 of overtime on May 17.

GOALS & SHOTS BY PERIOD

	1ST	2ND	3RD	OT	TOTAL
PITTSBURGH	4-47	5-51	5-27	0-0	14-125
TORONTO	4-48	9-54	3-47	2-5	18-154

PITTSBURGH	GP	G	A	PTS	PIM	SOG	+/-	TORONTO	GP	G	A	PTS	PIM	SOG	+/-
Jagr	6	3	4	7	8	23	-2	Bohonos	5	3	4	7	0	16	4
Brown	6	1	3	4	4	6	-2	Sundin	6	3	4	7	6	15	5
Miller	6	1	3	4	15	7	-1	Berezin	6	3	2	5	2	21	2
Straka	6	0	4	4	2	8	-4	Thomas	6	2	2	4	2	9	3
Titov	4	2	0	2	4	5	-2	Johnson	6	2	1	3	0	12	1
Kovalev	4	1	1	2	8	9	-3	Valk	6	2	1	3	6	8	E
Hatcher	6	1	1	2	2	14	-1	King	6	1	2	3	2	14	3
Sleggr	6	1	1	2	6	7	-2	Perreault	6	0	3	3	0	6	E
Dollas	6	1	0	1	2	4	-3	Cote	6	1	1	2	4	6	1
Hrdina	6	1	0	1	4	6	E	Kaberle	6	0	2	2	2	4	2
Kesa	6	1	0	1	0	5	-1	Markov	6	0	2	2	0	4	6
Werenka	6	1	0	1	4	2	-5	Yushkevich	6	0	2	2	6	7	6
Morozov	3	0	1	1	0	4	1	Mair	4	1	0	1	14	1	E
Lang	6	0	1	1	0	4	-2	Adams	2	0	1	1	2	5	E
Hlushko	1	0	0	0	0	1	E	Sullivan	2	0	1	1	2	1	1
Bonin	3	0	0	0	0	4	-1	Domi	3	0	1	1	0	3	E
Sonnenberg	3	0	0	0	0	0	-1	King	6	0	1	1	7	2	1
Andrusak	6	0	0	0	0	4	E	Kohn	2	0	0	0	5	0	E
Barnaby	6	0	0	0	25	7	-1	Modin	2	0	0	0	0	4	E
Barrasso	6	0	0	0	2	0		Warriner	4	0	0	0	0	5	1
Moran	6	0	0	0	4	4	-4	Berard	6	0	0	0	0	7	-1
Wright	6	0	0	0	19	1	-1	Karpovtsev	6	0	0	0	8	4	-1
TOTAL	6	14	19	33	109	125		TOTAL	6	18	30	48	68	154	


GOALTENDERS

	GP	MP	GF	GA	ENG	SO	GAA	SHOTS	SVPCT	W-L-T
Barrasso (Pit)	6	362:58	14	18	0	1	2.98	154	.833	2-4
PITTSBURGH TOTALS	6	364:15	14	18	0	1	2.96	154	.883	2-4
Joseph (Tor)	6	363:07	18	13	1	0	2.15	124	.895	4-2
TORONTO TOTALS	6	364:15	18	14	1	0	2.30	125	.888	4-2

POWER PLAY GOALS:

PITTSBURGH (4-19) – Brown, Hatcher, Jagr, Kesa
TORONTO (1-23) – Sundin

1999 stanley cup playoffs



(Left-right, top-bottom)

The Civic Arena crowd celebrates a Penguins goal in the first round.

Rookie Jan Hrdina led the Penguins in playoff face-off percentage.

Jaromir Jagr battles the Maple Leafs in the Eastern Conference Semifinals.

Martin Straka celebrates his hat trick in Game 3 of the Eastern Conference Quarterfinals against the Devils.

Tom Barrasso turns aside a Devils' shot in the first round.






MIKE LANGE

One of the most talented and unique broadcasters in professional sports – and one of the few ever honored by CNN with its "Play of the Day" – Mike Lange of Fox Sports Net Pittsburgh enters his 25th season of Penguins play-by-play. His colorful style, including trademark phrases such as "Look out, Loretta," and "Buy Sam a drink and get his dog one, too," have made him a hit with hockey fans in Pittsburgh, the tri-state area and across North America.

Lange's relationship with the Penguins began in 1974-75, when he broke into the NHL as a radio play-by-play man. He left for one season but returned in 1976-77 and has been a staple of the club's broadcasts ever since. Lange did radio exclusively until 1979, when games were simulcast on radio and TV. Now, he is the primary television play-by-play broadcaster for the Penguins.

A native of Sacramento, California, Lange earned a degree in broadcasting from Sacramento State University before starting his career as the voice of the Phoenix Roadrunners (WHL) in 1970. He also served as the play-by-play voice of the San Diego Gulls (WHL) in 1973-74 before joining the Penguins.

In addition to his tenure with the Penguins, Lange also handled play-by-play for the Pittsburgh Pirates on cable television in 1986-87. A well-known member of the Pittsburgh community, Lange makes numerous personal public appearances throughout the year and is actively involved in charity work.



PETER TAGLIANETTI

Peter Taglianetti enters his first season as the Penguins television color commentator, after three seasons as the color commentator on radio. Taglianetti played for 11 years in the NHL, during which he was a member of the Penguins back-to-back Stanley Cup Champions in 1991 and 1992.

Taglianetti began his NHL career on the blue-line in 1984-85 with Winnipeg, after four seasons at Providence College. The Framingham, Massachusetts native was drafted by the Jets in the third round, 43rd overall, of the 1983 Entry Draft. He was traded to Minnesota September 30, 1990 after six seasons in Winnipeg, and after playing 16 games with the North Stars, was acquired by the Penguins December 11, 1990 with

Larry Murphy in exchange for Jim Johnson and Chris Dahlquist.

Taglianetti played the next two seasons with the Penguins, recording three assists in 19 games in the 1991 Playoffs, as the Penguins won their first Stanley Cup. He played in 44 games in 1991-92, but missed part of the regular season and the playoffs after having surgery to remove a bulging disk in his back.

Tampa Bay claimed Taglianetti from the Penguins in the 1992 expansion draft. The first captain in Tampa Bay history, he played 61 games with the Lightning before being reacquired by the Penguins. Overall, Taglianetti appeared in 451 NHL games, recording 92 points (18-74) and 1,106 penalty minutes. Pete and his wife, Allison, have four sons and a daughter, Patrick, and two sets of twins, Andrew and Jonathan and Louis and Corey.



PAUL STEIGERWALD

Pittsburgh native Paul Steigerwald enters his first season as the radio voice of the Penguins after serving 14 seasons as a color commentator on Penguins TV and radio broadcasts.

"Steigy," a tireless worker and interviewer is well-known by coaches and players across the NHL.

Steigerwald developed his interest in hockey as a youngster in the South Hills – in part because his neighbor, former Penguins general manager Jack Riley, gave local kids tickets to Penguins games.

He attended Kent State University, where he worked as one of the hockey club's broadcasters, and began his professional broadcasting career with the Johnstown Red Wings of the EHL in 1979.


Steigerwald joined the Penguins organization in 1980 as director of marketing and also served as intermission host for radio and television broadcasts. In 1985, he joined the broadcast team as color commentator. He left the Penguins front office in 1988 for a position in the sports department of KDKA-TV in Pittsburgh, but still maintained his color commentator duties. Steigerwald now works for the Penguins on a full-time basis.

In addition to his broadcasting work, Steigerwald donates time to various local charities throughout the year and serves as emcee of numerous Penguins events. He is the father of two sons, Blake and Dylan.

COMMUNICATIONS STAFF

TOM MCMILLAN, Vice President Communications/Marketing

McMillan, 43, enters his fourth season with the Penguins following a 17-year career in the Pittsburgh sports media as a writer, columnist, editor and broadcaster. He covered the Penguins for the Pittsburgh Post-Gazette from 1987-92 and served as editor of Penguins Report from 1992-96. He also was a talk show host on WTAE Radio and appeared on "Hockey Hotline". McMillan authored a history of the team, "The Penguins: Cellar to Summit," in 1994. He graduated from Point Park College and resides in Shaler.



STEVE BOVINO, Director of Media Relations

Bovino, 31, begins his eighth season with the Penguins and fourth as director of media relations. He joined the team as an intern in the public relations department, then served four seasons as assistant director of media relations. Bovino is responsible for overseeing the day-to-day relations between the players and the media, coordinating interviews, as well as press releases. He graduated from the College of William and Mary, where he worked in the sports information department. Steve and wife, Brandy, reside in Bridgeville.



BRIAN COE, Assistant Director of Media Relations

Coe, 27, enters his third season as assistant director of media relations. Previously, he worked as assistant director of hockey at the club's practice facility, ICEOPLEX at Southpointe, and as an intern for the Pittsburgh Stingers indoor soccer team. His responsibilities include game notes, interview requests and the Penguins website. He graduated from Ohio University and resides in Squirrel Hill.



MEDIA INFORMATION

SEASON PASSES FOR MEDIA: Season passes are issued to members of the media covering the Penguins on a regular basis.

INDIVIDUAL GAME PASSES: Members of the media must contact Steve Bovino or Brian Coe in the Penguins media relations office no later than 24 hours before the game. Passes will be issued to working media and photographers. Passes will be left at the press gate located at Gate # 3 of the Civic Arena. You can reach the press gate from Washington Place, which runs in front of the Arena where the marquis stands. Passes will be available there for one hour after the opening faceoff.

PRESS BOX: The press box is located on the west side of the building above section D-24. It is for game personnel and members of the media covering the games only. When necessary, overflow media will be assigned seats in the auxiliary seating area. All members of the media will gain access to the main press box by showing their pass to the security guard at the door.

PRESS LOUNGE: The press lounge is located at Gate # 3 just beyond the press gate on the right. Members of the media and game night staff must show their passes at the door for admittance. The press lounge will open two hours prior to game time with dinner and beverages served at a cost of \$5 per individual. The press lounge is equipped with telephones and electrical outlets and is available to the media during and after the game for filing purposes.

GAME NOTES: Game notes and lineup sheets are available in the press lounge and press box before each game. Additional information from the National Hockey League and press releases are also available throughout the season at these locations.

GAME SUMMARIES: Game summaries are available after each period in the press box. Final game summaries are distributed in the press box, press lounge and the home and visitors locker rooms after the game.

OUT OF TOWN SCORES: Out of town scoresheets are delivered to broadcasters throughout the game on a regular basis, usually at the 12:00 and 2:00 minute mark of each period.

LOCKER ROOM ACCESS: The Penguins locker room will open to the media no later than 10 minutes after the conclusion of the game per League requirements. ONLY working members of the media with appropriate identification will be admitted.

POST GAME PROCEDURES: Penguins head coach Kevin Constantine will hold a press conference after each game outside the Penguins locker room at Gate # 2. The press conference room is located just inside the Penguins locker room entrance at Gate # 2, first door on the right. Post game quote sheets for both head coaches will be available after the game in the press lounge, press box and each locker room.

GAME BROADCAST INTERVIEWS: All requests for pre-taped interviews and between period interviews with players, coaches or management MUST be confirmed during the morning skate. THERE WILL BE NO EXCEPTIONS. Players or coaches must be confirmed for broadcast interviews before they leave the Civic Arena after the morning skate or they are off-limits for broadcast interviews.

DAILY PRACTICE SESSIONS: Open to all media members. The majority of the Penguins practices are held at ICEO-PLEX at Southpointe. Penguins game day morning skates are held at the Civic Arena. The Penguins normally

MEDIA INFORMATION

skate at 10:30 AM, followed by the visiting team at 11:30 AM. On the road, the Penguins normally hold a morning skate at 11:30 AM. A monthly practice scheduled will be distributed to the media throughout the season. Please check with the Penguins media relations office as last minute changes will occur.

PHOTOGRAPHERS: Photographers may shoot from designated areas assigned by the Penguins media relations staff. Photo location assignments will be posted in the press lounge prior to each game. Anyone shooting from unauthorized locations will be removed from the game. Photo passes must be secured by calling the media relations office at least 24 hours in advance of each game.

CIVIC ARENA LIGHTING: The lighting in the Civic Arena is metal halide which was installed during the summer of 1995.

TELEVISION PACKAGE: The Penguins television package continues to be one of the best in professional hockey. This season, Penguins fans will see 74 games, 64 on Fox Sports Net Pittsburgh and 10 on WNPA, UPN 19. The executive producer for all Penguins telecasts is Paul Kosuth. Fox Sports Net Pittsburgh became the Penguins cable affiliate in 1986.

RADIO FLAGSHIP: 3WS (94.5 FM and 970 AM), Radio Play-by-Play: Paul Steigerwald.

DRIVING DIRECTIONS TO THE PITTSBURGH CIVIC ARENA:

FROM ROUTE 279 NORTH (GREATER PITTSBURGH AIRPORT): Follow 279 North toward Pittsburgh – Go through the Fort Pitt Tunnel (left lane) – Proceed straight ahead onto Liberty Avenue- Turn right off of Liberty Avenue onto Seventh Avenue and cross over Grant Street – turn right onto Centre Avenue.

FROM ROUTE 79 SOUTH (NORTH HILLS):

Follow 79 South toward Pittsburgh – Take the Route 279 South Exit (about one mile past the Wexford exit) – Follow 279 South over the Veterans Bridge – Take the Sixth Street exit and bear left – At the light, turn left onto Bigelow Boulevard.

FROM PENNSYLVANIA TURNPIKE:

Traveling on the turnpike toward Pittsburgh, take Exit 6 (Pittsburgh/Monroeville) onto Route 376 West – Get off of 376 West at Exit 6, staying in the right lane – At the stop sign, turn right onto Pride Street – Follow Pride across Fifth Avenue, at second light, turn left onto Centre Avenue.

REAL TIME SCORERS/OFF-ICE OFFICIALS:

Supervisor of Officials/Timekeeper: Paul Schlosser
 Assistant Supervisor/Official Scorer: Keith Schreiber
 Goal Judges: Jim Duss, Joe Ferraro, Leo Rudzki
 Penalty Timekeeper: Bob Maitland
 Real Time Supervisor/Action Scorer: Phil Spano
 Penalty Scorer: Eugene Susi
 Shot Scorer: Jim Gricar
 Time-On-Ice Scorers: Dan Aubele, Chris Keller, Dan Wagner
 Commercial Coordinators: Dave Reynolds, Mike McGuire
 Video Replay Goal Judges: Dale Ruth, Jim Weaver

GAME NIGHT STAFF:

Dressing Rooms: A.T. Caggiano, Tracey Luppe, Frank Sciulli, Paul DeFazio, David Sciulli
 Home Runway: Don Wagner
 Visitors Runway: Don Johnson
 Media Relations Game Night Staff: Scott Bouchette, Julie Caugherty, Dan Hart, Erin Morrell, Keith Wehner, Betsy Williams

IN THE CIVIC ARENA:

Public Address Announcer: John Barbero
 Organist: Vince Lascheid

ATTENDANCE FIGURES

REGULAR SEASON

YEAR	ATTENDANCE	DATES	AVG.	SO	CAPACITY
1967-68	274,049	37	7,407	0	12,580
1968-69	228,285	38	6,008	0	12,580
1969-70	265,936	38	6,998	0	12,580
1970-71	377,182	39	9,671	3	12,580
1971-72	375,711	39	9,634	5	12,580
1972-73	436,601	39	11,195	7	12,866
1973-74	396,197	39	10,159	4	13,431
1974-75	448,977	40	11,224	11	13,404
1975-76	458,198	40	11,455	0	16,402
1976-77	401,580	40	10,040	1	16,404
1977-78	421,933	40	10,548	2	16,033
1978-79	457,209	40	11,430	3	16,033
1979-80	426,156	40	10,653	2	16,033
1980-81	413,407	40	10,335	0	16,033
1981-82	451,965	40	11,299	5	16,033
1982-83	336,300	40	8,408	1	16,033
1983-84	273,550	40	6,839	0	16,033
1984-85	400,711	40	10,018	4	16,033
1985-86	503,020	40	12,576	13	16,033
1986-87	598,614	40	14,965	26	16,033
1987-88	606,638	40	15,166	26	16,168
1988-89	629,345	40	15,734	*34	16,025
1989-90	640,700	40	16,018	*34	#16,015
1990-91	637,072	40	15,927	28	16,164
1991-92	639,736	40	15,993	32	16,164
1992-93	660,290	41	16,105	30	16,164
1993-94	*685,589	41	*16,714	11	17,537
1994-95	386,599	24	16,108	9	17,181
1995-96	665,790	41	16,239	20	17,181
1996-97	684,346	41	16,691	21	17,181
1997-98	617,815	41	15,069	7	16,958
1998-99	607,822	41	14,825	5	16,958

PLAYOFFS

YEAR	ATTENDANCE	DATES	AVG.	SO
1969-70	53,592	5	10,718	2
1971-72	25,515	2	12,758	1
1974-75	66,833	5	13,367	4
1975-76	13,626	1	13,626	0
1976-77	25,967	2	12,984	0
1978-79	45,702	3	15,234	2
1979-80	26,901	2	13,451	0
1980-81	26,688	2	13,344	0
1981-82	25,457	2	12,729	0
1988-89	96,150	6	16,025	6
1990-91	*210,132	*13	16,164	*13
1991-92	161,640	10	16,164	10
1992-93	129,312	8	16,164	8
1993-94	46,412	3	15,471	0
1994-95	114,894	7	16,413	2
1995-96	171,597	10	17,159	9
1996-97	34,710	2	*17,355	2
1997-98	48,437	3	16,146	1
1998-99	99,787	6	16,631	4

PENGUINS TRAINING CAMP SITES

1967-68	Brantford, Ont.	4-1-1
1968-69	Brantford, Ont.	1-5-2
1969-70	Brantford, Ont.	4-1-2
1970-71	Brantford, Ont.	4-3-2
1971-72	Brantford, Ont.	3-2-3
1972-73	Brantford, Ont.	5-4-1
1973-74	Brantford, Ont.	4-2-3
1974-75	Brantford, Ont.	5-4-0
1975-76	Pittsburgh, PA	2-3-3
1976-77	Pittsburgh, PA	7-3-0
1977-78	Pittsburgh, PA	4-3-0
1978-79	Pittsburgh, PA	3-5-0
1979-80	Pittsburgh, PA	3-4-1
1980-81	Pittsburgh, PA	1-3-2
1981-82	Erie, PA/Pittsburgh, PA	4-1-2
1982-83	Johnstown, PA	1-3-3
1983-84	Johnstown, PA	3-4-1
1984-85	Pittsburgh, PA	2-4-0
1985-86	Pittsburgh, PA	1-5-0
1986-87	Pittsburgh, PA	2-6-0
1987-88	Pittsburgh, PA	5-1-2
1988-89	Pittsburgh, PA	6-3-0
1989-90	Pittsburgh, PA	4-5-1
1990-91	Pittsburgh, PA	7-2-0
1991-92	Pittsburgh, PA/Denver, CO	4-3-2
1992-93	Pittsburgh, PA	3-5-1
1993-94	Pittsburgh, PA	5-4-0
1994-95	Pittsburgh, PA	3-5-1
1995-96	Canonsburg, PA	3-5-1
1996-97	Canonsburg, PA	2-6-1
1997-98	Canonsburg, PA	4-4-0
1998-99	Canonsburg, PA	4-2-3

* Club Record

Capacity increased to 16,236 after home game 25 in the 1990-91 season

NHL INFORMATION

NATIONAL HOCKEY LEAGUE

New York — 1251 Avenue of the Americas, 47th Floor, New York, NY 10020, 212/789-2000,
 Fax: 212/789-2020, PR Fax: 212/789-2080

Toronto — 50 Bay Street, 11th Floor, Toronto, Ontario M5J 2X8, 416/981-2777, Fax:
 416/981-2779, PR Fax: 416/981-2769

Montreal — 1800 McGill College Avenue, Suite 2600, Montreal, Quebec H3A 3J6,
 514/841-9220, Fax: 514/841-1070

Europe — Signaustasse 1, 8008, Zurich, Switzerland, 011-41-1-389-8080, Fax: 011-41-1-
 389-8090

NHL Productions — 183 Oak Tree Road, Tappan, NY 10983, 914/365-6701, Fax: 914/365-
 6010

DIRECTORY

Commissioner	Gary B. Bettman
Executive VP and Chief Operating Officer	Stephen J. Solomon
Executive VP and Chief Legal Officer	William Daly
Executive VP and Director of Hockey Operations	Colin Campbell
Senior VP Hockey Operations (Tor)	Jim Gregory
Group VP and Chief Financial Officer	Craig Harnett
VP Broadcasting	Glenn Adamo
VP Media Relations	Frank Brown
VP Security	Dennis Cunningham
VP Finance	Joseph DeSousa
VP Communications	Bernadette Mansur
VP Public Relations and Media Services (Tor)	Gary Meagher
VP Business Affairs and Special Assistant to Chief Operating Officer (COO)	Douglas Perlman
VP Special Events	Frank Supovitz
VP and General Counsel	David Zimmerman
Executive Assistant to the Commissioner and Director of Administration	Debbie Jordan

BROADCASTING

VP Broadcasting	Glenn Adamo
Director, Broadcasting	Adam Acone
Director, Broadcast Operations and NHL Productions	Patti Fallick
Director, Scheduling and Operations	Steve HatzePetros
Manager, Broadcasting	Todd Goodman
Manager, Broadcasting	Anthony Triano
Coordinator, Special Projects	Phyllis Carangelo

COMMUNICATIONS

VP Communications	Bernadette Mansur
VP Public Relations and Media Services (Toronto)	Gary Meagher
VP Media Relations	Frank Brown
Chief Statistician (Toronto)	Benny Ercolani
Director, Public Relations	Andrew McGowan
Manager, Media Services	Susan Aglietti
Manager, Corporate Communications	Sandra Carreon

NHL INFORMATION

Manager, NHL Images	Anita Cechowski
Manager, Public Relations	Amy Early
Manager, News Services	Greg Inglis
Manager, Corporate Communications	Tracey Warshaw
Publicist, Corporate Communications	Joy Kalfus
Public Relations Coordinator (Toronto)	David Keon
News Services Assistant	Adam Schwartz
Public Relations Assistant (Toronto)	Chris Tredree

HOCKEY OPERATIONS

Executive VP and Director of Hockey Operations	Colin Campbell
Senior VP Hockey Operations (Toronto)	Jim Gregory
VP Hockey Operations (Toronto)	Mike Murphy
Hockey Operations Manager	Claude Loiselle
Director, Central Registry (Montreal)	Steve Pellegrini
Assistant Director, Central Registry (Montreal)	Madeleine Supino
Director of Central Scouting (Toronto)	Frank Bonello
Director of Officiating (Toronto)	Bryan Lewis
Assistant Director of Officiating (Toronto)	Charlie Banfield
Officiating Coordinator (Toronto)	Rod Pasma
Consultant (Montreal)	Brian F. O'Neill
Director of Alumni Relations	Patrick Flatley
Video Director	Damian Echevarrieta
Video Assistant	Paul Kennedy
Video Coordinator (Toronto)	Chris Edwards
Ice Technician	Dan Craig

TELEVISION AND BUSINESS AFFAIRS

VP Business Affairs and Special Assistant to Chief Operating Officer (COO)	Douglas Perlman
Director, International Television and Business Affairs	Susanna Mandel-Mantello
Manager, Satellite Television	Ken Gelman
Manager, NHL Video	David Levy
Manager, Team Television	John Tortora

NHL ENTERPRISES, L.P.

Senior VP and General Counsel	Richard Zahnd
Group VP Marketing	Ed Horne
VP Youth Marketing	Dina Gilbertie
VP Consumer Products Marketing	Brian Jennings
VP International Business Operations and Fan Development	Ken Yaffe
Group Director, Consumer Products Marketing	Glenn Horine
Managing Director, NHL Enterprises, B.V.	Brad Kwong
General Manager, NHL Ice	Tom Richardson
Director, Club Marketing	Scott Carmichael
Director, Club Marketing	Susan Cohig
Director, Off-Ice Programs	Brian Mullen
Director of International Business Operations	Frank Nakano

KEY DATES**1999-2000 CRITICAL DATES**

SEPTEMBER	11	First preseason game
	27	Waiver Draft
	27	Unsigned draft choices claimed in fourth or subsequent rounds of Entry Draft must be returned to their Junior clubs
	30	Unsigned draft choices claimed in first three rounds of Entry Draft must be returned to their Junior clubs.
OCTOBER	1	83rd NHL Regular Season begins
NOVEMBER	1	NHL All-Star Fan Balloting begins
	22	Hockey Hall of Fame Induction Celebration, Toronto
DECEMBER	7-8	Board of Governors Meeting, Boca Raton, FL
	19	Roster Freeze in effect. For all players on an NHL roster as of midnight local time Dec. 19, a roster freeze shall apply through midnight local time Dec. 27, with respect to waivers, trades and any other player assignments; provided, that players may be recalled to NHL clubs during this period.
	25	World Junior Hockey Championship (through Jan. 4) Sweden
JANUARY	TBA	NHL All-Star Fan Balloting ends
	TBA	All-Star Starters Announced
	TBA	Remainder of All-Star Team Announced
FEBRUARY	1	NHL/CHL Top Prospects Game, Toronto
	2-6	NHL FANtasy, Toronto
	5	NHL All-Star Saturday, Air Canada Centre, Toronto
	6	50th NHL All-Star Game, Air Canada Centre, Toronto
MARCH	14	Trading Deadline (3 PM ET)
APRIL	TBA	Lester Patrick Award Luncheon
	9	End of regular season
	12	Stanley Cup Playoffs begin
	28	World Championships (through May 14) St. Petersburg, Russia
MAY	TBA	Entry Draft Drawing
JUNE	13	Last possible date to end Stanley Cup (tentative)
	TBA	NHL Awards Television Special, Toronto
	23	Expansion Draft, Calgary
	23	Top Prospect Preview, Calgary
	24-25	NHL Entry Draft, Calgary
JULY	1	Eligible players transferred to free agent list

HOW TO FIGURE...

Assist: An assist is awarded to the player or players (maximum of two) who touched the puck prior to the goal, provided no defender plays or possesses the puck in between.

Game Played: A player receives credit for playing in a game if: i) he steps on the ice during time played or; ii) serves any penalty.

Game-Winning Goal: After the final score has been determined, the goal which leaves the winning Club one goal ahead of its opponent is the game-winning goal (example: if Team A beats Team B 8-3, the player scoring the fourth goal for Team A receives credit for the game-winning goal).

Game-Tying Goal: The final goal in a tie game.

Goal: A goal is awarded to the last player on the scoring Club to touch the puck prior to the puck entering the net.

Goals-Against Average: Multiply goals allowed (GA) by 60 and divide by minutes played (MINS).

Goaltender Win / Loss / Tie: A goaltender receives a win, tie or loss if he is on the ice when either the game-winning or game-tying goal is scored.

Penalty-Killing Percentage: Subtract total number of power-play goals allowed from total number of shorthanded situations to get total number of power-plays killed. Divide the total number of power-plays killed by the total number of shorthanded situations.

Plus-Minus: A player receives a "plus" if he is on the ice when his Club scores an even-strength or shorthand goal. He receives a "minus" if he is on the ice for an even-strength or shorthand goal scored by the opposing Club. The difference in these numbers is considered the player's plus-minus statistic.

Power-Play Goal: A goal scored by a Club while it has a manpower advantage due to an opponent's penalty. Following are some examples of what **IS** and **IS NOT** considered a power-play goal:

- if a Club has an advantage on a minor penalty starting at 2:02 of the period and it scores at 4:02, the goal **IS NOT** a power-play goal.
- if a Club scores on a delayed penalty, the goal **IS NOT** a power-play goal.
- if a Club has an advantage due to a five-minute major or match penalty, that Club is always credited with having one more advantage than the number of power-play goals it scores during that advantage, because the penalty does not expire a new advantage begins after such a power-play goal. For example, if Team A scores three goals during a major penalty, it is credited with four advantages.
- if a Club is on a power-play for any length of time it considered to have had an advantage.
- if a minor penalty is incurred by a Club on a power-play due to a major penalty, a new advantage is given to that Club when its minor penalty expires, provided the opponent's major penalty is still in effect.

Power-Play Percentage: Total number of power-play goals divided by total number of power-play opportunities.

Save Percentage: Subtract goals allowed (GA) from shots against (SA) to determine saves. Then divide saves by shots against.

Shooting Percentage: Divide the number of goals scored by the number of shots taken.

Shorthanded Goal: A goal scored by a Club while it is at a manpower disadvantage due to a penalty. The same cases apply in a similar but opposite way for shorthand as for power-play goals.

Shot on Goal: If a player shoots the puck with the intention of scoring and if that shot would have gone in the net had the goaltender not stopped it, the shot is recorded as a "shot on goal".

Shutout: If two goaltenders combine for a shutout, neither receives credit for the shutout. Instead it is recorded as a Club shutout.

Tenths of a Second: If a penalty or goal occurs in the last minute, the time is rounded off to the previous second (ex: if a penalty is called with 12.4 seconds left in a period, the time is indicated as 19:47 and not 19:48).

Tie-Breaking Formula: In the event that two or more Clubs are tied for total points, the order of standings and draft order is determined as follows:

- the Club with the most victories will be placed higher in the standings.
- if Clubs remain tied, the Club earning the most points from the year's head-to-head competition will be placed higher in the standings. In the event an uneven number of home games against one another were played, the first game that created the disparity is discounted. Where more than two Clubs are tied in victories and points, the Club having the greatest percentage of available points earned among each other will be placed higher in the standings.
- if Clubs remain tied, each Club's "Goals Allowed" are subtracted from its "Goals For" during the entire regular season. The Club with the greater differential will be placed higher in the standings.

OCTOBER						
SUN	MON	TUE	WED	THU	FRI	SAT
					1 DAL ● 8:00	2
3	4	5	6	7 NJ 7:30	8 COL 7:30	9
10	11	12	13	14 NYR 7:30	15	16 CHI 7:30
17	18	19	20	21	22	23 CAR 7:30
24	25	26	27 ANA ■ 10:30	28 LA ■ 10:30	29	30 SJ 10:30
31						

NOVEMBER						
SUN	MON	TUE	WED	THU	FRI	SAT
	1	2 LA ● 8:00	3	4 OTT 7:30	5	6 TB 7:30
7	8	9	10 MON 7:30	11	12 DET 7:30	13 NAS 7:30
14	15	16 BUF ● 8:00	17	18 TB 7:30	19	20 FLA 7:30
21	22	23 TOR 7:30	24	25	26 OTT 7:30	27 CAR 7:30
28	29	30 BUF 7:30				


DECEMBER						
SUN	MON	TUE	WED	THU	FRI	SAT
			1	2 SJ 7:30	3	4 TOR 7:00
5	6	7 NJ 7:30	8	9 WAS 7:30	10	11 PHX 7:30
12	13	14 BOS 7:30	15 CAR 7:30	16	17	18 FLA 7:30
19	20 MON 7:30	21 NYI 7:30	22	23 TB 7:30	24	25
26 CHI 8:00	27	28	29 WAS 7:00	30 NYI 7:30	31	

JANUARY						
SUN	MON	TUE	WED	THU	FRI	SAT
						1
2 DET 7:30	3	4	5	6 NJ 7:30	7 TOR 7:30	8 PHI 8:00
9	10	11	12 PHX 9:00	13 COL 9:00	14	15 NAS 8:00
16	17	18	19 STL 7:30	20	21	22 MON 7:30
23 PHI 8:00	24	25 NYR 7:30	26	27 ATL 7:30	28	29 ANA 7:30
30	31 ATL 7:30					

FEBRUARY						
SUN	MON	TUE	WED	THU	FRI	SAT
		1 WAS 7:30	2	3 NYI 7:30	4	5
6	7	8	9 ATL 7:30	10	11 EDM 7:30	12 NYI 7:00
13	14 VAN 7:30	15	16 BUF 7:30	17	18	19 FLA 7:30
20	21 TB 5:00	22 NYR 7:30	23	24 PHI 7:30	25	26 BOS 7:30
27	28 OTT 7:30	29				

MARCH						
SUN	MON	TUE	WED	THU	FRI	SAT
			1 CAL 9:00	2	3	4 EDM 8:00
5	6	7	8 MON 7:30	9 OTT 7:00	10	11 NYR 7:30
12	13 NJ 7:30	14	15	16 FLA 7:30	17	18 BOS 3:00
19 NYR 8:00	20	21 NYI 7:30	22	23	24 ATL 7:30	25
26 PHI 1:00	27	28 NJ 7:30	29	30 WAS 7:00	31	

APRIL						
SUN	MON	TUE	WED	THU	FRI	SAT
						1 PHI 1:00
2	3 CAR 7:30	4	5 TOR 7:30	6	7 BUF 7:00	8
9 BOS 6:00	10	11	12	13	14	15

 Home
 Away
 All times Eastern
 All Games Televised on FOX Sports Pittsburgh Unless Otherwise Noted
 ● ESPN ■ ESPN2 ◆ ABC

NEED TICKETS? CALL (412) 642-PENS